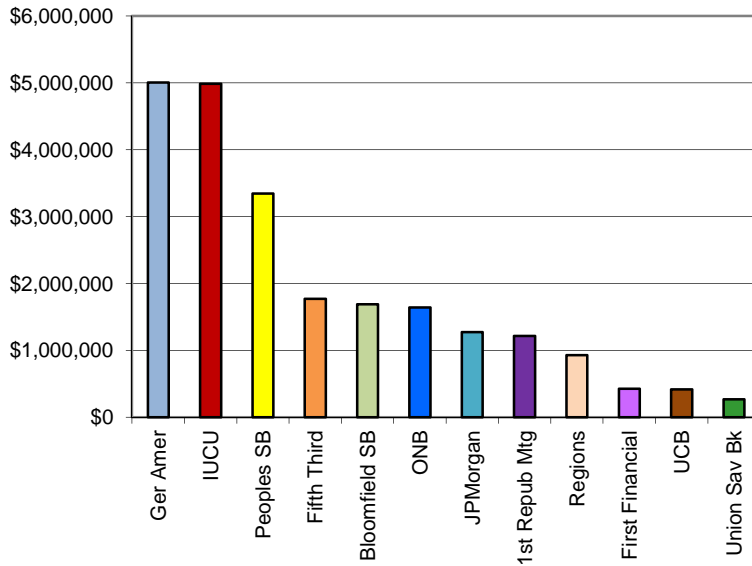


Dollars - November 2013



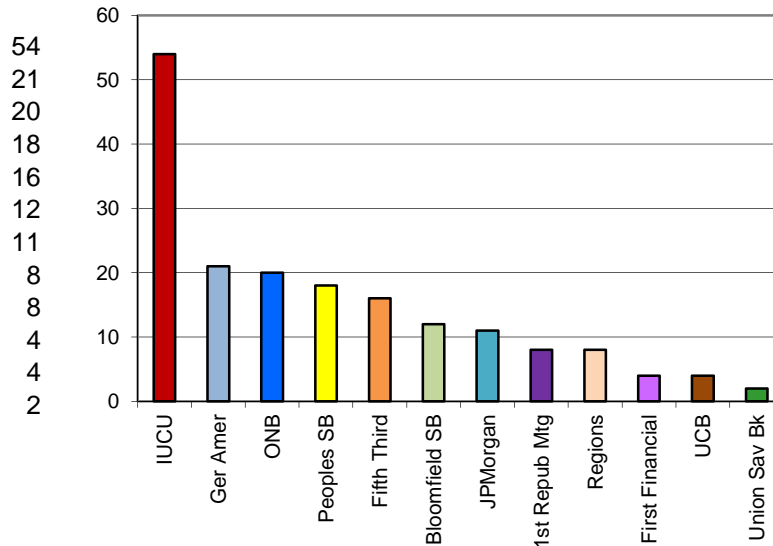
Residential and commercial property mortgages filed in Monroe County during November 2013.

Ger Amer	5,005,773
IUCU	4,986,142
Peoples SB	3,343,170
Fifth Third	1,772,047
Bloomfield SB	1,688,300
ONB	1,643,333
JPMorgan	1,273,053
1st Repub Mtg	1,216,847
Regions	927,846
First Financial	426,000
UCB	419,000
Union Sav Bk	267,600

Note- Charts & report do not include re-recordings, modifications, or those recorded without a property description. Fifth Third includes Fifth Third Bank & Fifth Third Mtg, Regions includes Regions Bank & Regions Mtg.

Transactions - November 2013

IUCU
Ger Amer
ONB
Peoples SB
Fifth Third
Bloomfield SB
JPMorgan
1st Repub Mtg
Regions
First Financial
UCB
Union Sav Bk



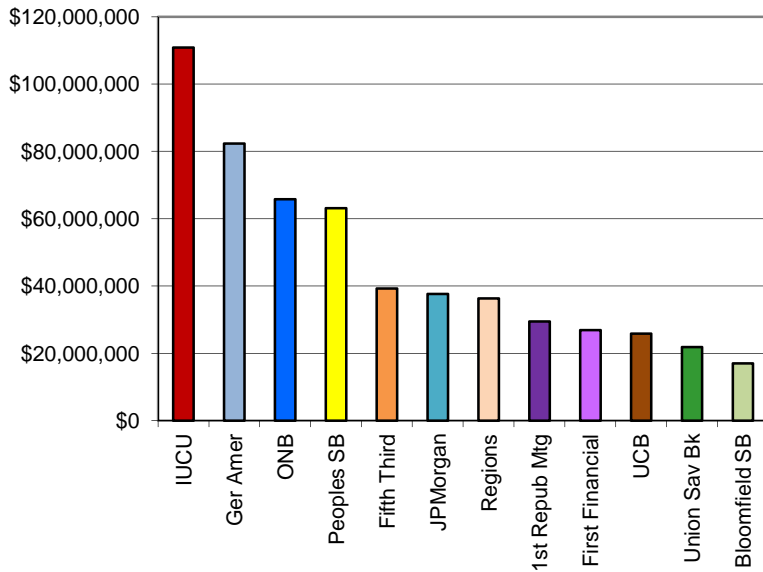
Mortgage Report covering all mortgages on Monroe County property, both residential and commercial, filed with the Monroe County Recorder during the month of November 2013.

Lender	0 to \$49,999		\$50,000 to \$199,999		\$200,000-\$499,999		\$500,000 & up		Total Docs	%	Total		
	Docs	Amount	Docs	Amount	Docs	Amount	Docs	Amount			Docs	Amount	%
ALLY BANK	0	0	0	0	0	0	0	0	0	0	0	0	0
ALLIED HOME MORTGAGE	0	0	0	0	0	0	0	0	0	0	0	0	0
BAXTER CREDIT UNION	0	0	2	183,920	1	285,000	0	0	3	1	468,920	1.2	
BANK OF AMERICA	0	0	1	124,673	0	0	0	0	1	0.3	124,673	0.3	
BLOOMFIELD STATE BANK	1	6,000	9	842,300	2	840,000	0	0	12	4	1,688,300	4.2	
CRANE FEDERAL CREDIT U	0	0	3	373,000	2	624,000	0	0	5	1.7	997,000	2.5	
CITIMORTGAGE	0	0	0	0	0	0	0	0	0	0	0	0	0
EVERBANK	0	0	0	0	0	0	0	0	0	0	0	0	0
FARM CREDIT MID AMERIC	0	0	0	0	0	0	0	0	0	0	0	0	0
FIRST FINANCIAL BANK	0	0	4	426,000	0	0	0	0	4	1.3	426,000	1.1	
FARMERS AND MECHANICS	0	0	1	152,000	0	0	0	0	1	0.3	152,000	0.4	
FIRST REPUBLIC MORTGAG	1	44,250	5	556,743	2	615,854	0	0	8	2.7	1,216,847	3	
FIFTH THIRD BANK	3	75,650	3	395,800	1	246,500	0	0	7	2.4	717,950	1.8	
FIFTH THIRD MORTGAGE	0	0	9	1,054,097	0	0	0	0	9	3	1,054,097	2.6	
GERMAN AMERICAN BANCOR	3	90,500	6	737,957	10	2,851,316	2	1,326,000	21	7.1	5,005,773	12.5	
GATEWAY MORTGAGE GROUP	0	0	3	305,942	1	242,673	0	0	4	1.3	548,615	1.4	
HOOSIER HILLS CREDIT U	1	16,500	1	100,000	0	0	1	675,000	3	1	791,500	2	
HALLMARK HOME MTG	0	0	8	1,047,931	2	448,365	0	0	10	3.4	1,496,296	3.7	
INDIANA UNIVERSITY CRE	16	401,721	36	4,088,221	2	496,200	0	0	54	18.2	4,986,142	12.5	
JPMORGAN CHASE BANK	0	0	9	823,053	2	450,000	0	0	11	3.7	1,273,053	3.2	
METLIFE HOME LOANS	0	0	0	0	0	0	0	0	0	0	0	0	0
MORTGAGE MASTERS	0	0	0	0	0	0	0	0	0	0	0	0	0
OWEN COUNTY STATE BANK	1	25,000	1	74,000	1	405,000	0	0	3	1	504,000	1.3	
OLD NATIONAL BANK	13	303,802	6	551,531	0	0	1	788,000	20	6.7	1,643,333	4.1	
PROVIDENT FUNDING ASSO	0	0	0	0	0	0	0	0	0	0	0	0	0
PEOPLES STATE BANK	1	41,100	10	1,207,980	7	2,094,090	0	0	18	6.1	3,343,170	8.4	
REGIONS BANK	2	54,500	1	81,250	0	0	0	0	3	1	135,750	0.3	
REGIONS MORTGAGE	0	0	3	265,900	2	526,196	0	0	5	1.7	792,096	2	
UNITED COMMERCE BANK	0	0	4	419,000	0	0	0	0	4	1.3	419,000	1	
UNITED STATES OF AMERI	0	0	0	0	0	0	0	0	0	0	0	0	0
UNION SAVINGS BANK	0	0	2	267,600	0	0	0	0	2	0.7	267,600	0.7	
WELLS FARGO BANK	0	0	2	225,000	0	0	0	0	2	0.7	225,000	0.6	
All Others	23	350,326	45	5,464,336	18	5,233,450	1	600,000	87	29.3	11,648,112	29.2	
TOTALS	65	1,409,349	174	19,768,234	53	15,358,644	5	3,389,000	297	100	39,925,227	100	



People who care. Service you trust.

Dollars - Year-to-Date through November 2013



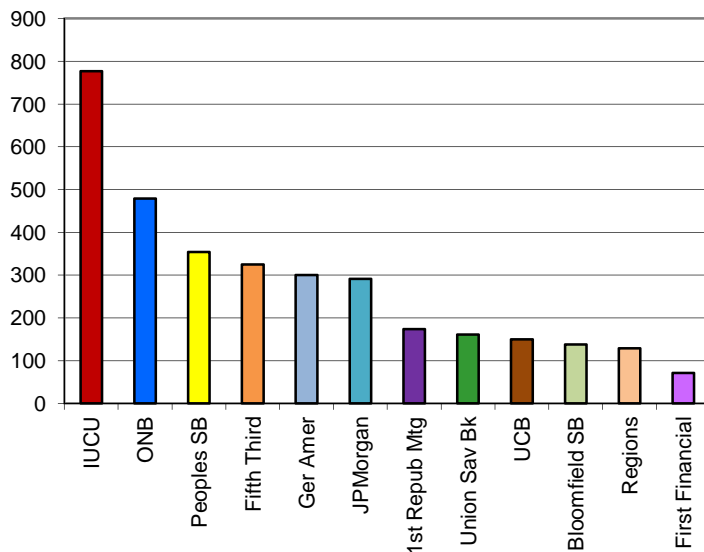
Residential and commercial property mortgages filed in Monroe County during 2013.

IUCU	110,817,856
Ger Amer	82,350,817
ONB	65,787,867
Peoples SB	63,141,322
Fifth Third	39,239,027
JPMorgan	37,614,261
Regions	36,283,300
1st Repub Mtg	29,455,234
First Financial	26,881,751
UCB	25,866,552
Union Sav Bk	21,893,716
Bloomfield SB	17,034,978

Note- Charts & report do not include re-recordings, modifications, or those recorded without a property description. Fifth Third includes Fifth Third Bank & Fifth Third Mtg, Regions includes Regions Bank & Regions Mtg.

Transactions - Year-to-Date through November 2013

IUCU	777
ONB	479
Peoples SB	354
Fifth Third	325
Ger Amer	300
JPMorgan	291
1st Repub Mtg	174
Union Sav Bk	161
UCB	150
Bloomfield SB	138
Regions	129
First Financial	71



Mortgage Report covering all mortgages on Monroe County property, both residential and commercial, filed with the Monroe County Recorder during 2013.

Lender	0 to \$49,999		\$50,000 to \$199,999		\$200,000-\$499,999		\$500,000 & up		Total Docs	%	Total Amount	%
	Docs	Amount	Docs	Amount	Docs	Amount	Docs	Amount				
ALLY BANK	0	0	7	545,241	1	271,450	0	0	8	0.2	816,691	0.1
ALLIED HOME MORTGAGE	0	0	0	0	0	0	0	0	0	0	0	0
BAXTER CREDIT UNION	3	75,000	19	2,619,375	9	2,568,030	1	589,000	32	0.6	5,851,405	0.6
BANK OF AMERICA	2	87,450	35	4,093,780	10	2,866,269	0	0	47	0.9	7,047,499	0.8
BLOOMFIELD STATE BANK	23	584,815	97	10,563,563	16	4,621,600	2	1,265,000	138	2.8	17,034,978	1.8
CRANE FEDERAL CREDIT U	13	377,000	33	3,344,442	5	1,454,565	1	1,315,000	52	1	6,491,007	0.7
CITIMORTGAGE	0	0	0	0	0	0	0	0	0	0	0	0
EVERBANK	0	0	10	1,169,709	2	498,900	0	0	12	0.2	1,668,609	0.2
FARM CREDIT MID AMERIC	3	85,832	13	1,687,962	2	797,517	2	1,480,774	20	0.4	4,052,085	0.4
FIRST FINANCIAL BANK	10	267,150	42	4,460,927	10	2,827,900	9	19,325,774	71	1.4	26,881,751	2.9
FARMERS AND MECHANICS	5	80,500	14	1,510,500	6	1,407,100	0	0	25	0.5	2,998,100	0.3
FIRST REPUBLIC MORTGAG	3	131,750	123	15,665,844	47	13,109,140	1	548,500	174	3.5	29,455,234	3.2
FIFTH THIRD BANK	34	885,237	46	4,098,000	2	469,200	0	0	82	1.6	5,452,437	0.6
FIFTH THIRD MORTGAGE	3	142,984	199	22,535,548	41	11,108,058	0	0	243	4.9	33,786,590	3.7
GERMAN AMERICAN BANCOR	33	890,327	135	15,542,182	105	32,598,391	27	33,319,917	300	6	82,350,817	8.9
GATEWAY MORTGAGE GROUP	1	48,500	57	7,195,532	22	5,800,360	0	0	80	1.6	13,044,392	1.4
HOOSIER HILLS CREDIT U	4	98,700	15	1,596,700	4	1,171,000	1	675,000	24	0.5	3,541,400	0.4
HALLMARK HOME MTG	0	0	66	8,331,718	34	9,406,201	1	580,000	101	2	18,317,919	2
INDIANA UNIVERSITY CRE	174	4,889,889	488	52,717,568	94	25,157,671	21	28,052,728	777	15.5	110,817,856	12
JPMORGAN CHASE BANK	14	479,431	243	27,771,176	33	8,763,654	1	600,000	291	5.8	37,614,261	4.1
METLIFE HOME LOANS	0	0	0	0	0	0	0	0	0	0	0	0
MORTGAGE MASTERS	0	0	21	2,657,992	5	1,609,472	0	0	26	0.5	4,267,464	0.5
OWEN COUNTY STATE BANK	11	260,700	22	2,228,970	8	2,598,500	3	2,484,000	44	0.9	7,572,170	0.8
OLD NATIONAL BANK	102	2,667,023	318	35,565,466	41	11,163,648	18	16,391,730	479	9.6	65,787,867	7.1
PROVIDENT FUNDING ASSO	0	0	0	0	0	0	0	0	0	0	0	0
PEOPLES STATE BANK	45	1,126,590	218	25,701,436	85	24,530,295	6	11,783,001	354	7.1	63,141,322	6.8
REGIONS BANK	26	475,956	20	1,819,896	7	2,435,832	9	16,933,500	62	1.2	21,665,184	2.3
REGIONS MORTGAGE	0	0	38	4,712,786	25	7,501,330	4	2,404,000	67	1.3	14,618,116	1.6
UNITED COMMERCE BANK	8	246,300	94	11,394,771	45	12,021,981	3	2,203,500	150	3	25,866,552	2.8
UNITED STATES OF AMERI	0	0	4	457,924	0	0	0	0	4	0.1	457,924	0
UNION SAVINGS BANK	9	305,900	126	14,607,126	25	6,474,440	1	506,250	161	3.2	21,893,716	2.4
WELLS FARGO BANK	11	98,318	57	6,096,380	18	4,745,263	1	6,000,000	87	1.7	16,939,961	1.8
All Others	136	2,334,258	676	82,330,181	233	66,287,544	44	121,746,157	1089	21.8	272,698,140	29.6
=====	=====	=====	=====	=====	=====	=====	=====	=====	=====	=====	=====	=====
TOTALS	673	16,639,610	3236	373,022,695	935	264,265,311	156	268,203,831	5000	100	922,131,447	100

Mortgage Report covering all mortgages on Monre County property, both residential and commercial, filed with the Monroe County Recorder during the month of November 2013.

Lender	0 to \$75,000		\$75,001 to \$199,999		\$200,000-\$417,000		\$417,001 & up		Total Docs	%	Total Amount	%
	Docs	Amount	Docs	Amount	Docs	Amount	Docs	Amount				
ALLY BANK	0	0	0	0	0	0	0	0	0	0	0	0
ALLIED HOME MORTGAGE	0	0	0	0	0	0	0	0	0	0	0	0
BAXTER CREDIT UNION	0	0	2	183,920	1	285,000	0	0	3	1	468,920	1.2
BANK OF AMERICA	0	0	1	124,673	0	0	0	0	1	0.3	124,673	0.3
BLOOMFIELD STATE BANK	5	278,200	5	570,100	1	380,000	1	460,000	12	4	1,688,300	4.2
CRANE FEDERAL CREDIT U	1	65,000	2	308,000	2	624,000	0	0	5	1.7	997,000	2.5
CITIMORTGAGE	0	0	0	0	0	0	0	0	0	0	0	0
EVERBANK	0	0	0	0	0	0	0	0	0	0	0	0
FARM CREDIT MID AMERIC	0	0	0	0	0	0	0	0	0	0	0	0
FIRST FINANCIAL BANK	2	122,500	2	303,500	0	0	0	0	4	1.3	426,000	1.1
FARMERS AND MECHANICS	0	0	1	152,000	0	0	0	0	1	0.3	152,000	0.4
FIRST REPUBLIC MORTGAG	2	113,850	4	487,143	2	615,854	0	0	8	2.7	1,216,847	3
FIFTH THIRD BANK	3	75,650	3	395,800	1	246,500	0	0	7	2.4	717,950	1.8
FIFTH THIRD MORTGAGE	1	60,000	8	994,097	0	0	0	0	9	3	1,054,097	2.6
GERMAN AMERICAN BANCOR	5	211,104	4	617,353	10	2,851,316	2	1,326,000	21	7.1	5,005,773	12.5
GATEWAY MORTGAGE GROUP	0	0	3	305,942	1	242,673	0	0	4	1.3	548,615	1.4
HOOSIER HILLS CREDIT U	1	16,500	1	100,000	0	0	1	675,000	3	1	791,500	2
HALLMARK HOME MTG	1	73,200	7	974,731	2	448,365	0	0	10	3.4	1,496,296	3.7
INDIANA UNIVERSITY CRE	24	910,827	28	3,579,115	2	496,200	0	0	54	18.2	4,986,142	12.5
JPMORGAN CHASE BANK	5	300,194	4	522,859	2	450,000	0	0	11	3.7	1,273,053	3.2
METLIFE HOME LOANS	0	0	0	0	0	0	0	0	0	0	0	0
MORTGAGE MASTERS	0	0	0	0	0	0	0	0	0	0	0	0
OWEN COUNTY STATE BANK	2	99,000	0	0	1	405,000	0	0	3	1	504,000	1.3
OLD NATIONAL BANK	14	353,802	5	501,531	0	0	1	788,000	20	6.7	1,643,333	4.1
PROVIDENT FUNDING ASSO	0	0	0	0	0	0	0	0	0	0	0	0
PEOPLES STATE BANK	4	223,800	7	1,025,280	7	2,094,090	0	0	18	6.1	3,343,170	8.4
REGIONS BANK	2	54,500	1	81,250	0	0	0	0	3	1	135,750	0.3
REGIONS MORTGAGE	0	0	3	265,900	2	526,196	0	0	5	1.7	792,096	2
UNITED COMMERCE BANK	1	50,000	3	369,000	0	0	0	0	4	1.3	419,000	1
UNITED STATES OF AMERI	0	0	0	0	0	0	0	0	0	0	0	0
UNION SAVINGS BANK	0	0	2	267,600	0	0	0	0	2	0.7	267,600	0.7
WELLS FARGO BANK	0	0	2	225,000	0	0	0	0	2	0.7	225,000	0.6
All Others	28	661,943	40	5,152,719	17	4,745,950	2	1,087,500	87	29.3	11,648,112	29.2
=====	=====	=====	=====	=====	=====	=====	=====	=====	=====	=====	=====	=====
TOTALS	101	3,670,070	138	17,507,513	51	14,411,144	7	4,336,500	297	100	39,925,227	100



People who care. Service you trust.

Mortgage Report covering all mortgages on Monre County property, both residential and commercial, filed with the Monroe County Recorder during 2013.

Lender	0 to \$75,000		\$75,001 to \$199,999		\$200,000-\$417,000		\$417,001 & up		Total	%	Total	%
	Docs	Amount	Docs	Amount	Docs	Amount	Docs	Amount	Docs		Amount	
ALLY BANK	3	189,131	4	356,110	1	271,450	0	0	8	0.2	816,691	0.1
ALLIED HOME MORTGAGE	0	0	0	0	0	0	0	0	0	0	0	0
BAXTER CREDIT UNION	3	75,000	19	2,619,375	9	2,568,030	1	589,000	32	0.6	5,851,405	0.6
BANK OF AMERICA	6	332,016	31	3,849,214	9	2,398,269	1	468,000	47	0.9	7,047,499	0.8
BLOOMFIELD STATE BANK	46	2,033,065	74	9,115,313	15	4,161,600	3	1,725,000	138	2.8	17,034,978	1.8
CRANE FEDERAL CREDIT U	21	855,500	25	2,865,942	5	1,454,565	1	1,315,000	52	1	6,491,007	0.7
CITIMORTGAGE	0	0	0	0	0	0	0	0	0	0	0	0
EVERBANK	2	136,000	8	1,033,709	2	498,900	0	0	12	0.2	1,668,609	0.2
FARM CREDIT MID AMERIC	4	145,332	12	1,628,462	1	337,500	3	1,940,791	20	0.4	4,052,085	0.4
FIRST FINANCIAL BANK	27	1,277,185	25	3,450,892	8	1,935,500	11	20,218,174	71	1.4	26,881,751	2.9
FARMERS AND MECHANICS	7	203,500	12	1,387,500	6	1,407,100	0	0	25	0.5	2,998,100	0.3
FIRST REPUBLIC MORTGAG	9	526,165	117	15,271,429	47	13,109,140	1	548,500	174	3.5	29,455,234	3.2
FIFTH THIRD BANK	50	1,829,437	30	3,153,800	2	469,200	0	0	82	1.6	5,452,437	0.6
FIFTH THIRD MORTGAGE	36	2,223,869	166	20,454,663	41	11,108,058	0	0	243	4.9	33,786,590	3.7
GERMAN AMERICAN BANCOR	54	2,225,690	114	14,206,819	102	31,301,391	30	34,616,917	300	6	82,350,817	8.9
GATEWAY MORTGAGE GROUP	9	571,367	49	6,672,665	22	5,800,360	0	0	80	1.6	13,044,392	1.4
HOOSIER HILLS CREDIT U	8	346,700	11	1,348,700	4	1,171,000	1	675,000	24	0.5	3,541,400	0.4
HALLMARK HOME MTG	5	307,810	61	8,023,908	34	9,406,201	1	580,000	101	2	18,317,919	2
INDIANA UNIVERSITY CRE	297	12,473,959	365	45,133,498	93	24,707,671	22	28,502,728	777	15.5	110,817,856	12
JPMORGAN CHASE BANK	68	3,905,624	189	24,344,983	33	8,763,654	1	600,000	291	5.8	37,614,261	4.1
METLIFE HOME LOANS	0	0	0	0	0	0	0	0	0	0	0	0
MORTGAGE MASTERS	2	146,900	19	2,511,092	5	1,609,472	0	0	26	0.5	4,267,464	0.5
OWEN COUNTY STATE BANK	18	706,200	15	1,783,470	7	2,166,500	4	2,916,000	44	0.9	7,572,170	0.8
OLD NATIONAL BANK	162	6,380,520	258	31,851,969	39	10,274,248	20	17,281,130	479	9.6	65,787,867	7.1
PROVIDENT FUNDING ASSO	0	0	0	0	0	0	0	0	0	0	0	0
PEOPLES STATE BANK	83	3,414,959	180	23,413,067	83	23,685,854	8	12,627,442	354	7.1	63,141,322	6.8
REGIONS BANK	38	1,210,356	8	1,085,496	4	1,063,559	12	18,305,773	62	1.2	21,665,184	2.3
REGIONS MORTGAGE	3	197,257	35	4,515,529	24	7,002,330	5	2,903,000	67	1.3	14,618,116	1.6
UNITED COMMERCE BANK	21	1,089,236	81	10,551,835	43	11,140,029	5	3,085,452	150	3	25,866,552	2.8
UNITED STATES OF AMERI	0	0	4	457,924	0	0	0	0	4	0.1	457,924	0
UNION SAVINGS BANK	28	1,547,550	107	13,365,476	25	6,474,440	1	506,250	161	3.2	21,893,716	2.4
WELLS FARGO BANK	21	717,830	47	5,476,868	18	4,745,263	1	6,000,000	87	1.7	16,939,961	1.8
All Others	221	7,749,735	591	76,914,704	224	62,131,539	53	125,902,162	1089	21.8	272,698,140	29.6
TOTALS	1252	52,817,893	2657	336,844,412	906	251,162,823	185	281,306,319	5000	100	922,131,447	100