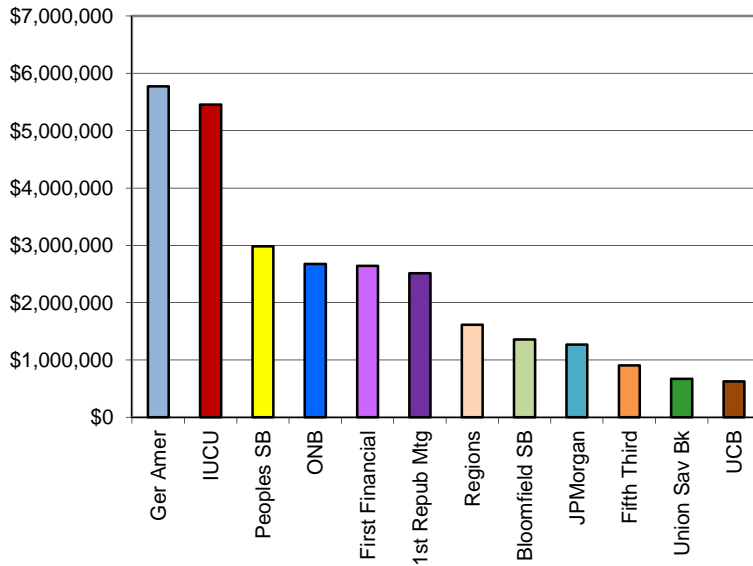




People who care. Service you trust.

Dollars - October 2013



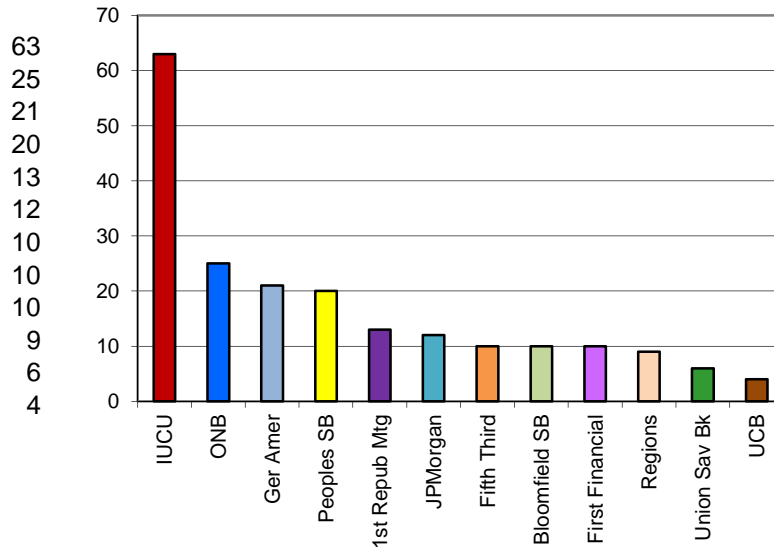
Residential and commercial property mortgages filed in Monroe County during October 2013.

Ger Amer	5,770,889
IUCU	5,452,211
Peoples SB	2,982,061
ONB	2,677,480
First Financial	2,641,770
1st Repub Mtg	2,513,558
Regions	1,612,051
Bloomfield SB	1,358,400
JPMorgan	1,270,108
Fifth Third	905,054
Union Sav Bk	670,462
UCB	624,600

Note- Charts & report do not include re-recordings, modifications, or those recorded without a property description. Fifth Third includes Fifth Third Bank & Fifth Third Mtg, Regions includes Regions Bank & Regions Mtg.

Transactions - October 2013

- IUCU
- ONB
- Ger Amer
- Peoples SB
- 1st Repub Mtg
- JPMorgan
- Fifth Third
- Bloomfield SB
- First Financial
- Regions
- Union Sav Bk
- UCB



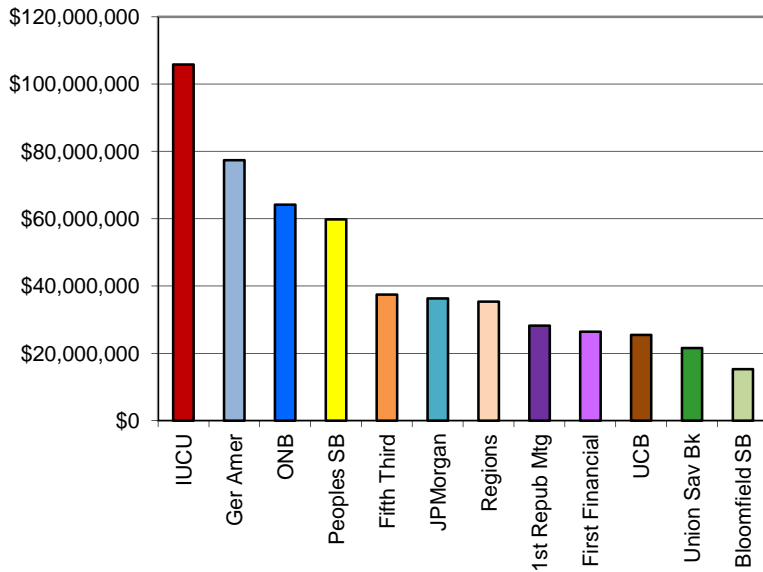
Mortgage Report covering all mortgages on Monre County property, both residential and commercial, filed with the Monroe County Recorder during the month of October 2013.

Lender	\$0 to \$49,999		\$50,000 to \$199,999		\$200,000-\$499,999		\$500,000 & up		Total Docs	%	Total		
	Docs	Amount	Docs	Amount	Docs	Amount	Docs	Amount			Docs	Amount	%
ALLY BANK	0	0	0	0	0	0	0	0	0	0	0	0	0
ALLIED HOME MORTGAGE	0	0	0	0	0	0	0	0	0	0	0	0	0
BAXTER CREDIT UNION	0	0	0	0	0	0	0	0	0	0	0	0	0
BANK OF AMERICA	1	47,800	2	227,340	0	0	0	0	3	0.9	275,140	0.5	
BLOOMFIELD STATE BANK	0	0	8	832,500	2	525,900	0	0	10	3	1,358,400	2.5	
CRANE FEDERAL CREDIT U	0	0	0	0	0	0	0	0	0	0	0	0	0
CITIMORTGAGE	0	0	0	0	0	0	0	0	0	0	0	0	0
EVERBANK	0	0	0	0	0	0	0	0	0	0	0	0	0
FARM CREDIT MID AMERIC	1	38,250	1	106,000	0	0	0	0	2	0.6	144,250	0.3	
FIRST FINANCIAL BANK	1	46,500	7	957,270	0	0	2	1,638,000	10	3	2,641,770	4.8	
FARMERS AND MECHANICS	2	28,500	1	53,000	0	0	0	0	3	0.9	81,500	0.1	
FIRST REPUBLIC MORTGAG	1	40,000	6	757,131	6	1,716,427	0	0	13	3.9	2,513,558	4.5	
FIFTH THIRD BANK	3	88,997	1	70,000	0	0	0	0	4	1.2	158,997	0.3	
FIFTH THIRD MORTGAGE	0	0	5	517,582	1	228,475	0	0	6	1.8	746,057	1.3	
GERMAN AMERICAN BANCOR	1	32,000	12	1,081,134	6	1,725,255	2	2,932,500	21	6.3	5,770,889	10.4	
GATEWAY MORTGAGE GROUP	0	0	3	376,862	4	1,117,004	0	0	7	2.1	1,493,866	2.7	
HOOSIER HILLS CREDIT U	0	0	2	148,600	0	0	0	0	2	0.6	148,600	0.3	
HALLMARK HOME MTG	0	0	3	432,273	2	569,250	1	580,000	6	1.8	1,581,523	2.9	
INDIANA UNIVERSITY CRE	20	544,450	38	3,776,761	5	1,131,000	0	0	63	18.8	5,452,211	9.8	
JPMORGAN CHASE BANK	2	63,899	9	892,796	1	313,413	0	0	12	3.6	1,270,108	2.3	
METLIFE HOME LOANS	0	0	0	0	0	0	0	0	0	0	0	0	0
MORTGAGE MASTERS	0	0	0	0	1	417,000	0	0	1	0.3	417,000	0.8	
OWEN COUNTY STATE BANK	3	70,000	3	322,001	1	250,000	0	0	7	2.1	642,001	1.2	
OLD NATIONAL BANK	9	180,400	13	1,467,080	2	530,000	1	500,000	25	7.5	2,677,480	4.8	
PROVIDENT FUNDING ASSO	0	0	0	0	0	0	0	0	0	0	0	0	0
PEOPLES STATE BANK	6	111,500	7	736,250	7	2,134,311	0	0	20	6	2,982,061	5.4	
REGIONS BANK	2	41,792	0	0	1	251,559	0	0	3	0.9	293,351	0.5	
REGIONS MORTGAGE	0	0	3	383,700	3	935,000	0	0	6	1.8	1,318,700	2.4	
UNITED COMMERCE BANK	0	0	3	399,000	1	225,600	0	0	4	1.2	624,600	1.1	
UNITED STATES OF AMERI	0	0	0	0	0	0	0	0	0	0	0	0	0
UNION SAVINGS BANK	0	0	6	670,462	0	0	0	0	6	1.8	670,462	1.2	
WELLS FARGO BANK	0	0	2	122,900	2	489,310	0	0	4	1.2	612,210	1.1	
All Others	9	199,351	69	7,836,293	15	4,142,392	4	9,345,543	97	29	21,523,579	38.9	
TOTALS	61	1,533,439	204	22,166,935	60	16,701,896	10	14,996,043	335	100	55,398,313	100	



People who care. Service you trust.

Dollars - Year-to-Date through October 2013



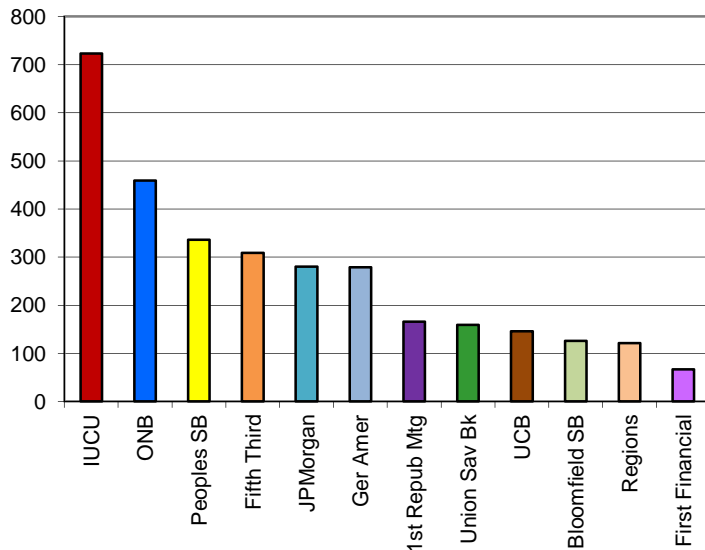
Residential and commercial property mortgages filed in Monroe County during 2013.

IUCU	105,831,714
Ger Amer	77,345,044
ONB	64,144,534
Peoples SB	59,798,152
Fifth Third	37,466,980
JPMorgan	36,341,208
Regions	35,355,454
1st Repub Mtg	28,238,387
First Financial	26,455,751
UCB	25,447,552
Union Sav Bk	21,626,116
Bloomfield SB	15,346,678

Note- Charts & report do not include re-recordings, modifications, or those recorded without a property description. Fifth Third includes Fifth Third Bank & Fifth Third Mtg, Regions includes Regions Bank & Regions Mtg.

Transactions - Year-to-Date through October 2013

IUCU	723
ONB	459
Peoples SB	336
Fifth Third	309
JPMorgan	280
Ger Amer	279
1st Repub Mtg	166
Union Sav Bk	159
UCB	146
Bloomfield SB	126
Regions	121
First Financial	67



Mortgage Report covering all mortgages on Monroe County property, both residential and commercial, filed with the Monroe County Recorder during 2013.

Lender	0 to \$49,999		\$50,000 to \$199,999		\$200,000-\$499,999		\$500,000 & up		Total Docs	%	Total	
	Docs	Amount	Docs	Amount	Docs	Amount	Docs	Amount			Docs	%
ALLY BANK	0	0	7	545,241	1	271,450	0	0	8	0.2	816,691	0.1
ALLIED HOME MORTGAGE	0	0	0	0	0	0	0	0	0	0	0	0
BAXTER CREDIT UNION	3	75,000	17	2,435,455	8	2,283,030	1	589,000	29	0.6	5,382,485	0.6
BANK OF AMERICA	2	87,450	34	3,969,107	10	2,866,269	0	0	46	1	6,922,826	0.8
BLOOMFIELD STATE BANK	22	578,815	88	9,721,263	14	3,781,600	2	1,265,000	126	2.7	15,346,678	1.7
CRANE FEDERAL CREDIT U	13	377,000	30	2,971,442	3	830,565	1	1,315,000	47	1	5,494,007	0.6
CITIMORTGAGE	0	0	0	0	0	0	0	0	0	0	0	0
EVERBANK	0	0	10	1,169,709	2	498,900	0	0	12	0.3	1,668,609	0.2
FARM CREDIT MID AMERIC	3	85,832	13	1,687,962	2	797,517	2	1,480,774	20	0.4	4,052,085	0.5
FIRST FINANCIAL BANK	10	267,150	38	4,034,927	10	2,827,900	9	19,325,774	67	1.4	26,455,751	3
FARMERS AND MECHANICS	5	80,500	13	1,358,500	6	1,407,100	0	0	24	0.5	2,846,100	0.3
FIRST REPUBLIC MORTGAG	2	87,500	118	15,109,101	45	12,493,286	1	548,500	166	3.5	28,238,387	3.2
FIFTH THIRD BANK	31	809,587	43	3,702,200	1	222,700	0	0	75	1.6	4,734,487	0.5
FIFTH THIRD MORTGAGE	3	142,984	190	21,481,451	41	11,108,058	0	0	234	5	32,732,493	3.7
GERMAN AMERICAN BANCOR	30	799,827	129	14,804,225	95	29,747,075	25	31,993,917	279	5.9	77,345,044	8.8
GATEWAY MORTGAGE GROUP	1	48,500	54	6,889,590	21	5,557,687	0	0	76	1.6	12,495,777	1.4
HOOSIER HILLS CREDIT U	3	82,200	14	1,496,700	4	1,171,000	0	0	21	0.4	2,749,900	0.3
HALLMARK HOME MTG	0	0	58	7,283,787	32	8,957,836	1	580,000	91	1.9	16,821,623	1.9
INDIANA UNIVERSITY CRE	158	4,488,168	452	48,629,347	92	24,661,471	21	28,052,728	723	15.4	105,831,714	12
JPMORGAN CHASE BANK	14	479,431	234	26,948,123	31	8,313,654	1	600,000	280	6	36,341,208	4.1
METLIFE HOME LOANS	0	0	0	0	0	0	0	0	0	0	0	0
MORTGAGE MASTERS	0	0	21	2,657,992	5	1,609,472	0	0	26	0.6	4,267,464	0.5
OWEN COUNTY STATE BANK	10	235,700	21	2,154,970	7	2,193,500	3	2,484,000	41	0.9	7,068,170	0.8
OLD NATIONAL BANK	89	2,363,221	312	35,013,935	41	11,163,648	17	15,603,730	459	9.8	64,144,534	7.3
PROVIDENT FUNDING ASSO	0	0	0	0	0	0	0	0	0	0	0	0
PEOPLES STATE BANK	44	1,085,490	208	24,493,456	78	22,436,205	6	11,783,001	336	7.1	59,798,152	6.8
REGIONS BANK	24	421,456	19	1,738,646	7	2,435,832	9	16,933,500	59	1.3	21,529,434	2.4
REGIONS MORTGAGE	0	0	35	4,446,886	23	6,975,134	4	2,404,000	62	1.3	13,826,020	1.6
UNITED COMMERCE BANK	8	246,300	90	10,975,771	45	12,021,981	3	2,203,500	146	3.1	25,447,552	2.9
UNITED STATES OF AMERI	0	0	4	457,924	0	0	0	0	4	0.1	457,924	0.1
UNION SAVINGS BANK	9	305,900	124	14,339,526	25	6,474,440	1	506,250	159	3.4	21,626,116	2.5
WELLS FARGO BANK	11	98,318	55	5,871,380	18	4,745,263	1	6,000,000	85	1.8	16,714,961	1.9
All Others	113	1,983,932	631	76,865,845	215	61,054,094	43	121,146,157	1002	21.3	261,050,028	29.6
=====	=====	=====	=====	=====	=====	=====	=====	=====	=====	=====	=====	=====
TOTALS	608	15,230,261	3062	353,254,461	882	248,906,667	151	264,814,831	4703	100	882,206,220	100

Mortgage Report covering all mortgages on Monre County property, both residential and commercial, filed with the Monroe County Recorder during the month of October 2013.

Lender	0 to \$75,000		\$75,001 to \$199,999		\$200,000-\$417,000		\$417,001 & up		Total Docs	%	Total Amount	%
	Docs	Amount	Docs	Amount	Docs	Amount	Docs	Amount				
ALLY BANK	0	0	0	0	0	0	0	0	0	0	0	0
ALLIED HOME MORTGAGE	0	0	0	0	0	0	0	0	0	0	0	0
BAXTER CREDIT UNION	0	0	0	0	0	0	0	0	0	0	0	0
BANK OF AMERICA	1	47,800	2	227,340	0	0	0	0	3	0.9	275,140	0.5
BLOOMFIELD STATE BANK	2	100,000	6	732,500	2	525,900	0	0	10	3	1,358,400	2.5
CRANE FEDERAL CREDIT U	0	0	0	0	0	0	0	0	0	0	0	0
CITIMORTGAGE	0	0	0	0	0	0	0	0	0	0	0	0
EVERBANK	0	0	0	0	0	0	0	0	0	0	0	0
FARM CREDIT MID AMERIC	1	38,250	1	106,000	0	0	0	0	2	0.6	144,250	0.3
FIRST FINANCIAL BANK	2	108,500	6	895,270	0	0	2	1,638,000	10	3	2,641,770	4.8
FARMERS AND MECHANICS	3	81,500	0	0	0	0	0	0	3	0.9	81,500	0.1
FIRST REPUBLIC MORTGAG	1	40,000	6	757,131	6	1,716,427	0	0	13	3.9	2,513,558	4.5
FIFTH THIRD BANK	4	158,997	0	0	0	0	0	0	4	1.2	158,997	0.3
FIFTH THIRD MORTGAGE	1	70,000	4	447,582	1	228,475	0	0	6	1.8	746,057	1.3
GERMAN AMERICAN BANCOR	4	207,034	9	906,100	6	1,725,255	2	2,932,500	21	6.3	5,770,889	10.4
GATEWAY MORTGAGE GROUP	1	68,240	2	308,622	4	1,117,004	0	0	7	2.1	1,493,866	2.7
HOOSIER HILLS CREDIT U	1	59,000	1	89,600	0	0	0	0	2	0.6	148,600	0.3
HALLMARK HOME MTG	0	0	3	432,273	2	569,250	1	580,000	6	1.8	1,581,523	2.9
INDIANA UNIVERSITY CRE	33	1,331,118	25	2,990,093	5	1,131,000	0	0	63	18.8	5,452,211	9.8
JPMORGAN CHASE BANK	5	246,991	6	709,704	1	313,413	0	0	12	3.6	1,270,108	2.3
METLIFE HOME LOANS	0	0	0	0	0	0	0	0	0	0	0	0
MORTGAGE MASTERS	0	0	0	0	1	417,000	0	0	1	0.3	417,000	0.8
OWEN COUNTY STATE BANK	4	140,000	2	252,001	1	250,000	0	0	7	2.1	642,001	1.2
OLD NATIONAL BANK	13	428,604	9	1,218,876	2	530,000	1	500,000	25	7.5	2,677,480	4.8
PROVIDENT FUNDING ASSO	0	0	0	0	0	0	0	0	0	0	0	0
PEOPLES STATE BANK	6	111,500	7	736,250	6	1,714,311	1	420,000	20	6	2,982,061	5.4
REGIONS BANK	2	41,792	0	0	1	251,559	0	0	3	0.9	293,351	0.5
REGIONS MORTGAGE	0	0	3	383,700	3	935,000	0	0	6	1.8	1,318,700	2.4
UNITED COMMERCE BANK	0	0	3	399,000	1	225,600	0	0	4	1.2	624,600	1.1
UNITED STATES OF AMERI	0	0	0	0	0	0	0	0	0	0	0	0
UNION SAVINGS BANK	2	117,900	4	552,562	0	0	0	0	6	1.8	670,462	1.2
WELLS FARGO BANK	2	122,900	0	0	2	489,310	0	0	4	1.2	612,210	1.1
All Others	22	1,039,195	56	6,996,449	14	3,654,892	5	9,833,043	97	29	21,523,579	38.9
=====	=====	=====	=====	=====	=====	=====	=====	=====	=====	=====	=====	=====
TOTALS	110	4,559,321	155	19,141,053	58	15,794,396	12	15,903,543	335	100	55,398,313	100

Mortgage Report covering all mortgages on Monre County property, both residential and commercial, filed with the Monroe County Recorder during 2013.

Lender	0 to \$75,000		\$75,001 to \$199,999		\$200,000-\$417,000		\$417,001 & up		Total	%	Total	%
	Docs	Amount	Docs	Amount	Docs	Amount	Docs	Amount	Docs		Amount	
ALLY BANK	3	189,131	4	356,110	1	271,450	0	0	8	0.2	816,691	0.1
ALLIED HOME MORTGAGE	0	0	0	0	0	0	0	0	0	0	0	0
BAXTER CREDIT UNION	3	75,000	17	2,435,455	8	2,283,030	1	589,000	29	0.6	5,382,485	0.6
BANK OF AMERICA	6	332,016	30	3,724,541	9	2,398,269	1	468,000	46	1	6,922,826	0.8
BLOOMFIELD STATE BANK	41	1,754,865	69	8,545,213	14	3,781,600	2	1,265,000	126	2.7	15,346,678	1.7
CRANE FEDERAL CREDIT U	20	790,500	23	2,557,942	3	830,565	1	1,315,000	47	1	5,494,007	0.6
CITIMORTGAGE	0	0	0	0	0	0	0	0	0	0	0	0
EVERBANK	2	136,000	8	1,033,709	2	498,900	0	0	12	0.3	1,668,609	0.2
FARM CREDIT MID AMERIC	4	145,332	12	1,628,462	1	337,500	3	1,940,791	20	0.4	4,052,085	0.5
FIRST FINANCIAL BANK	25	1,154,685	23	3,147,392	8	1,935,500	11	20,218,174	67	1.4	26,455,751	3
FARMERS AND MECHANICS	7	203,500	11	1,235,500	6	1,407,100	0	0	24	0.5	2,846,100	0.3
FIRST REPUBLIC MORTGAG	7	412,315	113	14,784,286	45	12,493,286	1	548,500	166	3.5	28,238,387	3.2
FIFTH THIRD BANK	47	1,753,787	27	2,758,000	1	222,700	0	0	75	1.6	4,734,487	0.5
FIFTH THIRD MORTGAGE	35	2,163,869	158	19,460,566	41	11,108,058	0	0	234	5	32,732,493	3.7
GERMAN AMERICAN BANCOR	49	2,014,586	110	13,589,466	92	28,450,075	28	33,290,917	279	5.9	77,345,044	8.8
GATEWAY MORTGAGE GROUP	9	571,367	46	6,366,723	21	5,557,687	0	0	76	1.6	12,495,777	1.4
HOOSIER HILLS CREDIT U	7	330,200	10	1,248,700	4	1,171,000	0	0	21	0.4	2,749,900	0.3
HALLMARK HOME MTG	4	234,610	54	7,049,177	32	8,957,836	1	580,000	91	1.9	16,821,623	1.9
INDIANA UNIVERSITY CRE	273	11,563,132	337	41,554,383	91	24,211,471	22	28,502,728	723	15.4	105,831,714	12
JPMORGAN CHASE BANK	63	3,605,430	185	23,822,124	31	8,313,654	1	600,000	280	6	36,341,208	4.1
METLIFE HOME LOANS	0	0	0	0	0	0	0	0	0	0	0	0
MORTGAGE MASTERS	2	146,900	19	2,511,092	5	1,609,472	0	0	26	0.6	4,267,464	0.5
OWEN COUNTY STATE BANK	16	607,200	15	1,783,470	6	1,761,500	4	2,916,000	41	0.9	7,068,170	0.8
OLD NATIONAL BANK	148	6,026,718	253	31,350,438	39	10,274,248	19	16,493,130	459	9.8	64,144,534	7.3
PROVIDENT FUNDING ASSO	0	0	0	0	0	0	0	0	0	0	0	0
PEOPLES STATE BANK	79	3,191,159	173	22,387,787	76	21,591,764	8	12,627,442	336	7.1	59,798,152	6.8
REGIONS BANK	36	1,155,856	7	1,004,246	4	1,063,559	12	18,305,773	59	1.3	21,529,434	2.4
REGIONS MORTGAGE	3	197,257	32	4,249,629	22	6,476,134	5	2,903,000	62	1.3	13,826,020	1.6
UNITED COMMERCE BANK	20	1,039,236	78	10,182,835	43	11,140,029	5	3,085,452	146	3.1	25,447,552	2.9
UNITED STATES OF AMERI	0	0	4	457,924	0	0	0	0	4	0.1	457,924	0.1
UNION SAVINGS BANK	28	1,547,550	105	13,097,876	25	6,474,440	1	506,250	159	3.4	21,626,116	2.5
WELLS FARGO BANK	21	717,830	45	5,251,868	18	4,745,263	1	6,000,000	85	1.8	16,714,961	1.9
All Others	193	7,087,792	551	71,761,985	207	57,385,589	51	124,814,662	1002	21.3	261,050,028	29.6
TOTALS	1151	49,147,823	2519	319,336,899	855	236,751,679	178	276,969,819	4703	100	882,206,220	100