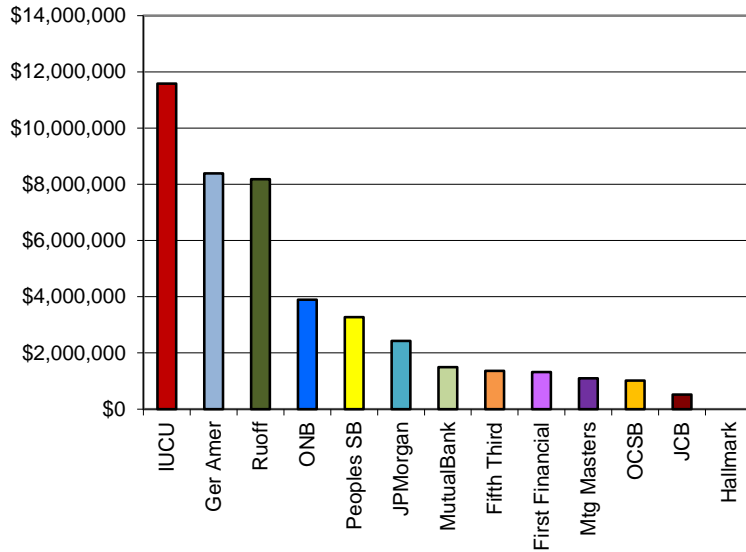




People who care. Service you trust.

Dollars - November 2019

Residential and commercial property mortgages filed in Monroe County during November 2019.

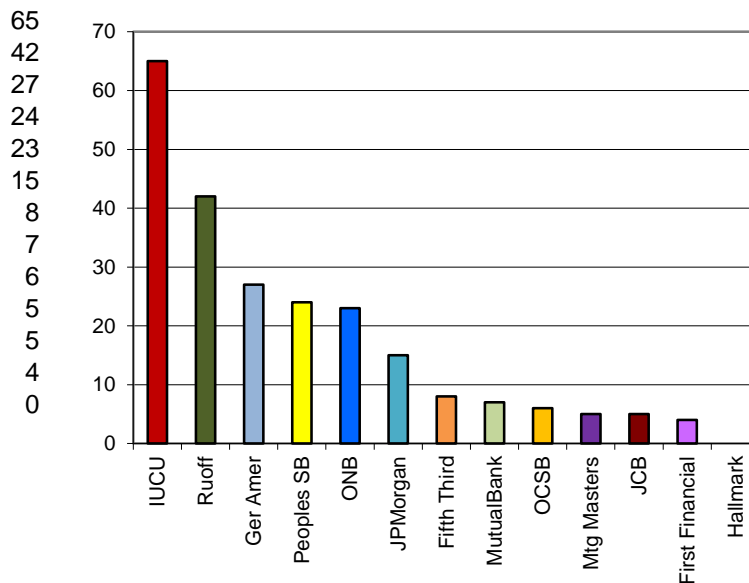


IUCU	11,582,305
Ger Amer	8,388,154
Ruoff	8,181,244
ONB	3,894,440
Peoples SB	3,274,400
JPMorgan	2,428,652
MutualBank	1,495,100
Fifth Third	1,363,104
First Financial	1,321,018
Mtg Masters	1,098,444
OCSB	1,017,789
JCB	519,696
Hallmark	0

Note- Charts & report do not include re-recordings, modifications, or those recorded without a property description. Fifth Third includes Fifth Third Bank & Fifth Third Mtg.

Transactions November 2019

- IUCU
- Ruoff
- Ger Amer
- Peoples SB
- ONB
- JPMorgan
- Fifth Third
- MutualBank
- OCSB
- Mtg Masters
- JCB
- First Financial
- Hallmark





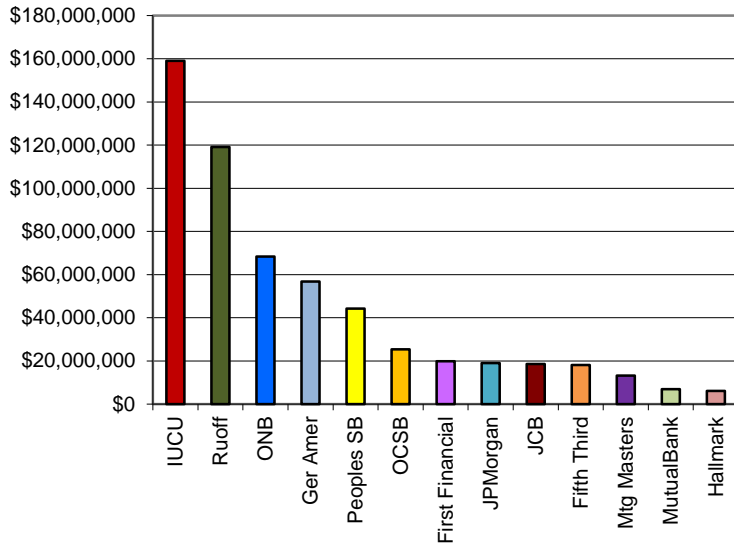
Mortgage Report covering all mortgages on Monroe County property, both residential and commercial, filed with the Monroe County Recorder during the month of November 2019.

Lender	0 to \$49,999		\$50,000 to \$199,999		\$200,000-\$499,999		\$500,000 & up		Total		Total Amount	%
	Docs	Amount	Docs	Amount	Docs	Amount	Docs	Amount	Docs	%		
AMERICAN MTG SERVICE	0	0	4	606,170	3	830,924	1	534,065	8	2	1,971,159	2.3
BAXTER CREDIT UNION	0	0	0	0	0	0	0	0	0	0	0	0
BEDFORD FSB	1	0	1	73,000	3	765,000	1	1,334,000	6	1.5	2,172,000	2.5
BANK OF AMERICA	0	0	0	0	0	0	1	521,000	1	0.2	521,000	0.6
CRANE FEDERAL CREDIT UNION	1	10,000	2	196,500	1	253,600	0	0	4	1	460,100	0.5
FARM CREDIT MID AMERICA	0	0	1	89,250	1	243,920	1	645,000	3	0.7	978,170	1.1
FIRST FINANCIAL BANK	1	35,205	1	72,813	1	440,000	1	773,000	4	1	1,321,018	1.5
FREEDOM HOME MORTGAGE	0	0	3	452,979	1	268,850	0	0	4	1	721,829	0.8
FARMERS AND MECHANICS	1	20,000	1	80,400	0	0	0	0	2	0.5	100,400	0.1
FIFTH THIRD BANK	0	0	6	756,604	2	606,500	0	0	8	2	1,363,104	1.6
FIFTH THIRD MORTGAGE	0	0	0	0	0	0	0	0	0	0	0	0
FAIR WAY LENDING (GALLERY MTG)	0	0	5	820,877	3	809,049	0	0	8	2	1,629,926	1.9
GERMAN AMERICAN BANCORP	1	45,000	11	1,338,778	14	4,204,376	1	2,800,000	27	6.7	8,388,154	9.8
HOOSIER HILLS CREDIT UNION	1	12,000	1	50,000	1	270,000	1	530,530	4	1	862,530	1
HALLMARK HOME MTG	0	0	0	0	0	0	0	0	0	0	0	0
INDIANA UNIVERSITY CREDIT UNION	13	318,500	33	3,467,505	17	4,571,300	2	3,225,000	65	16.1	11,582,305	13.5
JACKSON COUNTY BANK	0	0	5	519,696	0	0	0	0	5	1.2	519,696	0.6
JPMORGAN CHASE BANK	1	25,000	12	1,770,187	2	633,465	0	0	15	3.7	2,428,652	2.8
LOANDEPOTCOM	0	0	2	309,500	1	317,700	0	0	3	0.7	627,200	0.7
MORTGAGE MASTERS	0	0	2	358,576	3	739,868	0	0	5	1.2	1,098,444	1.3
MUTUALBANK	1	30,000	2	244,500	3	713,600	1	507,000	7	1.7	1,495,100	1.7
OWEN COUNTY STATE BANK	0	0	4	512,789	2	505,000	0	0	6	1.5	1,017,789	1.2
OLD NATIONAL BANK	5	183,699	12	1,182,857	3	965,620	3	1,562,264	23	5.7	3,894,440	4.5
PRIMELENDING	0	0	3	407,675	2	450,705	0	0	5	1.2	858,380	1
PEOPLES STATE BANK	5	158,300	13	1,397,850	6	1,718,250	0	0	24	5.9	3,274,400	3.8
REGIONS BANK	0	0	2	150,000	3	949,000	0	0	5	1.2	1,099,000	1.3
REGIONS MORTGAGE	0	0	0	0	0	0	0	0	0	0	0	0
RUOFF MORTGAGE	1	40,000	21	3,049,459	20	5,091,785	0	0	42	10.4	8,181,244	9.5
UNITED STATES OF AMERICA	0	0	0	0	1	212,500	0	0	1	0.2	212,500	0.2
UNION SAVINGS BANK	0	0	7	1,134,000	3	916,300	0	0	10	2.5	2,050,300	2.4
WELLS FARGO BANK	1	31,000	2	303,550	0	0	0	0	3	0.7	334,550	0.4
All Others	8	149,907	59	8,142,170	30	7,541,893	9	10,820,403	106	26.2	26,654,373	31.1
=====	=====	=====	=====	=====	=====	=====	=====	=====	=====	=====	=====	=====
TOTALS	41	1,058,611	215	27,487,685	126	34,019,205	22	23,252,262	404	100	85,817,763	100



People who care. Service you trust.

Dollars - Year-to-Date through November 2019



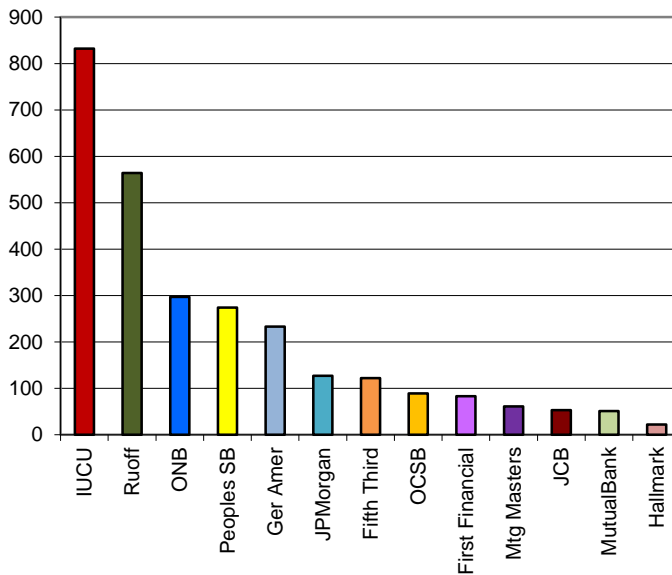
Residential and commercial property mortgages filed in Monroe County during 2019.

IUCU	159,033,400
Ruoff	119,116,156
ONB	68,361,942
Ger Amer	56,790,004
Peoples SB	44,249,882
OCSB	25,375,731
First Financial	19,860,603
JPMorgan	19,016,254
JCB	18,590,054
Fifth Third	18,121,654
Mtg Masters	13,212,634
MutualBank	6,927,641
Hallmark	6,112,246

Note- Charts & report do not include re-recordings, modifications, or those recorded without a property description. Fifth Third includes Fifth Third Bank & Fifth Third Mtg.

Transactions - Year-to-Date through November 2019

IUCU	832
Ruoff	564
ONB	297
Peoples SB	274
Ger Amer	233
JPMorgan	127
Fifth Third	122
OCSB	89
First Financial	83
Mtg Masters	61
JCB	53
MutualBank	51
Hallmark	22





Mortgage Report covering all mortgages on Monroe County property, both residential and commercial, filed with the Monroe County Recorder during 2019.

Lender	0 to \$49,999		\$50,000 to \$199,999		\$200,000-\$499,999		\$500,000 & up		Total		%	Total	
	Docs	Amount	Docs	Amount	Docs	Amount	Docs	Amount	Docs	Amount		Docs	Amount
AMERICAN MTG SERVICE	0	0	38	5,933,911	34	10,445,966	2	1,094,065	74	1.7	17,473,942	1.7	
BAXTER CREDIT UNION	8	245,500	20	2,808,910	14	4,124,823	0	0	42	1	7,179,233	0.7	
BEDFORD FSB	4	89,125	6	746,911	14	3,595,520	1	1,334,000	25	0.6	5,765,556	0.6	
BANK OF AMERICA	0	0	5	712,861	4	1,381,491	3	2,190,600	12	0.3	4,284,952	0.4	
CRANE FEDERAL CREDIT UNION	9	192,800	16	1,499,500	1	253,600	0	0	26	0.6	1,945,900	0.2	
FARM CREDIT MID AMERICA	2	67,506	7	650,775	3	871,835	2	1,324,000	14	0.3	2,914,116	0.3	
FIRST FINANCIAL BANK	21	356,838	36	4,359,041	16	4,785,524	10	10,359,200	83	1.9	19,860,603	1.9	
FREEDOM HOME MORTGAGE	0	0	20	2,989,259	13	3,763,162	0	0	33	0.8	6,752,421	0.7	
FARMERS AND MECHANICS	4	109,739	3	243,400	0	0	0	0	7	0.2	353,139	0	
FIFTH THIRD BANK	27	709,800	60	7,029,599	35	10,382,255	0	0	122	2.8	18,121,654	1.8	
FIFTH THIRD MORTGAGE	0	0	0	0	0	0	0	0	0	0	0	0	
FAIR WAY LENDING (GALLERY MTG)	0	0	44	6,396,946	34	9,308,780	0	0	78	1.8	15,705,726	1.5	
GERMAN AMERICAN BANCORP	20	489,282	115	14,431,858	82	25,453,529	16	16,415,335	233	5.3	56,790,004	5.5	
HOOSIER HILLS CREDIT UNION	5	133,000	23	3,022,440	9	2,359,030	4	2,276,030	41	0.9	7,790,500	0.8	
HALLMARK HOME MTG	0	0	6	916,177	16	5,196,069	0	0	22	0.5	6,112,246	0.6	
INDIANA UNIVERSITY CREDIT UNION	207	5,530,628	394	45,148,747	202	57,964,776	29	50,389,249	832	19	159,033,400	15.5	
JACKSON COUNTY BANK	4	76,000	21	2,658,136	19	5,415,609	9	10,440,309	53	1.2	18,590,054	1.8	
JPMORGAN CHASE BANK	12	332,000	79	8,545,047	36	10,139,207	0	0	127	2.9	19,016,254	1.9	
LOANDEPOTCOM	0	0	14	1,883,758	8	2,132,317	0	0	22	0.5	4,016,075	0.4	
MORTGAGE MASTERS	0	0	33	5,102,570	27	7,506,564	1	603,500	61	1.4	13,212,634	1.3	
MUTUALBANK	10	246,400	30	3,498,141	10	2,676,100	1	507,000	51	1.2	6,927,641	0.7	
OWEN COUNTY STATE BANK	9	278,000	41	5,244,888	24	7,374,240	15	12,478,603	89	2	25,375,731	2.5	
OLD NATIONAL BANK	48	1,276,689	157	18,076,256	67	21,487,692	25	27,521,305	297	6.8	68,361,942	6.7	
PRIMELENDING	0	0	31	4,318,127	17	4,718,214	0	0	48	1.1	9,036,341	0.9	
PEOPLES STATE BANK	55	1,693,569	133	14,901,789	77	21,413,624	9	6,240,900	274	6.3	44,249,882	4.3	
REGIONS BANK	9	193,578	11	1,073,000	5	1,448,000	0	0	25	0.6	2,714,578	0.3	
REGIONS MORTGAGE	0	0	13	1,875,404	3	931,898	0	0	16	0.4	2,807,302	0.3	
RUOFF MORTGAGE	1	40,000	312	44,204,908	244	70,325,046	7	4,546,202	564	12.9	119,116,156	11.6	
UNITED STATES OF AMERICA	4	55,537	0	0	1	212,500	0	0	5	0.1	268,037	0	
UNION SAVINGS BANK	0	0	43	5,920,889	13	3,717,355	0	0	56	1.3	9,638,244	0.9	
WELLS FARGO BANK	2	61,000	16	2,077,125	7	2,070,333	2	1,247,500	27	0.6	5,455,958	0.5	
All Others	94	1,756,685	541	71,851,025	313	87,492,342	68	184,016,507	1016	23.2	345,116,559	33.7	
=====	=====	=====	=====	=====	=====	=====	=====	=====	=====	=====	=====	=====	
TOTALS	555	13,933,676	2268	288,121,398	1348	388,947,401	204	332,984,305	4375	100	1,023,986,780	100	



Mortgage Report covering all mortgages on Monroe County property, both residential and commercial, filed with the Monroe County Recorder during the month of November 2019.

Lender	0 to \$75,000		\$75,001 to \$199,999		\$200,000-\$484,350		\$484,351 & up		Total		Total	%
	Docs	Amount	Docs	Amount	Docs	Amount	Docs	Amount	Docs	%	Amount	%
AMERICAN MTG SERVICE	0	0	4	606,170	3	830,924	1	534,065	8	2	1,971,159	2.3
BAXTER CREDIT UNION	0	0	0	0	0	0	0	0	0	0	0	0
BEDFORD FSB	2	73,000	0	0	3	765,000	1	1,334,000	6	1.5	2,172,000	2.5
BANK OF AMERICA	0	0	0	0	0	0	1	521,000	1	0.2	521,000	0.6
CRANE FEDERAL CREDIT UNION	1	10,000	2	196,500	1	253,600	0	0	4	1	460,100	0.5
FARM CREDIT MID AMERICA	0	0	1	89,250	1	243,920	1	645,000	3	0.7	978,170	1.1
FIRST FINANCIAL BANK	2	108,018	0	0	1	440,000	1	773,000	4	1	1,321,018	1.5
FREEDOM HOME MORTGAGE	0	0	3	452,979	1	268,850	0	0	4	1	721,829	0.8
FARMERS AND MECHANICS	1	20,000	1	80,400	0	0	0	0	2	0.5	100,400	0.1
FIFTH THIRD BANK	0	0	6	756,604	2	606,500	0	0	8	2	1,363,104	1.6
FIFTH THIRD MORTGAGE	0	0	0	0	0	0	0	0	0	0	0	0
FAIR WAY LENDING (GALLERY MTG)	0	0	5	820,877	3	809,049	0	0	8	2	1,629,926	1.9
GERMAN AMERICAN BANCORP	3	176,000	9	1,207,778	14	4,204,376	1	2,800,000	27	6.7	8,388,154	9.8
HOOSIER HILLS CREDIT UNION	2	62,000	0	0	1	270,000	1	530,530	4	1	862,530	1
HALLMARK HOME MTG	0	0	0	0	0	0	0	0	0	0	0	0
INDIANA UNIVERSITY CREDIT UNION	25	1,121,235	21	2,664,770	17	4,571,300	2	3,225,000	65	16.1	11,582,305	13.5
JACKSON COUNTY BANK	0	0	5	519,696	0	0	0	0	5	1.2	519,696	0.6
JPMORGAN CHASE BANK	1	25,000	12	1,770,187	2	633,465	0	0	15	3.7	2,428,652	2.8
LOANDEPOTCOM	0	0	2	309,500	1	317,700	0	0	3	0.7	627,200	0.7
MORTGAGE MASTERS	0	0	2	358,576	3	739,868	0	0	5	1.2	1,098,444	1.3
MUTUALBANK	1	30,000	2	244,500	3	713,600	1	507,000	7	1.7	1,495,100	1.7
OWEN COUNTY STATE BANK	1	70,289	3	442,500	2	505,000	0	0	6	1.5	1,017,789	1.2
OLD NATIONAL BANK	9	401,699	8	964,857	3	965,620	3	1,562,264	23	5.7	3,894,440	4.5
PRIMELENDING	0	0	3	407,675	2	450,705	0	0	5	1.2	858,380	1
PEOPLES STATE BANK	9	392,250	9	1,163,900	6	1,718,250	0	0	24	5.9	3,274,400	3.8
REGIONS BANK	1	70,000	1	80,000	3	949,000	0	0	5	1.2	1,099,000	1.3
REGIONS MORTGAGE	0	0	0	0	0	0	0	0	0	0	0	0
RUOFF MORTGAGE	1	40,000	21	3,049,459	20	5,091,785	0	0	42	10.4	8,181,244	9.5
UNITED STATES OF AMERICA	0	0	0	0	1	212,500	0	0	1	0.2	212,500	0.2
UNION SAVINGS BANK	0	0	7	1,134,000	3	916,300	0	0	10	2.5	2,050,300	2.4
WELLS FARGO BANK	1	31,000	2	303,550	0	0	0	0	3	0.7	334,550	0.4
All Others	14	492,823	53	7,799,254	30	7,541,893	9	10,820,403	106	26.2	26,654,373	31.1
=====	=====	=====	=====	=====	=====	=====	=====	=====	=====	=====	=====	=====
TOTALS	74	3,123,314	182	25,422,982	126	34,019,205	22	23,252,262	404	100	85,817,763	100



Mortgage Report covering all mortgages on Monroe County property, both residential and commercial, filed with the Monroe County Recorder during 2019.

Lender	0 to \$75,000		\$75,001 to \$199,999		\$200,000-\$484,350		\$484,351 & up		Total		Total	
	Docs	Amount	Docs	Amount	Docs	Amount	Docs	Amount	Docs	%	Docs	Amount
AMERICAN MTG SERVICE	0	0	38	5,933,911	34	10,445,966	2	1,094,065	74	1.7	17,473,942	1.7
BAXTER CREDIT UNION	10	363,000	18	2,691,410	14	4,124,823	0	0	42	1	7,179,233	0.7
BEDFORD FSB	5	162,125	5	673,911	14	3,595,520	1	1,334,000	25	0.6	5,765,556	0.6
BANK OF AMERICA	0	0	5	712,861	4	1,381,491	3	2,190,600	12	0.3	4,284,952	0.4
CRANE FEDERAL CREDIT UNION	14	485,800	11	1,206,500	1	253,600	0	0	26	0.6	1,945,900	0.2
FARM CREDIT MID AMERICA	5	241,022	4	477,259	3	871,835	2	1,324,000	14	0.3	2,914,116	0.3
FIRST FINANCIAL BANK	27	734,282	30	3,981,597	16	4,785,524	10	10,359,200	83	1.9	19,860,603	1.9
FREEDOM HOME MORTGAGE	0	0	20	2,989,259	13	3,763,162	0	0	33	0.8	6,752,421	0.7
FARMERS AND MECHANICS	5	159,739	2	193,400	0	0	0	0	7	0.2	353,139	0
FIFTH THIRD BANK	39	1,415,520	48	6,323,879	35	10,382,255	0	0	122	2.8	18,121,654	1.8
FIFTH THIRD MORTGAGE	0	0	0	0	0	0	0	0	0	0	0	0
FAIR WAY LENDING (GALLERY MTG)	2	120,000	42	6,276,946	34	9,308,780	0	0	78	1.8	15,705,726	1.5
GERMAN AMERICAN BANCORP	35	1,380,364	100	13,540,776	81	24,966,079	17	16,902,785	233	5.3	56,790,004	5.5
HOOSIER HILLS CREDIT UNION	8	308,520	20	2,846,920	9	2,359,030	4	2,276,030	41	0.9	7,790,500	0.8
HALLMARK HOME MTG	0	0	6	916,177	16	5,196,069	0	0	22	0.5	6,112,246	0.6
INDIANA UNIVERSITY CREDIT UNION	308	11,708,838	293	38,970,537	201	57,468,776	30	50,885,249	832	19	159,033,400	15.5
JACKSON COUNTY BANK	5	126,000	20	2,608,136	19	5,415,609	9	10,440,309	53	1.2	18,590,054	1.8
JPMORGAN CHASE BANK	33	1,530,500	58	7,346,547	36	10,139,207	0	0	127	2.9	19,016,254	1.9
LOANDEPOTCOM	1	63,000	13	1,820,758	8	2,132,317	0	0	22	0.5	4,016,075	0.4
MORTGAGE MASTERS	1	70,000	32	5,032,570	27	7,506,564	1	603,500	61	1.4	13,212,634	1.3
MUTUALBANK	18	711,448	22	3,033,093	10	2,676,100	1	507,000	51	1.2	6,927,641	0.7
OWEN COUNTY STATE BANK	20	904,239	30	4,618,649	24	7,374,240	15	12,478,603	89	2	25,375,731	2.5
OLD NATIONAL BANK	79	3,072,151	126	16,280,794	67	21,487,692	25	27,521,305	297	6.8	68,361,942	6.7
PRIMELENDING	2	123,664	29	4,194,463	17	4,718,214	0	0	48	1.1	9,036,341	0.9
PEOPLES STATE BANK	92	3,952,889	96	12,642,469	77	21,413,624	9	6,240,900	274	6.3	44,249,882	4.3
REGIONS BANK	13	435,578	7	831,000	5	1,448,000	0	0	25	0.6	2,714,578	0.3
REGIONS MORTGAGE	0	0	13	1,875,404	3	931,898	0	0	16	0.4	2,807,302	0.3
RUOFF MORTGAGE	15	950,635	298	43,294,273	244	70,325,046	7	4,546,202	564	12.9	119,116,156	11.6
UNITED STATES OF AMERICA	4	55,537	0	0	1	212,500	0	0	5	0.1	268,037	0
UNION SAVINGS BANK	0	0	43	5,920,889	13	3,717,355	0	0	56	1.3	9,638,244	0.9
WELLS FARGO BANK	4	176,500	14	1,961,625	7	2,070,333	2	1,247,500	27	0.6	5,455,958	0.5
All Others	143	4,855,319	492	68,752,391	310	86,030,197	71	185,478,652	1016	23.2	345,116,559	33.7
=====	=====	=====	=====	=====	=====	=====	=====	=====	=====	=====	=====	=====
TOTALS	888	34,106,670	1935	267,948,404	1343	386,501,806	209	335,429,900	4375	100	1,023,986,780	100