



---

*People who care. Service you trust.*

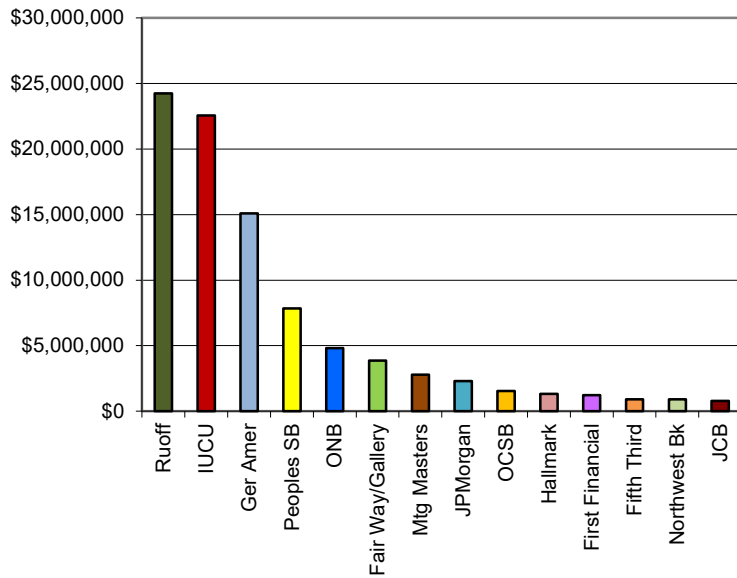
*Happy  
Holidays*

**From the entire John Bethell Title family!**



People who care. Service you trust.

**Dollars - November 2020**



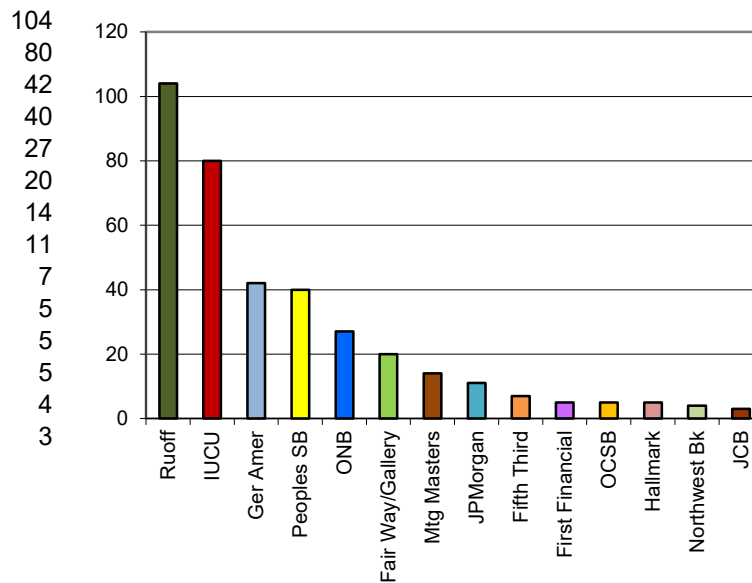
Residential and commercial property mortgages filed in Monroe County during November 2020.

Ruoff	24,231,139
IUCU	22,562,629
Ger Amer	15,086,203
Peoples SB	7,847,468
ONB	4,812,209
Fair Way/Gallery	3,862,592
Mtg Masters	2,787,018
JPMorgan	2,297,943
OCSB	1,536,001
Hallmark	1,315,150
First Financial	1,225,800
Fifth Third	918,239
Northwest Bk	916,800
JCB	786,100

Note- Charts & report do not include re-recordings, modifications, or those recorded without a property description.

**Transactions November 2020**

- Ruoff
- IUCU
- Ger Amer
- Peoples SB
- ONB
- Fair Way/Gallery
- Mtg Masters
- JPMorgan
- Fifth Third
- First Financial
- OCSB
- Hallmark
- Northwest Bk
- JCB





People who care. Service you trust.

Mortgage Report covering all mortgages on Monre County property, both residential and commercial, filed with the Monroe County Recorder during the month of November 2020.

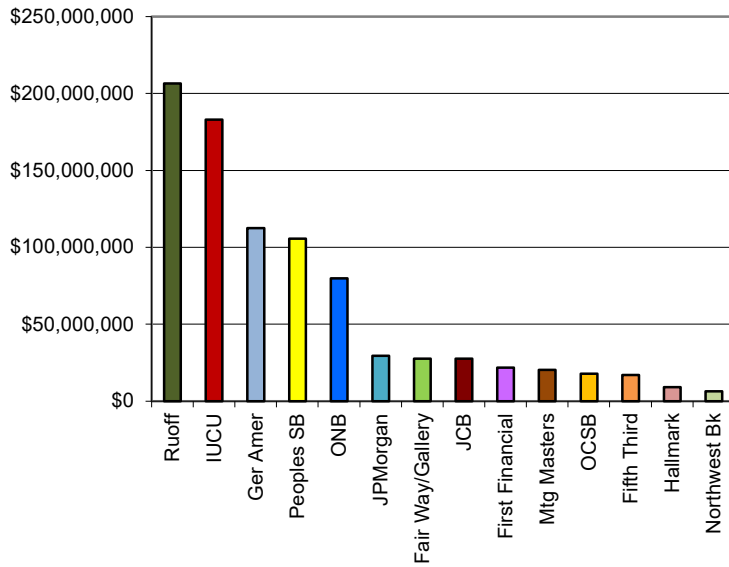
Lender	\$0 to \$49,999		\$50,000 to \$199,999		\$200,000-\$499,999		\$500,000 & up		Total			
	Docs	Amount	Docs	Amount	Docs	Amount	Docs	Amount	Docs	%	Amount	%
AMERICAN MTG SERVICE	0	0	5	744,881	9	2,764,616	1	510,400	15	2.6	4,019,897	2.8
BAXTER CREDIT UNION	0	0	1	187,500	2	679,445	0	0	3	0.5	866,945	0.6
BEDFORD FSB	0	0	0	0	2	777,000	1	500,000	3	0.5	1,277,000	0.9
BANK OF AMERICA	0	0	0	0	0	0	1	650,000	1	0.2	650,000	0.5
CRANE FEDERAL CREDIT UNION	0	0	3	385,600	0	0	0	0	3	0.5	385,600	0.3
FARM CREDIT MID AMERICA	0	0	1	146,250	0	0	0	0	1	0.2	146,250	0.1
FIRST FINANCIAL BANK	0	0	3	279,500	1	276,300	1	670,000	5	0.9	1,225,800	0.9
FREEDOM HOME MORTGAGE	0	0	6	776,595	4	1,269,203	0	0	10	1.8	2,045,798	1.4
FARMERS AND MECHANICS	0	0	1	80,000	3	1,046,000	0	0	4	0.7	1,126,000	0.8
FIFTH THIRD BANK	0	0	5	402,239	2	516,000	0	0	7	1.2	918,239	0.6
FAIR WAY LENDING (GALLERY MTG)	0	0	10	1,161,720	10	2,700,872	0	0	20	3.5	3,862,592	2.7
GERMAN AMERICAN BANCORP	6	157,500	16	1,902,694	14	4,151,909	6	8,874,100	42	7.4	15,086,203	10.6
HOOSIER HILLS CREDIT UNION	0	0	1	189,000	1	280,000	0	0	2	0.4	469,000	0.3
HALLMARK HOME MTG	0	0	2	267,500	2	537,250	1	510,400	5	0.9	1,315,150	0.9
INDIANA UNIVERSITY CREDIT UNION	20	605,425	33	3,828,822	19	5,915,450	8	12,212,932	80	14	22,562,629	15.8
JACKSON COUNTY BANK	0	0	1	132,900	2	653,200	0	0	3	0.5	786,100	0.6
JPMORGAN CHASE BANK	0	0	8	973,993	2	574,950	1	749,000	11	1.9	2,297,943	1.6
LOANDEPOTCOM	0	0	0	0	1	369,000	0	0	1	0.2	369,000	0.3
MORTGAGE MASTERS	0	0	8	1,148,893	6	1,638,125	0	0	14	2.5	2,787,018	2
MUTUALBANK	0	0	0	0	0	0	0	0	0	0	0	0
NORTHWEST BANK	0	0	2	376,000	2	540,800	0	0	4	0.7	916,800	0.6
OWEN COUNTY STATE BANK	1	17,000	2	235,001	1	351,000	1	933,000	5	0.9	1,536,001	1.1
OLD NATIONAL BANK	2	74,650	16	1,689,332	8	2,283,475	1	764,752	27	4.7	4,812,209	3.4
PRIMELENDING	0	0	1	158,000	2	516,750	0	0	3	0.5	674,750	0.5
PEOPLES STATE BANK	2	61,250	22	2,835,675	16	4,950,543	0	0	40	7	7,847,468	5.5
QUICKEN LOANS	0	0	19	2,649,189	10	2,729,902	0	0	29	5.1	5,379,091	3.8
REGIONS BANK	0	0	0	0	0	0	0	0	0	0	0	0
REGIONS MORTGAGE	0	0	3	386,500	2	622,050	1	570,000	6	1.1	1,578,550	1.1
RUOFF MORTGAGE	0	0	50	7,287,133	51	15,333,149	3	1,610,857	104	18.2	24,231,139	17
UNITED STATES OF AMERICA	0	0	0	0	0	0	0	0	0	0	0	0
UNION SAVINGS BANK	0	0	2	229,000	1	284,000	1	510,400	4	0.7	1,023,400	0.7
WELLS FARGO BANK	0	0	1	87,000	1	465,600	0	0	2	0.4	552,600	0.4
All Others	14	171,890	55	8,015,854	43	12,873,527	5	10,543,900	117	20.5	31,605,171	22.2
=====	=====	=====	=====	=====	=====	=====	=====	=====	=====	=====	=====	=====
TOTALS	45	1,087,715	277	36,556,771	217	65,100,116	32	39,609,741	571	100	142,354,343	100



People who care. Service you trust.

Residential and commercial property mortgages filed in Monroe County during 2020.

**Dollars - Year-to-Date through November 2020**

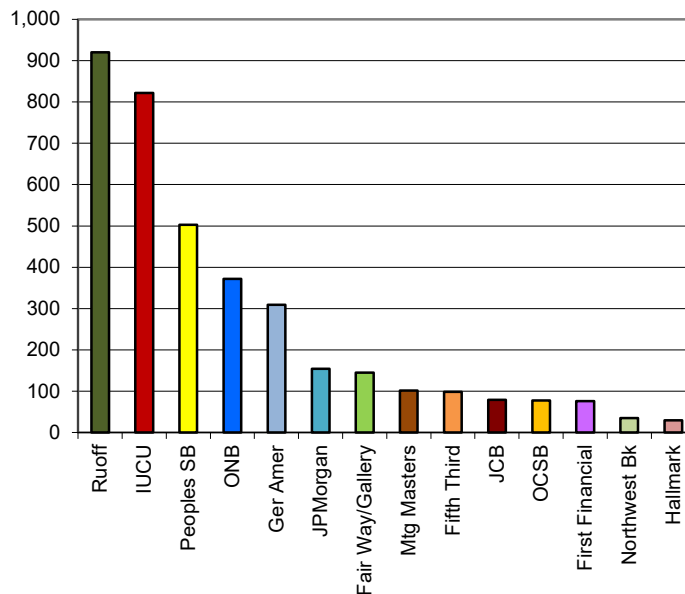


Ruoff	206,551,236
IUCU	183,045,755
Ger Amer	112,600,686
Peoples SB	105,560,464
ONB	79,871,206
JPMorgan	29,540,163
Fair Way/Gallery	27,658,906
JCB	27,536,599
First Financial	21,795,136
Mtg Masters	20,365,460
OCSB	17,805,979
Fifth Third	16,890,368
Hallmark	9,170,698
Northwest Bk	6,276,302

Note- Charts & report do not include re-recordings, modifications, or those recorded without a property description. Northwest Bk includes MutualBank.

**Transactions - Year-to-Date through November 2020**

Ruoff	920
IUCU	822
Peoples SB	503
ONB	372
Ger Amer	309
JPMorgan	154
Fair Way/Gallery	145
Mtg Masters	102
Fifth Third	99
JCB	79
OCSB	78
First Financial	76
Northwest Bk	35
Hallmark	30





Mortgage Report covering all mortgages on Monre County property, both residential and commercial, filed with the Monroe County Recorder during 2020.

Lender	\$0 to \$49,999		\$50,000 to \$199,999		\$200,000-\$499,999		\$500,000 & up		Total			
	Docs	Amount	Docs	Amount	Docs	Amount	Docs	Amount	Docs	%	Amount	%
AMERICAN MTG SERVICE	0	0	72	10,941,229	77	22,518,899	3	1,531,200	152	2.5	34,991,328	2.2
BAXTER CREDIT UNION	3	95,000	16	2,107,456	22	6,262,084	0	0	41	0.7	8,464,540	0.5
BEDFORD FSB	4	89,500	18	2,749,950	33	10,052,550	2	1,230,000	57	0.9	14,122,000	0.9
BANK OF AMERICA	0	0	5	722,700	8	2,800,400	1	650,000	14	0.2	4,173,100	0.3
CRANE FEDERAL CREDIT UNION	14	385,000	19	2,163,146	11	3,159,367	1	500,000	45	0.7	6,207,513	0.4
FARM CREDIT MID AMERICA	2	86,708	13	1,706,108	6	1,829,285	3	1,807,680	24	0.4	5,429,781	0.3
FIRST FINANCIAL BANK	1	0	41	5,340,787	23	6,581,303	11	9,873,046	76	1.3	21,795,136	1.4
FREEDOM HOME MORTGAGE	0	0	61	8,930,864	47	13,487,203	0	0	108	1.8	22,418,067	1.4
FARMERS AND MECHANICS	2	70,000	21	2,418,633	18	5,729,800	0	0	41	0.7	8,218,433	0.5
FIFTH THIRD BANK	10	288,181	60	6,736,503	26	7,694,238	3	2,171,446	99	1.6	16,890,368	1.1
FAIR WAY LENDING (GALLERY MTG)	0	0	84	11,788,324	61	15,870,582	0	0	145	2.4	27,658,906	1.7
GERMAN AMERICAN BANCORP	28	739,000	132	15,913,197	116	35,444,934	33	60,503,555	309	5.1	112,600,686	7.1
HOOSIER HILLS CREDIT UNION	1	0	13	1,871,833	15	4,555,900	1	510,000	30	0.5	6,937,733	0.4
HALLMARK HOME MTG	0	0	11	1,599,071	14	4,560,427	5	3,011,200	30	0.5	9,170,698	0.6
INDIANA UNIVERSITY CREDIT UNION	157	4,698,669	402	49,243,324	215	62,384,469	48	66,719,293	822	13.5	183,045,755	11.6
JACKSON COUNTY BANK	4	113,290	29	3,929,559	35	10,732,260	11	12,761,490	79	1.3	27,536,599	1.7
JPMORGAN CHASE BANK	4	121,500	96	12,722,766	50	14,056,097	4	2,639,800	154	2.5	29,540,163	1.9
LOANDEPOTCOM	0	0	10	1,496,052	13	4,068,499	0	0	23	0.4	5,564,551	0.4
MORTGAGE MASTERS	0	0	60	9,128,708	42	11,236,752	0	0	102	1.7	20,365,460	1.3
MUTUALBANK	2	69,000	9	890,500	4	964,000	0	0	15	0.2	1,923,500	0.1
NORTHWEST BANK	2	50,000	8	1,044,000	9	2,458,802	1	800,000	20	0.3	4,352,802	0.3
OWEN COUNTY STATE BANK	10	228,667	36	4,538,223	24	6,919,317	8	6,119,772	78	1.3	17,805,979	1.1
OLD NATIONAL BANK	42	1,170,643	201	23,105,081	107	30,831,111	22	24,764,371	372	6.1	79,871,206	5
PRIMELENDING	1	46,750	34	4,934,910	24	6,970,146	1	507,925	60	1	12,459,731	0.8
PEOPLES STATE BANK	43	1,245,875	270	32,816,062	168	48,586,977	22	22,911,550	503	8.3	105,560,464	6.7
QUICKEN LOANS	1	36,000	179	25,252,508	115	33,534,743	2	1,116,609	297	4.9	59,939,860	3.8
REGIONS BANK	5	136,000	6	635,779	0	0	0	0	11	0.2	771,779	0
REGIONS MORTGAGE	0	0	29	3,800,001	22	6,926,149	8	5,325,800	59	1	16,051,950	1
RUOFF MORTGAGE	0	0	448	65,126,578	455	132,686,751	17	8,737,907	920	15.1	206,551,236	13
UNITED STATES OF AMERICA	1	17,000	1	171,000	0	0	0	0	2	0	188,000	0
UNION SAVINGS BANK	0	0	77	9,728,206	31	8,319,332	3	2,149,150	111	1.8	20,196,688	1.3
WELLS FARGO BANK	0	0	19	2,587,875	10	3,011,571	2	9,551,000	31	0.5	15,150,446	1
All Others	111	1,743,057	586	81,249,310	485	138,722,181	68	256,202,116	1250	20.6	477,916,664	30.2
TOTALS	448	11,429,840	3066	407,390,243	2286	662,956,129	280	502,094,910	6080	100	1,583,871,122	100



Mortgage Report covering all mortgages on Monre County property, both residential and commercial, filed with the Monroe County Recorder during the month of November 2020.

Lender	0 to \$75,000		\$75,001 to \$199,999		\$200,000-\$510,400		\$510,401 & up		Total	Total	%	Total	%
	Docs	Amount	Docs	Amount	Docs	Amount	Docs	Amount					
AMERICAN MTG SERVICE	0	0	5	744,881	10	3,275,016	0	0	15	2.6	4,019,897	2.8	
BAXTER CREDIT UNION	0	0	1	187,500	2	679,445	0	0	3	0.5	866,945	0.6	
BEDFORD FSB	0	0	0	0	3	1,277,000	0	0	3	0.5	1,277,000	0.9	
BANK OF AMERICA	0	0	0	0	0	0	1	650,000	1	0.2	650,000	0.5	
CRANE FEDERAL CREDIT UNION	1	72,600	2	313,000	0	0	0	0	3	0.5	385,600	0.3	
FARM CREDIT MID AMERICA	0	0	1	146,250	0	0	0	0	1	0.2	146,250	0.1	
FIRST FINANCIAL BANK	0	0	3	279,500	1	276,300	1	670,000	5	0.9	1,225,800	0.9	
FREEDOM HOME MORTGAGE	0	0	6	776,595	4	1,269,203	0	0	10	1.8	2,045,798	1.4	
FARMERS AND MECHANICS	0	0	1	80,000	3	1,046,000	0	0	4	0.7	1,126,000	0.8	
FIFTH THIRD BANK	3	175,685	2	226,554	2	516,000	0	0	7	1.2	918,239	0.6	
FAIR WAY LENDING (GALLERY MTG)	3	178,300	7	983,420	10	2,700,872	0	0	20	3.5	3,862,592	2.7	
GERMAN AMERICAN BANCORP	10	417,500	12	1,642,694	15	4,662,309	5	8,363,700	42	7.4	15,086,203	10.6	
HOOSIER HILLS CREDIT UNION	0	0	1	189,000	1	280,000	0	0	2	0.4	469,000	0.3	
HALLMARK HOME MTG	0	0	2	267,500	3	1,047,650	0	0	5	0.9	1,315,150	0.9	
INDIANA UNIVERSITY CREDIT UNION	25	917,425	28	3,516,822	20	6,415,450	7	11,712,932	80	14	22,562,629	15.8	
JACKSON COUNTY BANK	0	0	1	132,900	2	653,200	0	0	3	0.5	786,100	0.6	
JPMORGAN CHASE BANK	0	0	8	973,993	2	574,950	1	749,000	11	1.9	2,297,943	1.6	
LOANDEPOTCOM	0	0	0	0	1	369,000	0	0	1	0.2	369,000	0.3	
MORTGAGE MASTERS	1	71,000	7	1,077,893	6	1,638,125	0	0	14	2.5	2,787,018	2	
MUTUALBANK	0	0	0	0	0	0	0	0	0	0	0	0	
NORTHWEST BANK	0	0	2	376,000	2	540,800	0	0	4	0.7	916,800	0.6	
OWEN COUNTY STATE BANK	1	17,000	2	235,001	1	351,000	1	933,000	5	0.9	1,536,001	1.1	
OLD NATIONAL BANK	6	303,650	12	1,460,332	8	2,283,475	1	764,752	27	4.7	4,812,209	3.4	
PRIMELENDING	0	0	1	158,000	2	516,750	0	0	3	0.5	674,750	0.5	
PEOPLES STATE BANK	3	112,250	21	2,784,675	16	4,950,543	0	0	40	7	7,847,468	5.5	
QUICKEN LOANS	2	128,000	17	2,521,189	10	2,729,902	0	0	29	5.1	5,379,091	3.8	
REGIONS BANK	0	0	0	0	0	0	0	0	0	0	0	0	
REGIONS MORTGAGE	0	0	3	386,500	2	622,050	1	570,000	6	1.1	1,578,550	1.1	
RUOFF MORTGAGE	0	0	50	7,287,133	53	16,347,549	1	596,457	104	18.2	24,231,139	17	
UNITED STATES OF AMERICA	0	0	0	0	0	0	0	0	0	0	0	0	
UNION SAVINGS BANK	0	0	2	229,000	2	794,400	0	0	4	0.7	1,023,400	0.7	
WELLS FARGO BANK	0	0	1	87,000	1	465,600	0	0	2	0.4	552,600	0.4	
All Others	17	358,890	52	7,828,854	44	13,383,927	4	10,033,500	117	20.5	31,605,171	22.2	
=====	=====	=====	=====	=====	=====	=====	=====	=====	=====	=====	=====	=====	
TOTALS	72	2,752,300	250	34,892,186	226	69,666,516	23	35,043,341	571	100	142,354,343	100	



People who care. Service you trust.

Mortgage Report covering all mortgages on Monre County property, both residential and commercial, filed with the Monroe County Recorder during 2020.

Lender	0 to \$75,000		\$75,001 to \$199,999		\$200,000-\$510,400		\$510,401 & up		Total		Total	
	Docs	Amount	Docs	Amount	Docs	Amount	Docs	Amount	Docs	%	Amount	%
AMERICAN MTG SERVICE	1	67,500	71	10,873,729	80	24,050,099	0	0	152	2.5	34,991,328	2.2
BAXTER CREDIT UNION	6	265,000	13	1,937,456	22	6,262,084	0	0	41	0.7	8,464,540	0.5
BEDFORD FSB	4	89,500	18	2,749,950	34	10,552,550	1	730,000	57	0.9	14,122,000	0.9
BANK OF AMERICA	1	50,000	4	672,700	8	2,800,400	1	650,000	14	0.2	4,173,100	0.3
CRANE FEDERAL CREDIT UNION	19	702,746	14	1,845,400	12	3,659,367	0	0	45	0.7	6,207,513	0.4
FARM CREDIT MID AMERICA	3	137,400	12	1,655,416	6	1,829,285	3	1,807,680	24	0.4	5,429,781	0.3
FIRST FINANCIAL BANK	8	398,959	34	4,941,828	26	8,101,303	8	8,353,046	76	1.3	21,795,136	1.4
FREEDOM HOME MORTGAGE	0	0	61	8,930,864	47	13,487,203	0	0	108	1.8	22,418,067	1.4
FARMERS AND MECHANICS	6	343,200	17	2,145,433	18	5,729,800	0	0	41	0.7	8,218,433	0.5
FIFTH THIRD BANK	22	1,013,466	48	6,011,218	26	7,694,238	3	2,171,446	99	1.6	16,890,368	1.1
FAIR WAY LENDING (GALLERY MTG)	4	243,300	80	11,545,024	61	15,870,582	0	0	145	2.4	27,658,906	1.7
GERMAN AMERICAN BANCORP	57	2,493,803	103	14,158,394	121	37,990,334	28	57,958,155	309	5.1	112,600,686	7.1
HOOSIER HILLS CREDIT UNION	1	0	13	1,871,833	16	5,065,900	0	0	30	0.5	6,937,733	0.4
HALLMARK HOME MTG	0	0	11	1,599,071	18	6,601,627	1	970,000	30	0.5	9,170,698	0.6
INDIANA UNIVERSITY CREDIT UNION	233	9,339,369	326	44,602,624	221	65,409,925	42	63,693,837	822	13.5	183,045,755	11.6
JACKSON COUNTY BANK	6	238,290	27	3,804,559	36	11,232,260	10	12,261,490	79	1.3	27,536,599	1.7
JPMORGAN CHASE BANK	14	724,842	86	12,119,424	50	14,056,097	4	2,639,800	154	2.5	29,540,163	1.9
LOANDEPOTCOM	0	0	10	1,496,052	13	4,068,499	0	0	23	0.4	5,564,551	0.4
MORTGAGE MASTERS	2	128,500	58	9,000,208	42	11,236,752	0	0	102	1.7	20,365,460	1.3
MUTUALBANK	5	255,750	6	703,750	4	964,000	0	0	15	0.2	1,923,500	0.1
NORTHWEST BANK	4	175,000	6	919,000	9	2,458,802	1	800,000	20	0.3	4,352,802	0.3
OWEN COUNTY STATE BANK	15	571,751	31	4,195,139	25	7,423,317	7	5,615,772	78	1.3	17,805,979	1.1
OLD NATIONAL BANK	86	3,842,491	157	20,433,233	109	31,841,111	20	23,754,371	372	6.1	79,871,206	5
PRIMELENDING	2	119,750	33	4,861,910	25	7,478,071	0	0	60	1	12,459,731	0.8
PEOPLES STATE BANK	79	3,448,787	234	30,613,150	175	52,147,477	15	19,351,050	503	8.3	105,560,464	6.7
QUICKEN LOANS	6	359,707	174	24,928,801	116	34,038,743	1	612,609	297	4.9	59,939,860	3.8
REGIONS BANK	7	242,195	4	529,584	0	0	0	0	11	0.2	771,779	0
REGIONS MORTGAGE	2	121,350	27	3,678,651	22	6,926,149	8	5,325,800	59	1	16,051,950	1
RUOFF MORTGAGE	15	941,185	433	64,185,393	470	140,314,351	2	1,110,307	920	15.1	206,551,236	13
UNITED STATES OF AMERICA	1	17,000	1	171,000	0	0	0	0	2	0	188,000	0
UNION SAVINGS BANK	7	450,900	70	9,277,306	32	8,829,732	2	1,638,750	111	1.8	20,196,688	1.3
WELLS FARGO BANK	1	50,000	18	2,537,875	10	3,011,571	2	9,551,000	31	0.5	15,150,446	1
All Others	149	4,129,653	548	78,862,714	499	145,838,491	54	249,085,806	1250	20.6	477,916,664	30.2
=====	=====	=====	=====	=====	=====	=====	=====	=====	=====	=====	=====	=====
TOTALS	766	30,961,394	2748	387,858,689	2353	696,970,120	213	468,080,919	6080	100	1,583,871,122	100