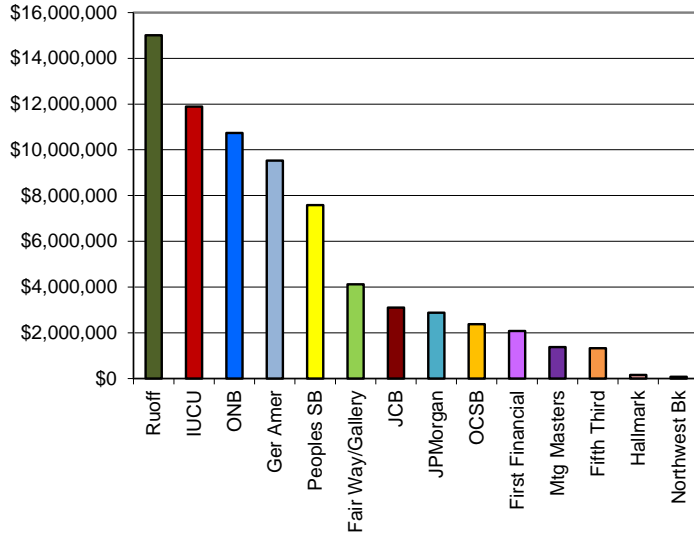


Dollars - April 2021

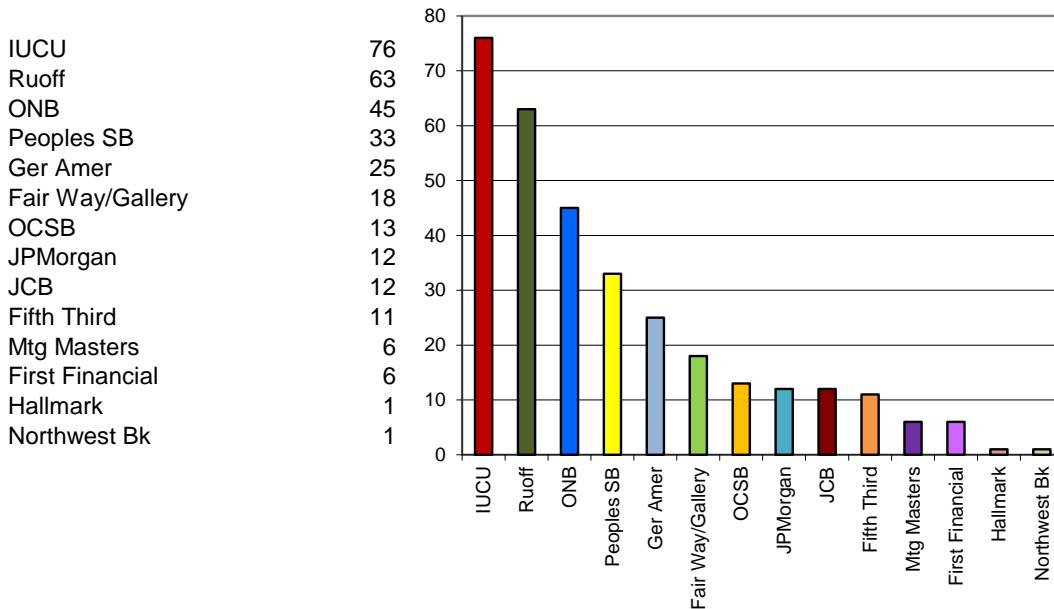


Residential and commercial property mortgages filed in Monroe County during April 2021.

Ruoff	15,008,840
IUCU	11,890,375
ONB	10,737,302
Ger Amer	9,529,140
Peoples SB	7,583,270
Fair Way/Gallery	4,120,523
JCB	3,102,300
JPMorgan	2,878,954
OCSB	2,377,075
First Financial	2,079,500
Mtg Masters	1,375,827
Fifth Third	1,326,509
Hallmark	158,250
Northwest Bk	78,000

Note- Charts & report do not include re-recordings, modifications, or those recorded without a property description.

Transactions April 2021





People who care. Service you trust.

Mortgage Report covering all mortgages on Monroe County property, both residential and commercial, filed with the Monroe County Recorder during the month of April 2021.

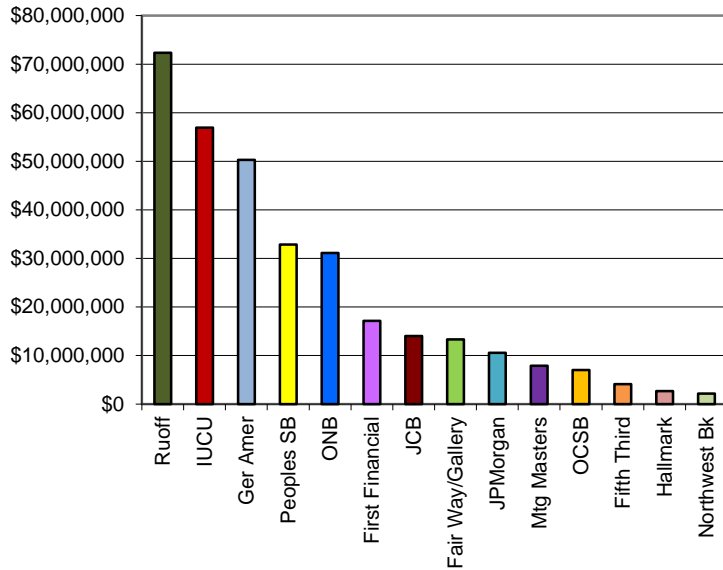
Lender	0 to \$49,999		\$50,000 to \$199,999		\$200,000-\$499,999		\$500,000 & up		Total		Total	
	Docs	Amount	Docs	Amount	Docs	Amount	Docs	Amount	Docs	%	Amount	%
AMERICAN MTG SERVICE	0	0	9	1,282,750	16	4,995,794	1	512,550	26	4.2	6,791,094	4.5
BAXTER CREDIT UNION	0	0	2	296,500	1	270,630	1	579,500	4	0.7	1,146,630	0.8
BEDFORD FSB	0	0	1	166,500	3	1,006,000	0	0	4	0.7	1,172,500	0.8
BANK OF AMERICA	0	0	1	195,300	0	0	0	0	1	0.2	195,300	0.1
CRANE FEDERAL CREDIT UNION	0	0	3	431,000	1	300,000	0	0	4	0.7	731,000	0.5
FARM CREDIT MID AMERICA	0	0	1	122,511	3	1,119,795	0	0	4	0.7	1,242,306	0.8
FIRST FINANCIAL BANK	0	0	1	132,500	4	1,440,500	1	506,500	6	1	2,079,500	1.4
FREEDOM HOME MORTGAGE	0	0	17	2,412,161	5	1,572,145	1	508,710	23	3.8	4,493,016	2.9
FARMERS AND MECHANICS	0	0	2	220,000	2	515,379	1	780,000	5	0.8	1,515,379	1
FIFTH THIRD BANK	4	132,274	5	538,575	2	655,660	0	0	11	1.8	1,326,509	0.9
FAIR WAY LENDING (GALLERY MTG)	0	0	7	1,067,540	11	3,052,983	0	0	18	2.9	4,120,523	2.7
GERMAN AMERICAN BANCORP	3	31,000	8	946,250	9	3,068,750	5	5,483,140	25	4.1	9,529,140	6.3
HOOSIER HILLS CREDIT UNION	0	0	0	0	1	280,000	0	0	1	0.2	280,000	0.2
HALLMARK HOME MTG	0	0	1	158,250	0	0	0	0	1	0.2	158,250	0.1
INDIANA UNIVERSITY CREDIT UNION	13	360,400	41	5,364,630	21	5,566,940	1	598,405	76	12.4	11,890,375	7.8
JACKSON COUNTY BANK	2	55,000	6	782,500	2	824,000	2	1,440,800	12	2	3,102,300	2
JPMORGAN CHASE BANK	0	0	4	547,600	8	2,331,354	0	0	12	2	2,878,954	1.9
LOANDEPOTCOM	0	0	1	143,000	1	297,500	0	0	2	0.3	440,500	0.3
MORTGAGE MASTERS	0	0	3	389,000	2	438,577	1	548,250	6	1	1,375,827	0.9
NORTHWEST BANK	0	0	1	78,000	0	0	0	0	1	0.2	78,000	0.1
OWEN COUNTY STATE BANK	3	88,000	6	824,075	3	965,000	1	500,000	13	2.1	2,377,075	1.6
OLD NATIONAL BANK	0	0	22	2,428,937	19	5,492,515	4	2,815,850	45	7.4	10,737,302	7
PRIMELENDING	0	0	4	681,987	2	620,000	0	0	6	1	1,301,987	0.9
PEOPLES STATE BANK	2	70,000	15	1,785,100	13	3,987,470	3	1,740,700	33	5.4	7,583,270	5
QUICKEN LOANS	0	0	19	2,852,765	13	3,430,727	0	0	32	5.2	6,283,492	4.1
REGIONS BANK	1	11,470	0	0	0	0	0	0	1	0.2	11,470	0
REGIONS MORTGAGE	0	0	1	164,500	0	0	0	0	1	0.2	164,500	0.1
RUOFF MORTGAGE	0	0	25	3,688,722	35	9,732,808	3	1,587,310	63	10.3	15,008,840	9.9
UNITED STATES OF AMERICA	0	0	0	0	0	0	0	0	0	0	0	0
UNION SAVINGS BANK	1	42,000	6	785,859	1	313,800	0	0	8	1.3	1,141,659	0.7
WELLS FARGO BANK	0	0	4	536,785	1	216,000	0	0	5	0.8	752,785	0.5
All Others	20	335,381	69	8,992,991	67	19,291,813	7	23,837,352	163	26.6	52,457,537	34.4
TOTALS	49	1,125,525	285	38,016,288	246	71,786,140	32	41,439,067	612	100	152,367,020	100



People who care. Service you trust.

Residential and commercial property mortgages filed in Monroe County during 2021.

Dollars - Year-to-Date through April 2021

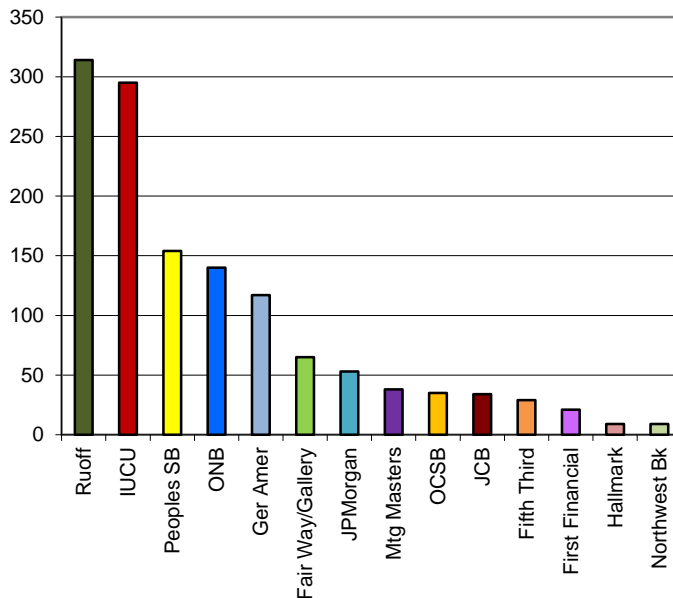


Ruoff	72,339,622
IUCU	56,921,884
Ger Amer	50,288,938
Peoples SB	32,854,306
ONB	31,117,912
First Financial	17,141,056
JCB	14,018,873
Fair Way/Gallery	13,324,872
JPMorgan	10,564,293
Mtg Masters	7,898,192
OCSB	7,020,021
Fifth Third	4,112,509
Hallmark	2,680,190
Northwest Bk	2,169,100

Note- Charts & report do not include re-recordings, modifications, or those recorded without a property description.

Transactions - Year-to-Date through April 2021

Ruoff	314
IUCU	295
Peoples SB	154
ONB	140
Ger Amer	117
Fair Way/Gallery	65
JPMorgan	53
Mtg Masters	38
OCSB	35
JCB	34
Fifth Third	29
First Financial	21
Hallmark	9
Northwest Bk	9





People who care. Service you trust.

Mortgage Report covering all mortgages on Monroe County property, both residential and commercial, filed with the Monroe County Recorder during 2021.

Lender	0 to \$49,999		\$50,000 to \$199,999		\$200,000-\$499,999		\$500,000 & up		Total		Total	
	Docs	Amount	Docs	Amount	Docs	Amount	Docs	Amount	Docs	%	Amount	%
AMERICAN MTG SERVICE	0	0	24	3,500,209	30	9,513,094	3	1,574,830	57	2.5	14,588,133	2.5
BAXTER CREDIT UNION	0	0	4	546,200	4	1,181,550	2	1,279,500	10	0.4	3,007,250	0.5
BEDFORD FSB	1	15,000	1	166,500	10	2,954,500	2	1,116,000	14	0.6	4,252,000	0.7
BANK OF AMERICA	1	0	3	485,300	2	639,800	1	972,800	7	0.3	2,097,900	0.4
CRANE FEDERAL CREDIT UNION	0	0	7	829,250	3	1,096,950	1	1,284,042	11	0.5	3,210,242	0.5
FARM CREDIT MID AMERICA	1	0	7	741,111	7	2,280,503	0	0	15	0.7	3,021,614	0.5
FIRST FINANCIAL BANK	1	28,000	9	1,221,154	8	2,524,000	3	13,367,902	21	0.9	17,141,056	2.9
FREEDOM HOME MORTGAGE	0	0	43	6,149,878	27	7,768,418	1	508,710	71	3.1	14,427,006	2.4
FARMERS AND MECHANICS	0	0	8	1,006,250	5	1,359,779	2	1,280,000	15	0.7	3,646,029	0.6
FIFTH THIRD BANK	8	165,974	12	1,352,425	9	2,594,110	0	0	29	1.3	4,112,509	0.7
FAIR WAY LENDING (GALLERY MTG)	0	0	33	4,825,704	32	8,499,168	0	0	65	2.8	13,324,872	2.3
GERMAN AMERICAN BANCORP	14	398,500	52	6,457,413	34	10,338,429	17	33,094,596	117	5.1	50,288,938	8.5
HOOSIER HILLS CREDIT UNION	1	32,000	1	75,000	4	1,172,000	1	520,000	7	0.3	1,799,000	0.3
HALLMARK HOME MTG	0	0	3	531,250	4	1,092,198	2	1,056,742	9	0.4	2,680,190	0.5
INDIANA UNIVERSITY CREDIT UNION	48	1,449,770	146	17,948,678	87	24,313,321	14	13,210,115	295	12.8	56,921,884	9.6
JACKSON COUNTY BANK	4	77,900	15	1,913,200	9	2,629,735	6	9,398,038	34	1.5	14,018,873	2.4
JPMORGAN CHASE BANK	2	94,161	28	3,405,893	22	6,524,239	1	540,000	53	2.3	10,564,293	1.8
LOANDEPOTCOM	0	0	9	1,421,783	12	3,835,428	0	0	21	0.9	5,257,211	0.9
MORTGAGE MASTERS	0	0	24	3,593,285	13	3,756,657	1	548,250	38	1.7	7,898,192	1.3
NORTHWEST BANK	1	0	2	153,000	6	2,016,100	0	0	9	0.4	2,169,100	0.4
OWEN COUNTY STATE BANK	3	88,000	16	2,081,476	15	4,350,545	1	500,000	35	1.5	7,020,021	1.2
OLD NATIONAL BANK	9	261,768	76	8,776,112	43	13,022,210	12	9,057,822	140	6.1	31,117,912	5.3
PRIMELENDING	0	0	10	1,610,767	8	2,331,200	0	0	18	0.8	3,941,967	0.7
PEOPLES STATE BANK	7	253,925	73	9,014,111	67	19,696,320	7	3,889,950	154	6.7	32,854,306	5.6
QUICKEN LOANS	0	0	74	10,446,716	55	15,315,871	1	537,600	130	5.6	26,300,187	4.4
REGIONS BANK	4	67,938	1	149,881	1	249,000	0	0	6	0.3	466,819	0.1
REGIONS MORTGAGE	0	0	9	1,175,082	3	930,700	0	0	12	0.5	2,105,782	0.4
RUOFF MORTGAGE	1	47,000	148	21,469,378	160	48,150,684	5	2,672,560	314	13.6	72,339,622	12.2
UNITED STATES OF AMERICA	0	0	0	0	3	706,500	0	0	3	0.1	706,500	0.1
UNION SAVINGS BANK	3	125,000	24	3,287,809	10	2,830,250	0	0	37	1.6	6,243,059	1.1
WELLS FARGO BANK	0	0	7	887,685	7	1,856,100	1	720,000	15	0.7	3,463,785	0.6
All Others	51	738,527	239	32,331,480	225	64,176,831	24	72,983,917	539	23.4	170,230,755	28.8
TOTALS	160	3,843,463	1108	147,553,980	925	269,706,190	108	170,113,374	2301	100	591,217,007	100



People who care. Service you trust.

Mortgage Report covering all mortgages on Monre County property, both residential and commercial, filed with the Monroe County Recorder during the month of April 2021.

Lender	0 to \$75,000		\$75,001 to \$199,999		\$200,000-\$548,250		\$548,251 & up		Total		Total	
	Docs	Amount	Docs	Amount	Docs	Amount	Docs	Amount	Docs	%	Amount	%
AMERICAN MTG SERVICE	0	0	9	1,282,750	17	5,508,344	0	0	26	4.2	6,791,094	4.5
BAXTER CREDIT UNION	0	0	2	296,500	1	270,630	1	579,500	4	0.7	1,146,630	0.8
BEDFORD FSB	0	0	1	166,500	3	1,006,000	0	0	4	0.7	1,172,500	0.8
BANK OF AMERICA	0	0	1	195,300	0	0	0	0	1	0.2	195,300	0.1
CRANE FEDERAL CREDIT UNION	0	0	3	431,000	1	300,000	0	0	4	0.7	731,000	0.5
FARM CREDIT MID AMERICA	0	0	1	122,511	3	1,119,795	0	0	4	0.7	1,242,306	0.8
FIRST FINANCIAL BANK	0	0	1	132,500	5	1,947,000	0	0	6	1	2,079,500	1.4
FREEDOM HOME MORTGAGE	0	0	17	2,412,161	6	2,080,855	0	0	23	3.8	4,493,016	2.9
FARMERS AND MECHANICS	0	0	2	220,000	2	515,379	1	780,000	5	0.8	1,515,379	1
FIFTH THIRD BANK	5	204,274	4	466,575	2	655,660	0	0	11	1.8	1,326,509	0.9
FAIR WAY LENDING (GALLERY MTG)	0	0	7	1,067,540	11	3,052,983	0	0	18	2.9	4,120,523	2.7
GERMAN AMERICAN BANCORP	5	181,000	6	796,250	11	4,165,200	3	4,386,690	25	4.1	9,529,140	6.3
HOOSIER HILLS CREDIT UNION	0	0	0	0	1	280,000	0	0	1	0.2	280,000	0.2
HALLMARK HOME MTG	0	0	1	158,250	0	0	0	0	1	0.2	158,250	0.1
INDIANA UNIVERSITY CREDIT UNION	18	646,095	36	5,078,935	21	5,566,940	1	598,405	76	12.4	11,890,375	7.8
JACKSON COUNTY BANK	3	107,000	5	730,500	2	824,000	2	1,440,800	12	2	3,102,300	2
JPMORGAN CHASE BANK	0	0	4	547,600	8	2,331,354	0	0	12	2	2,878,954	1.9
LOANDEPOTCOM	0	0	1	143,000	1	297,500	0	0	2	0.3	440,500	0.3
MORTGAGE MASTERS	0	0	3	389,000	3	986,827	0	0	6	1	1,375,827	0.9
NORTHWEST BANK	0	0	1	78,000	0	0	0	0	1	0.2	78,000	0.1
OWEN COUNTY STATE BANK	3	88,000	6	824,075	4	1,465,000	0	0	13	2.1	2,377,075	1.6
OLD NATIONAL BANK	4	242,536	18	2,186,401	20	6,008,365	3	2,300,000	45	7.4	10,737,302	7
PRIMELENDING	0	0	4	681,987	2	620,000	0	0	6	1	1,301,987	0.9
PEOPLES STATE BANK	4	191,000	13	1,664,100	14	4,517,470	2	1,210,700	33	5.4	7,583,270	5
QUICKEN LOANS	0	0	19	2,852,765	13	3,430,727	0	0	32	5.2	6,283,492	4.1
REGIONS BANK	1	11,470	0	0	0	0	0	0	1	0.2	11,470	0
REGIONS MORTGAGE	0	0	1	164,500	0	0	0	0	1	0.2	164,500	0.1
RUOFF MORTGAGE	2	123,000	23	3,565,722	38	11,320,118	0	0	63	10.3	15,008,840	9.9
UNITED STATES OF AMERICA	0	0	0	0	0	0	0	0	0	0	0	0
UNION SAVINGS BANK	2	114,550	5	713,309	1	313,800	0	0	8	1.3	1,141,659	0.7
WELLS FARGO BANK	0	0	4	536,785	1	216,000	0	0	5	0.8	752,785	0.5
All Others	26	733,949	63	8,594,423	71	21,356,665	3	21,772,500	163	26.6	52,457,537	34.4
TOTALS	73	2,642,874	261	36,498,939	262	80,156,612	16	33,068,595	612	100	152,367,020	100



People who care. Service you trust.

Mortgage Report covering all mortgages on Monre County property, both residential and commercial, filed with the Monroe County Recorder during 2021.

Lender	0 to \$75,000		\$75,001 to \$199,999		\$200,000-\$548,250		\$548,251 & up		Total		Total	
	Docs	Amount	Docs	Amount	Docs	Amount	Docs	Amount	Docs	%	Amount	%
AMERICAN MTG SERVICE	0	0	24	3,500,209	33	11,087,924	0	0	57	2.5	14,588,133	2.5
BAXTER CREDIT UNION	0	0	4	546,200	4	1,181,550	2	1,279,500	10	0.4	3,007,250	0.5
BEDFORD FSB	1	15,000	1	166,500	11	3,460,500	1	610,000	14	0.6	4,252,000	0.7
BANK OF AMERICA	1	0	3	485,300	2	639,800	1	972,800	7	0.3	2,097,900	0.4
CRANE FEDERAL CREDIT UNION	1	60,000	6	769,250	3	1,096,950	1	1,284,042	11	0.5	3,210,242	0.5
FARM CREDIT MID AMERICA	4	180,255	4	560,856	7	2,280,503	0	0	15	0.7	3,021,614	0.5
FIRST FINANCIAL BANK	2	94,000	8	1,155,154	9	3,030,500	2	12,861,402	21	0.9	17,141,056	2.9
FREEDOM HOME MORTGAGE	0	0	43	6,149,878	28	8,277,128	0	0	71	3.1	14,427,006	2.4
FARMERS AND MECHANICS	0	0	8	1,006,250	6	1,859,779	1	780,000	15	0.7	3,646,029	0.6
FIFTH THIRD BANK	9	237,974	11	1,280,425	9	2,594,110	0	0	29	1.3	4,112,509	0.7
FAIR WAY LENDING (GALLERY MTG)	1	72,653	32	4,753,051	32	8,499,168	0	0	65	2.8	13,324,872	2.3
GERMAN AMERICAN BANCORP	26	1,142,300	40	5,713,613	38	12,453,529	13	30,979,496	117	5.1	50,288,938	8.5
HOOSIER HILLS CREDIT UNION	2	107,000	0	0	5	1,692,000	0	0	7	0.3	1,799,000	0.3
HALLMARK HOME MTG	0	0	3	531,250	6	2,148,940	0	0	9	0.4	2,680,190	0.5
INDIANA UNIVERSITY CREDIT UNION	78	3,236,209	116	16,162,239	91	26,364,321	10	11,159,115	295	12.8	56,921,884	9.6
JACKSON COUNTY BANK	6	202,900	13	1,788,200	10	3,140,135	5	8,887,638	34	1.5	14,018,873	2.4
JPMORGAN CHASE BANK	4	231,061	26	3,268,993	23	7,064,239	0	0	53	2.3	10,564,293	1.8
LOANDEPOTCOM	0	0	9	1,421,783	12	3,835,428	0	0	21	0.9	5,257,211	0.9
MORTGAGE MASTERS	1	61,000	23	3,532,285	14	4,304,907	0	0	38	1.7	7,898,192	1.3
NORTHWEST BANK	2	75,000	1	78,000	6	2,016,100	0	0	9	0.4	2,169,100	0.4
OWEN COUNTY STATE BANK	5	232,300	14	1,937,176	16	4,850,545	0	0	35	1.5	7,020,021	1.2
OLD NATIONAL BANK	22	1,041,730	63	7,996,150	44	13,538,060	11	8,541,972	140	6.1	31,117,912	5.3
PRIMELENDING	0	0	10	1,610,767	8	2,331,200	0	0	18	0.8	3,941,967	0.7
PEOPLES STATE BANK	17	848,025	63	8,420,011	71	21,795,570	3	1,790,700	154	6.7	32,854,306	5.6
QUICKEN LOANS	4	288,700	70	10,158,016	56	15,853,471	0	0	130	5.6	26,300,187	4.4
REGIONS BANK	4	67,938	1	149,881	1	249,000	0	0	6	0.3	466,819	0.1
REGIONS MORTGAGE	1	60,000	8	1,115,082	3	930,700	0	0	12	0.5	2,105,782	0.4
RUOFF MORTGAGE	7	428,800	142	21,087,578	165	50,823,244	0	0	314	13.6	72,339,622	12.2
UNITED STATES OF AMERICA	0	0	0	0	3	706,500	0	0	3	0.1	706,500	0.1
UNION SAVINGS BANK	4	197,550	23	3,215,259	10	2,830,250	0	0	37	1.6	6,243,059	1.1
WELLS FARGO BANK	0	0	7	887,685	7	1,856,100	1	720,000	15	0.7	3,463,785	0.6
All Others	66	1,669,476	224	31,400,531	231	67,297,933	18	69,862,815	539	23.4	170,230,755	28.8
TOTALS	268	10,549,871	1000	140,847,572	964	290,090,084	69	149,729,480	2301	100	591,217,007	100