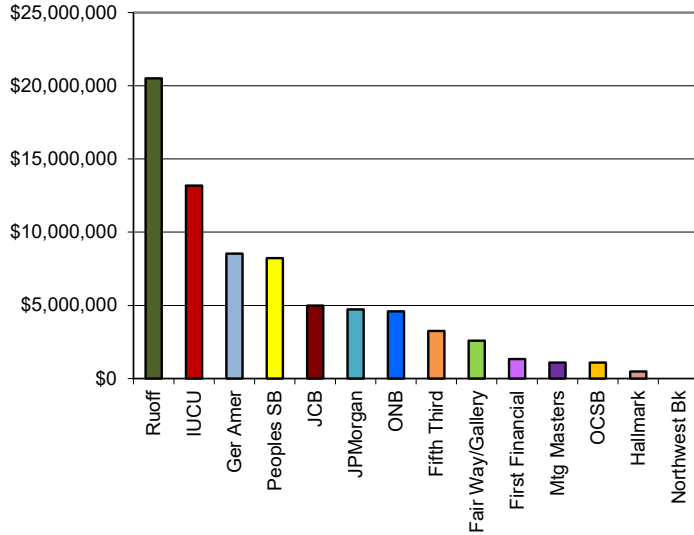




People who care. Service you trust.

Dollars - May 2021



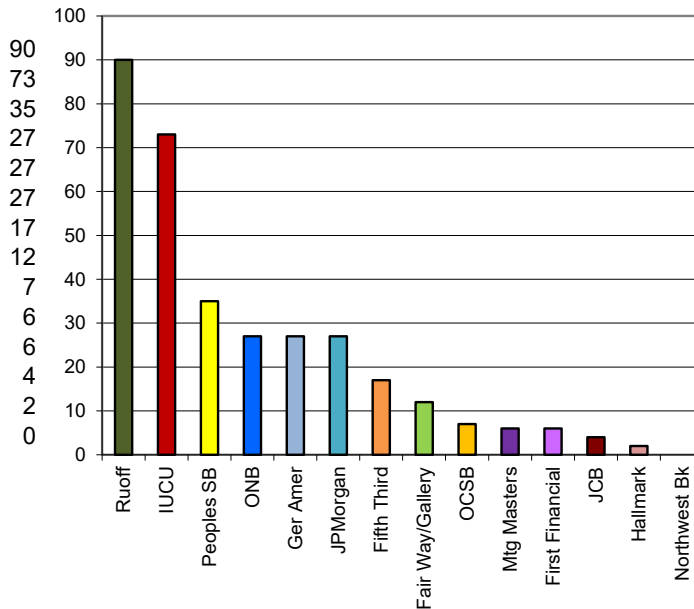
Residential and commercial property mortgages filed in Monroe County during May 2021.

Ruoff	20,507,548
IUCU	13,180,930
Ger Amer	8,534,525
Peoples SB	8,227,032
JCB	4,985,250
JPMorgan	4,722,940
ONB	4,591,915
Fifth Third	3,251,250
Fair Way/Gallery	2,588,484
First Financial	1,331,900
Mtg Masters	1,092,720
OCSB	1,091,800
Hallmark	483,080
Northwest Bk	0

Note- Charts & report do not include re-recordings, modifications, or those recorded without a property description.

Transactions May 2021

- Ruoff
- IUCU
- Peoples SB
- ONB
- Ger Amer
- JPMorgan
- Fifth Third
- Fair Way/Gallery
- OCSB
- Mtg Masters
- First Financial
- JCB
- Hallmark
- Northwest Bk





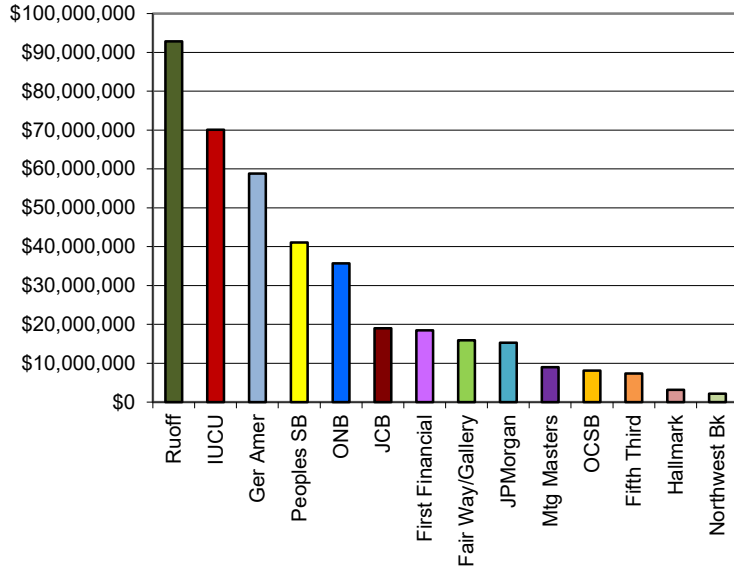
Mortgage Report covering all mortgages on Monroe County property, both residential and commercial, filed with the Monroe County Recorder during the month of May 2021.

Lender	0 to \$49,999		\$50,000 to \$199,999		\$200,000-\$499,999		\$500,000 & up		Total		Total	
	Docs	Amount	Docs	Amount	Docs	Amount	Docs	Amount	Docs	%	Amount	%
AMERICAN MTG SERVICE	0	0	3	394,457	5	1,610,870	0	0	8	1.4	2,005,327	1.4
BAXTER CREDIT UNION	0	0	3	344,920	0	0	1	503,920	4	0.7	848,840	0.6
BEDFORD FSB	0	0	0	0	1	250,000	0	0	1	0.2	250,000	0.2
BANK OF AMERICA	0	0	0	0	0	0	0	0	0	0	0	0
CRANE FEDERAL CREDIT UNION	0	0	0	0	0	0	0	0	0	0	0	0
FARM CREDIT MID AMERICA	0	0	1	127,500	0	0	1	595,000	2	0.4	722,500	0.5
FIRST FINANCIAL BANK	0	0	2	177,900	4	1,154,000	0	0	6	1.1	1,331,900	1
FREEDOM HOME MORTGAGE	0	0	9	1,378,566	4	1,123,239	0	0	13	2.3	2,501,805	1.8
FARMERS AND MECHANICS	0	0	1	66,000	0	0	0	0	1	0.2	66,000	0
FIFTH THIRD BANK	0	0	12	1,576,750	4	1,106,500	1	568,000	17	3	3,251,250	2.3
FAIR WAY LENDING (GALLERY MTG)	0	0	6	897,153	6	1,691,331	0	0	12	2.1	2,588,484	1.9
GERMAN AMERICAN BANCORP	4	80,500	8	932,000	11	3,395,430	4	4,126,595	27	4.7	8,534,525	6.1
HOOSIER HILLS CREDIT UNION	0	0	3	240,500	0	0	0	0	3	0.5	240,500	0.2
HALLMARK HOME MTG	0	0	0	0	2	483,080	0	0	2	0.4	483,080	0.3
INDIANA UNIVERSITY CREDIT UNION	17	468,500	32	4,026,900	21	6,482,850	3	2,202,680	73	12.8	13,180,930	9.5
JACKSON COUNTY BANK	0	0	1	63,750	2	761,500	1	4,160,000	4	0.7	4,985,250	3.6
JPMORGAN CHASE BANK	0	0	20	2,539,900	7	2,183,040	0	0	27	4.7	4,722,940	3.4
LOANDEPOTCOM	0	0	1	124,500	4	1,160,083	0	0	5	0.9	1,284,583	0.9
MORTGAGE MASTERS	0	0	5	872,720	1	220,000	0	0	6	1.1	1,092,720	0.8
NORTHWEST BANK	0	0	0	0	0	0	0	0	0	0	0	0
OWEN COUNTY STATE BANK	3	77,800	2	363,600	2	650,400	0	0	7	1.2	1,091,800	0.8
OLD NATIONAL BANK	1	46,900	21	2,151,573	3	945,442	2	1,448,000	27	4.7	4,591,915	3.3
PRIMELENDING	0	0	4	567,400	3	898,750	0	0	7	1.2	1,466,150	1.1
PEOPLES STATE BANK	0	0	16	1,364,315	16	4,575,269	3	2,287,448	35	6.2	8,227,032	5.9
QUICKEN LOANS	0	0	15	2,011,714	13	3,341,331	0	0	28	4.9	5,353,045	3.8
REGIONS BANK	0	0	0	0	0	0	0	0	0	0	0	0
REGIONS MORTGAGE	0	0	1	83,000	1	284,000	0	0	2	0.4	367,000	0.3
RUOFF MORTGAGE	0	0	39	5,276,637	50	14,702,551	1	528,360	90	15.8	20,507,548	14.7
UNITED STATES OF AMERICA	0	0	0	0	0	0	0	0	0	0	0	0
UNION SAVINGS BANK	0	0	5	751,800	3	633,900	3	1,525,500	11	1.9	2,911,200	2.1
WELLS FARGO BANK	0	0	2	281,000	1	282,000	0	0	3	0.5	563,000	0.4
All Others	16	333,477	63	8,364,861	59	16,999,274	10	20,505,095	148	26	46,202,707	33.2
TOTALS	41	1,007,177	275	34,979,416	223	64,934,840	30	38,450,598	569	100	139,372,031	100



Residential and commercial property mortgages filed in Monroe County during 2021.

Dollars - Year-to-Date through May 2021

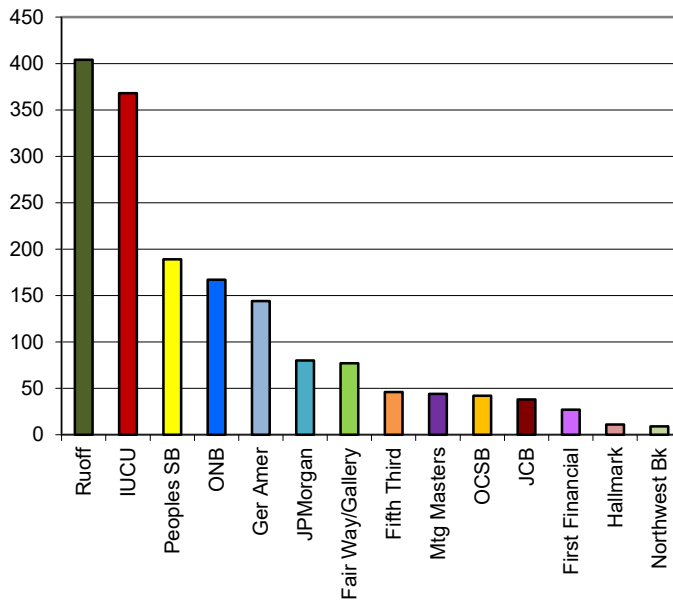


Ruoff	92,847,170
IUCU	70,102,814
Ger Amer	58,823,463
Peoples SB	41,081,338
ONB	35,709,827
JCB	19,004,123
First Financial	18,472,956
Fair Way/Gallery	15,913,356
JPMorgan	15,287,233
Mtg Masters	8,990,912
OCSB	8,111,821
Fifth Third	7,363,759
Hallmark	3,163,270
Northwest Bk	2,169,100

Note- Charts & report do not include re-recordings, modifications, or those recorded without a property description.

Transactions - Year-to-Date through May 2021

Ruoff	404
IUCU	368
Peoples SB	189
ONB	167
Ger Amer	144
JPMorgan	80
Fair Way/Gallery	77
Fifth Third	46
Mtg Masters	44
OCSB	42
JCB	38
First Financial	27
Hallmark	11
Northwest Bk	9





Mortgage Report covering all mortgages on Monroe County property, both residential and commercial, filed with the Monroe County Recorder during 2021.

Lender	0 to \$49,999		\$50,000 to \$199,999		\$200,000-\$499,999		\$500,000 & up		Total		Total	
	Docs	Amount	Docs	Amount	Docs	Amount	Docs	Amount	Docs	%	Amount	%
AMERICAN MTG SERVICE	0	0	27	3,894,666	35	11,123,964	3	1,574,830	65	2.3	16,593,460	2.3
BAXTER CREDIT UNION	0	0	7	891,120	4	1,181,550	3	1,783,420	14	0.5	3,856,090	0.5
BEDFORD FSB	1	15,000	1	166,500	11	3,204,500	2	1,116,000	15	0.5	4,502,000	0.6
BANK OF AMERICA	1	0	3	485,300	2	639,800	1	972,800	7	0.2	2,097,900	0.3
CRANE FEDERAL CREDIT UNION	0	0	7	829,250	3	1,096,950	1	1,284,042	11	0.4	3,210,242	0.4
FARM CREDIT MID AMERICA	1	0	8	868,611	7	2,280,503	1	595,000	17	0.6	3,744,114	0.5
FIRST FINANCIAL BANK	1	28,000	11	1,399,054	12	3,678,000	3	13,367,902	27	0.9	18,472,956	2.5
FREEDOM HOME MORTGAGE	0	0	52	7,528,444	31	8,891,657	1	508,710	84	2.9	16,928,811	2.3
FARMERS AND MECHANICS	0	0	9	1,072,250	5	1,359,779	2	1,280,000	16	0.6	3,712,029	0.5
FIFTH THIRD BANK	8	165,974	24	2,929,175	13	3,700,610	1	568,000	46	1.6	7,363,759	1
FAIR WAY LENDING (GALLERY MTG)	0	0	39	5,722,857	38	10,190,499	0	0	77	2.7	15,913,356	2.2
GERMAN AMERICAN BANCORP	18	479,000	60	7,389,413	45	13,733,859	21	37,221,191	144	5	58,823,463	8.1
HOOSIER HILLS CREDIT UNION	1	32,000	4	315,500	4	1,172,000	1	520,000	10	0.3	2,039,500	0.3
HALLMARK HOME MTG	0	0	3	531,250	6	1,575,278	2	1,056,742	11	0.4	3,163,270	0.4
INDIANA UNIVERSITY CREDIT UNION	65	1,918,270	178	21,975,578	108	30,796,171	17	15,412,795	368	12.8	70,102,814	9.6
JACKSON COUNTY BANK	4	77,900	16	1,976,950	11	3,391,235	7	13,558,038	38	1.3	19,004,123	2.6
JPMORGAN CHASE BANK	2	94,161	48	5,945,793	29	8,707,279	1	540,000	80	2.8	15,287,233	2.1
LOANDEPOTCOM	0	0	10	1,546,283	16	4,995,511	0	0	26	0.9	6,541,794	0.9
MORTGAGE MASTERS	0	0	29	4,466,005	14	3,976,657	1	548,250	44	1.5	8,990,912	1.2
NORTHWEST BANK	1	0	2	153,000	6	2,016,100	0	0	9	0.3	2,169,100	0.3
OWEN COUNTY STATE BANK	6	165,800	18	2,445,076	17	5,000,945	1	500,000	42	1.5	8,111,821	1.1
OLD NATIONAL BANK	10	308,668	97	10,927,685	46	13,967,652	14	10,505,822	167	5.8	35,709,827	4.9
PRIMELENDING	0	0	14	2,178,167	11	3,229,950	0	0	25	0.9	5,408,117	0.7
PEOPLES STATE BANK	7	253,925	89	10,378,426	83	24,271,589	10	6,177,398	189	6.6	41,081,338	5.6
QUICKEN LOANS	0	0	89	12,458,430	68	18,657,202	1	537,600	158	5.5	31,653,232	4.3
REGIONS BANK	4	67,938	1	149,881	1	249,000	0	0	6	0.2	466,819	0.1
REGIONS MORTGAGE	0	0	10	1,258,082	4	1,214,700	0	0	14	0.5	2,472,782	0.3
RUOFF MORTGAGE	1	47,000	187	26,746,015	210	62,853,235	6	3,200,920	404	14.1	92,847,170	12.7
UNITED STATES OF AMERICA	0	0	0	0	3	706,500	0	0	3	0.1	706,500	0.1
UNION SAVINGS BANK	3	125,000	29	4,039,609	13	3,464,150	3	1,525,500	48	1.7	9,154,259	1.3
WELLS FARGO BANK	0	0	9	1,168,685	8	2,138,100	1	720,000	18	0.6	4,026,785	0.6
All Others	67	1,072,004	302	40,696,341	284	81,176,105	34	93,489,012	687	23.9	216,433,462	29.6
TOTALS	201	4,850,640	1383	182,533,396	1148	334,641,030	138	208,563,972	2870	100	730,589,038	100



People who care. Service you trust.

Mortgage Report covering all mortgages on Monroe County property, both residential and commercial, filed with the Monroe County Recorder during the month of May 2021.

Lender	0 to \$75,000		\$75,001 to \$199,999		\$200,000-\$548,250		\$548,251 & up		Total		Total	
	Docs	Amount	Docs	Amount	Docs	Amount	Docs	Amount	Docs	%	Amount	%
AMERICAN MTG SERVICE	0	0	3	394,457	5	1,610,870	0	0	8	1.4	2,005,327	1.4
BAXTER CREDIT UNION	1	55,000	2	289,920	1	503,920	0	0	4	0.7	848,840	0.6
BEDFORD FSB	0	0	0	0	1	250,000	0	0	1	0.2	250,000	0.2
BANK OF AMERICA	0	0	0	0	0	0	0	0	0	0	0	0
CRANE FEDERAL CREDIT UNION	0	0	0	0	0	0	0	0	0	0	0	0
FARM CREDIT MID AMERICA	0	0	1	127,500	0	0	1	595,000	2	0.4	722,500	0.5
FIRST FINANCIAL BANK	1	59,500	1	118,400	4	1,154,000	0	0	6	1.1	1,331,900	1
FREEDOM HOME MORTGAGE	0	0	9	1,378,566	4	1,123,239	0	0	13	2.3	2,501,805	1.8
FARMERS AND MECHANICS	1	66,000	0	0	0	0	0	0	1	0.2	66,000	0
FIFTH THIRD BANK	1	69,700	11	1,507,050	4	1,106,500	1	568,000	17	3	3,251,250	2.3
FAIR WAY LENDING (GALLERY MTG)	0	0	6	897,153	6	1,691,331	0	0	12	2.1	2,588,484	1.9
GERMAN AMERICAN BANCORP	6	207,500	6	805,000	12	3,900,430	3	3,621,595	27	4.7	8,534,525	6.1
HOOSIER HILLS CREDIT UNION	2	125,000	1	115,500	0	0	0	0	3	0.5	240,500	0.2
HALLMARK HOME MTG	0	0	0	0	2	483,080	0	0	2	0.4	483,080	0.3
INDIANA UNIVERSITY CREDIT UNION	22	748,700	27	3,746,700	23	7,515,530	1	1,170,000	73	12.8	13,180,930	9.5
JACKSON COUNTY BANK	1	63,750	0	0	2	761,500	1	4,160,000	4	0.7	4,985,250	3.6
JPMORGAN CHASE BANK	2	127,000	18	2,412,900	7	2,183,040	0	0	27	4.7	4,722,940	3.4
LOANDEPOTCOM	0	0	1	124,500	4	1,160,083	0	0	5	0.9	1,284,583	0.9
MORTGAGE MASTERS	0	0	5	872,720	1	220,000	0	0	6	1.1	1,092,720	0.8
NORTHWEST BANK	0	0	0	0	0	0	0	0	0	0	0	0
OWEN COUNTY STATE BANK	3	77,800	2	363,600	2	650,400	0	0	7	1.2	1,091,800	0.8
OLD NATIONAL BANK	9	491,914	13	1,706,559	4	1,493,442	1	900,000	27	4.7	4,591,915	3.3
PRIMELENDING	0	0	4	567,400	3	898,750	0	0	7	1.2	1,466,150	1.1
PEOPLES STATE BANK	7	439,800	9	924,515	17	5,123,519	2	1,739,198	35	6.2	8,227,032	5.9
QUICKEN LOANS	1	67,000	14	1,944,714	13	3,341,331	0	0	28	4.9	5,353,045	3.8
REGIONS BANK	0	0	0	0	0	0	0	0	0	0	0	0
REGIONS MORTGAGE	0	0	1	83,000	1	284,000	0	0	2	0.4	367,000	0.3
RUOFF MORTGAGE	4	253,925	35	5,022,712	51	15,230,911	0	0	90	15.8	20,507,548	14.7
UNITED STATES OF AMERICA	0	0	0	0	0	0	0	0	0	0	0	0
UNION SAVINGS BANK	0	0	5	751,800	6	2,159,400	0	0	11	1.9	2,911,200	2.1
WELLS FARGO BANK	0	0	2	281,000	1	282,000	0	0	3	0.5	563,000	0.4
All Others	21	649,788	58	8,048,550	62	18,599,324	7	18,905,045	148	26	46,202,707	33.2
TOTALS	82	3,502,377	234	32,484,216	236	71,726,600	17	31,658,838	569	100	139,372,031	100



People who care. Service you trust.

Mortgage Report covering all mortgages on Monre County property, both residential and commercial, filed with the Monroe County Recorder during 2021.

Lender	0 to \$75,000		\$75,001 to \$199,999		\$200,000-\$548,250		\$548,251 & up		Total		Total	
	Docs	Amount	Docs	Amount	Docs	Amount	Docs	Amount	Docs	%	Amount	%
AMERICAN MTG SERVICE	0	0	27	3,894,666	38	12,698,794	0	0	65	2.3	16,593,460	2.3
BAXTER CREDIT UNION	1	55,000	6	836,120	5	1,685,470	2	1,279,500	14	0.5	3,856,090	0.5
BEDFORD FSB	1	15,000	1	166,500	12	3,710,500	1	610,000	15	0.5	4,502,000	0.6
BANK OF AMERICA	1	0	3	485,300	2	639,800	1	972,800	7	0.2	2,097,900	0.3
CRANE FEDERAL CREDIT UNION	1	60,000	6	769,250	3	1,096,950	1	1,284,042	11	0.4	3,210,242	0.4
FARM CREDIT MID AMERICA	4	180,255	5	688,356	7	2,280,503	1	595,000	17	0.6	3,744,114	0.5
FIRST FINANCIAL BANK	3	153,500	9	1,273,554	13	4,184,500	2	12,861,402	27	0.9	18,472,956	2.5
FREEDOM HOME MORTGAGE	0	0	52	7,528,444	32	9,400,367	0	0	84	2.9	16,928,811	2.3
FARMERS AND MECHANICS	1	66,000	8	1,006,250	6	1,859,779	1	780,000	16	0.6	3,712,029	0.5
FIFTH THIRD BANK	10	307,674	22	2,787,475	13	3,700,610	1	568,000	46	1.6	7,363,759	1
FAIR WAY LENDING (GALLERY MTG)	1	72,653	38	5,650,204	38	10,190,499	0	0	77	2.7	15,913,356	2.2
GERMAN AMERICAN BANCORP	32	1,349,800	46	6,518,613	50	16,353,959	16	34,601,091	144	5	58,823,463	8.1
HOOSIER HILLS CREDIT UNION	4	232,000	1	115,500	5	1,692,000	0	0	10	0.3	2,039,500	0.3
HALLMARK HOME MTG	0	0	3	531,250	8	2,632,020	0	0	11	0.4	3,163,270	0.4
INDIANA UNIVERSITY CREDIT UNION	100	3,984,909	143	19,908,939	114	33,879,851	11	12,329,115	368	12.8	70,102,814	9.6
JACKSON COUNTY BANK	7	266,650	13	1,788,200	12	3,901,635	6	13,047,638	38	1.3	19,004,123	2.6
JPMORGAN CHASE BANK	6	358,061	44	5,681,893	30	9,247,279	0	0	80	2.8	15,287,233	2.1
LOANDEPOTCOM	0	0	10	1,546,283	16	4,995,511	0	0	26	0.9	6,541,794	0.9
MORTGAGE MASTERS	1	61,000	28	4,405,005	15	4,524,907	0	0	44	1.5	8,990,912	1.2
NORTHWEST BANK	2	75,000	1	78,000	6	2,016,100	0	0	9	0.3	2,169,100	0.3
OWEN COUNTY STATE BANK	8	310,100	16	2,300,776	18	5,500,945	0	0	42	1.5	8,111,821	1.1
OLD NATIONAL BANK	31	1,533,644	76	9,702,709	48	15,031,502	12	9,441,972	167	5.8	35,709,827	4.9
PRIMELENDING	0	0	14	2,178,167	11	3,229,950	0	0	25	0.9	5,408,117	0.7
PEOPLES STATE BANK	24	1,287,825	72	9,344,526	88	26,919,089	5	3,529,898	189	6.6	41,081,338	5.6
QUICKEN LOANS	5	355,700	84	12,102,730	69	19,194,802	0	0	158	5.5	31,653,232	4.3
REGIONS BANK	4	67,938	1	149,881	1	249,000	0	0	6	0.2	466,819	0.1
REGIONS MORTGAGE	1	60,000	9	1,198,082	4	1,214,700	0	0	14	0.5	2,472,782	0.3
RUOFF MORTGAGE	11	682,725	177	26,110,290	216	66,054,155	0	0	404	14.1	92,847,170	12.7
UNITED STATES OF AMERICA	0	0	0	0	3	706,500	0	0	3	0.1	706,500	0.1
UNION SAVINGS BANK	4	197,550	28	3,967,059	16	4,989,650	0	0	48	1.7	9,154,259	1.3
WELLS FARGO BANK	0	0	9	1,168,685	8	2,138,100	1	720,000	18	0.6	4,026,785	0.6
All Others	87	2,319,264	282	39,449,081	293	85,897,257	25	88,767,860	687	23.9	216,433,462	29.6
TOTALS	350	14,052,248	1234	173,331,788	1200	361,816,684	86	181,388,318	2870	100	730,589,038	100