



September 21, 2021

Friends,

I am delighted to resume our Monthly Mortgage Market Share report! Both the July and August reports are attached. I expect that our regular mid-month distribution will return going forward.

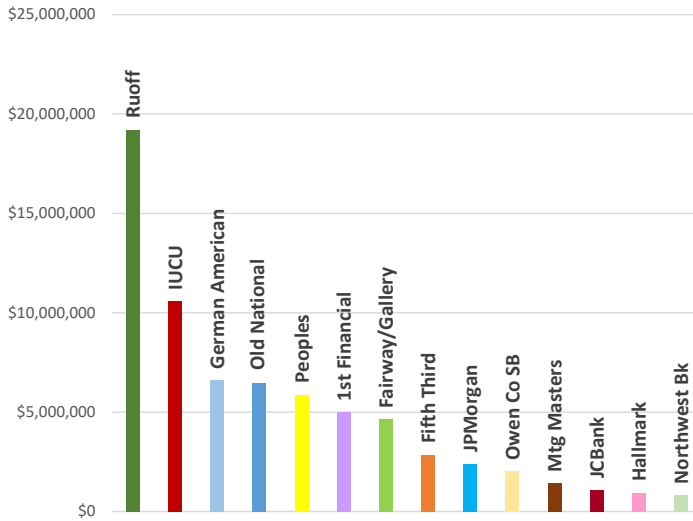
I appreciate the support and encouragement that you are showing over the last two months as we recover from the major outage experienced by our cloud network and hosting provider.

I am especially grateful for the perseverance and commitment of the John Bethell Title team. Under the most difficult of circumstances, they continued to make positive things happen. I could not be prouder of them.

~ John Bethell

**Residential and commercial mortgages
filed in Monroe County during July 2021.**

Dollars - July 2021

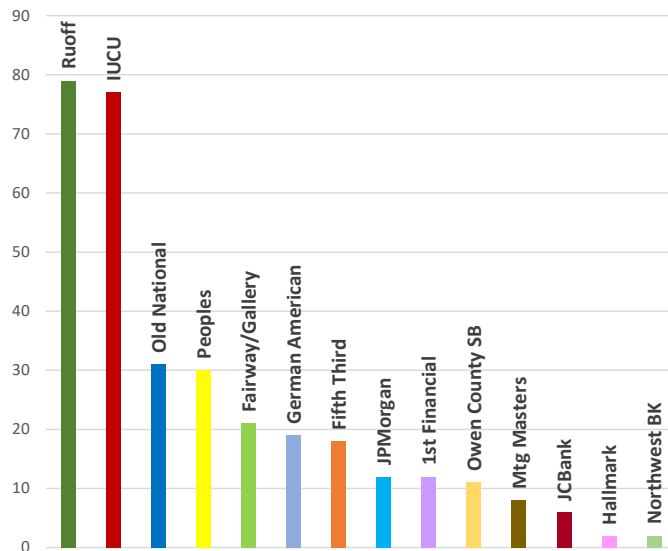


Ruoff	\$19,211,964
IUCU	\$10,573,401
German American	\$6,611,913
Old National	\$6,444,657
Peoples	\$5,884,745
1st Financial	\$5,002,005
Fairway/Gallery	\$4,632,697
Fifth Third	\$2,846,134
JPMorgan	\$2,402,175
Owen Co SB	\$2,013,410
Mtg Masters	\$1,431,258
JCBank	\$1,080,800
Hallmark	\$942,037
Northwest Bk	\$814,760

Note - Charts & tables do not include re-recordings or modifications.

Transactions - July 2021

Ruoff	79
IUCU	77
Old National	31
Peoples	30
Fairway/Gallery	21
German American	19
Fifth Third	18
JPMorgan	12
1st Financial	12
Owen Co SB	11
Mtg Masters	8
JCBank	6
Hallmark	2
Northwest Bk	2





People who care. Service you trust.

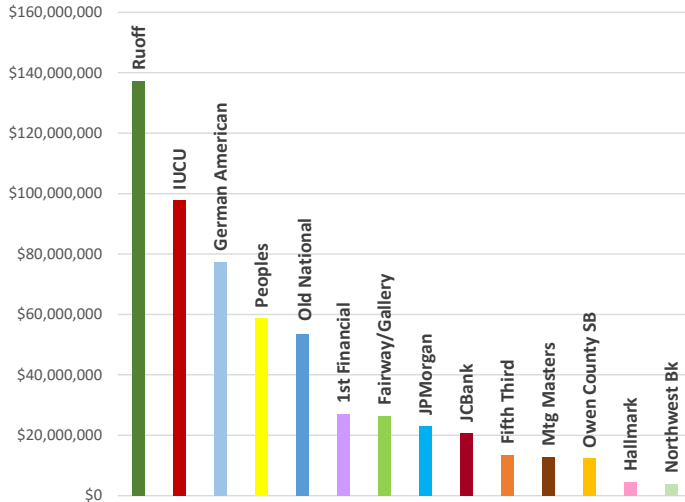
Mortgage Report covering all mortgages on Monre County property, both residential and commercial, filed with the Monroe County Recorder during the month of July 2021.

Lender	0 to \$49,999		\$50,000 to \$199,999		\$200,000-\$499,999		\$500,000 & up		Total		Total	
	Docs	Amount	Docs	Amount	Docs	Amount	Docs	Amount	Docs	%	Amount	%
AMERICAN MTG SERVICE	0	0	11	1,945,675	7	1,904,400	0	0	18	3.1	3,850,075	1.9
BAXTER CREDIT UNION	0	0	3	411,275	1	237,650	0	0	4	0.7	648,925	0.3
BEDFORD FSB	0	0	0	0	1	488,000	1	750,000	2	0.3	1,238,000	0.6
BANK OF AMERICA	0	0	0	0	0	0	1	600,000	1	0.2	600,000	0.3
CRANE CREDIT UNION	0	0	4	330,300	0	0	0	0	4	0.7	330,300	0.2
FARM CREDIT MID AMERICA	1	45,270	0	0	0	0	0	0	1	0.2	45,270	0
FIRST FINANCIAL BANK	0	0	5	421,250	3	701,515	4	3,879,240	12	2.1	5,002,005	2.5
FREEDOM HOME MORTGAGE	0	0	6	856,303	0	0	0	0	6	1	856,303	0.4
FARMERS AND MECHANICS	0	0	1	161,000	2	750,000	0	0	3	0.5	911,000	0.5
FIFTH THIRD BANK	2	77,200	10	1,042,510	6	1,726,424	0	0	18	3.1	2,846,134	1.4
FAIRWAY/GALLERY	0	0	12	1,955,560	9	2,677,137	0	0	21	3.7	4,632,697	2.3
GERMAN AMERICAN BANCORP	1	15,000	4	552,425	10	2,839,575	4	3,204,913	19	3.3	6,611,913	3.3
HOOSIER HILLS CREDIT UNION	1	20,000	6	945,300	8	2,496,250	0	0	15	2.6	3,461,550	1.7
HALLMARK HOME MTG	0	0	0	0	1	436,050	1	505,987	2	0.3	942,037	0.5
INDIANA UNIVERSITY CU	20	586,800	45	4,851,251	10	3,055,350	2	2,080,000	77	13.4	10,573,401	5.3
JACKSON COUNTY BANK	0	0	4	540,800	2	540,000	0	0	6	1	1,080,800	0.5
JPMORGAN CHASE BANK	0	0	5	540,300	7	1,861,875	0	0	12	2.1	2,402,175	1.2
LOANDEPOT.COM	0	0	5	656,747	1	250,000	0	0	6	1	906,747	0.5
MORTGAGE MASTERS	0	0	7	1,121,828	1	309,430	0	0	8	1.4	1,431,258	0.7
NORTHWEST BANK	0	0	1	65,000	0	0	1	749,760	2	0.3	814,760	0.4
OWEN COUNTY STATE BANK	1	34,000	7	927,660	3	1,051,750	0	0	11	1.9	2,013,410	1
OLD NATIONAL BANK	1	24,319	15	1,790,168	14	3,945,770	1	684,400	31	5.4	6,444,657	3.2
PRIMELENDING	0	0	4	587,912	2	516,750	0	0	6	1	1,104,662	0.6
PEOPLES STATE BANK	6	187,700	13	1,383,250	10	3,389,795	1	924,000	30	5.2	5,884,745	3
QUICKEN LOANS	0	0	13	1,950,671	12	3,419,200	0	0	25	4.4	5,369,871	2.7
REGIONS BANK	1	24,500	0	0	0	0	0	0	1	0.2	24,500	0
REGIONS MORTGAGE	0	0	1	147,000	1	438,700	0	0	2	0.3	585,700	0.3
RUOFF MORTGAGE	0	0	32	4,770,917	42	11,817,442	5	2,623,605	79	13.8	19,211,964	9.7
UNITED STATES OF AMERICA	0	0	0	0	0	0	0	0	0	0	0	0
UNION SAVINGS BANK	0	0	2	360,850	0	0	0	0	2	0.3	360,850	0.2
WELLS FARGO BANK	0	0	3	303,464	2	549,100	1	548,250	6	1	1,400,814	0.7
All Others	13	262,961	63	8,113,161	59	18,036,505	9	80,755,550	144	25.1	107,168,177	53.9

TOTALS	47	1,277,750	282	36,732,577	214	63,438,668	31	97,305,705	574	100	198,754,700	100
--------	----	-----------	-----	------------	-----	------------	----	------------	-----	-----	-------------	-----

**Residential and commercial mortgages
filed in Monroe County during 2021.**

Dollars - Year-to-Date through July 2021

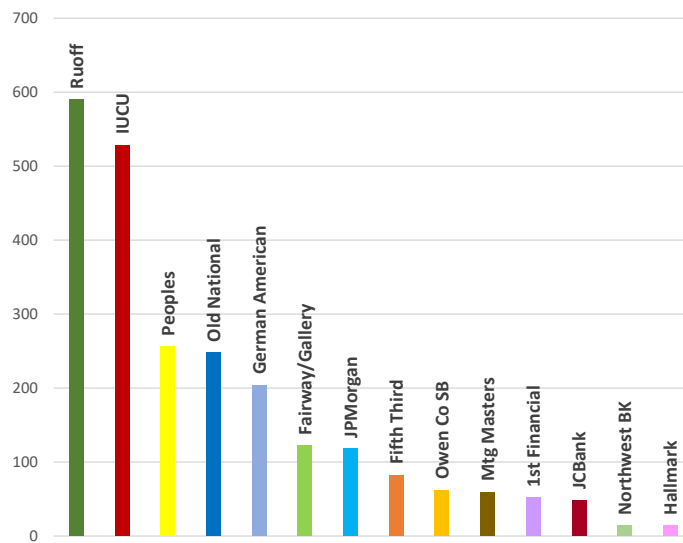


Ruoff	\$137,250,486
IUCU	\$97,689,391
German American	\$77,434,907
Peoples	\$58,606,038
Old National	\$53,348,658
1st Financial	\$26,920,559
Fairway/Gallery	\$26,475,233
JPMorgan	\$22,999,826
JCBank	\$20,814,923
Fifth Third	\$13,388,167
Mtg Masters	\$12,827,920
Owen Co SB	\$12,262,356
Hallmark	\$4,433,307
Northwest Bk	\$3,723,860

Note - Charts & tables do not include re-recordings or modifications.

Transactions - Year-to-Date through July 2021

Ruoff	590
IUCU	528
Peoples	256
Old National	248
German American	204
Fairway/Gallery	122
JPMorgan	118
Fifth Third	82
Owen Co SB	62
Mtg Masters	59
1st Financial	52
JCBank	48
Northwest Bk	14
Hallmark	14



Mortgage Report covering all mortgages on Monroe County property, both residential and commercial, filed with the Monroe County Recorder during 2021.

Lender	0 to \$49,999		\$50,000 to \$199,999		\$200,000-\$499,999		\$500,000 & up		Total		Total	
	Docs	Amount	Docs	Amount	Docs	Amount	Docs	Amount	Docs	%	Amount	%
AMERICAN MTG SERVICE	0	0	42	6,532,356	51	16,012,184	6	3,283,080	99	2.4	25,827,620	2.3
BAXTER CREDIT UNION	0	0	11	1,452,395	7	1,864,600	4	2,331,670	22	0.5	5,648,665	0.5
BEDFORD FSB	1	15,000	2	216,500	12	3,692,500	3	1,866,000	18	0.4	5,790,000	0.5
BANK OF AMERICA	1	0	3	485,300	2	639,800	2	1,572,800	8	0.2	2,697,900	0.2
CRANE FEDERAL CREDIT UNION	0	0	12	1,299,550	3	1,096,950	2	1,884,042	17	0.4	4,280,542	0.4
FARM CREDIT MID AMERICA	2	45270	10	999,792	8	2,739,503	1	595,000	21	0.5	4,379,565	0.4
FIRST FINANCIAL BANK	3	80,548	22	2,544,754	19	5,423,115	8	18,872,142	52	1.3	26,920,559	2.4
FREEDOM HOME MORTGAGE	0	0	68	9,763,024	34	9,835,138	2	1,025,131	104	2.5	20,623,293	1.8
FARMERS AND MECHANICS	0	0	10	1,233,250	10	2,849,779	3	1,920,375	23	0.6	6,003,404	0.5
FIFTH THIRD BANK	10	243,174	46	5,394,884	25	7,182,109	1	568,000	82	2.0	13,388,167	1.2
FAIR WAY LENDING (GALLERY MTG)	0	0	62	9,340,997	59	16,585,986	1	548250	122	3.0	26,475,233	2.3
GERMAN AMERICAN BANCORP	27	595,130	78	9,488,790	68	20,810,115	31	46,540,872	204	4.9	77,434,907	6.8
HOOSIER HILLS CREDIT UNION	3	92,000	11	1,385,800	16	4,744,250	2	1,288,000	32	0.8	7,510,050	0.7
HALLMARK HOME MTG	0	0	3	531,250	8	2,339,328	3	1,562,729	14	0.3	4,433,307	0.4
INDIANA UNIVERSITY CREDIT UNION	95	2,796,070	272	33,152,346	135	38,827,615	26	22,913,360	528	12.8	97,689,391	8.6
JACKSON COUNTY BANK	4	77,900	22	2,835,750	15	4,343,235	7	13,558,038	48	1.2	20,814,923	1.8
JPMORGAN CHASE BANK	2	94,161	66	8,069,549	49	14,296,116	1	540,000	118	2.9	22,999,826	2.0
LOANDEPOTCOM	0	0	18	2,652,930	22	6,854,167	1	547900	41	1.0	10,054,997	0.9
MORTGAGE MASTERS	0	0	37	5,680,333	21	6,599,337	1	548,250	59	1.4	12,827,920	1.1
NORTHWEST BANK	1	0	5	410,000	6	2,016,100	2	1297760	14	0.3	3,723,860	0.3
OWEN COUNTY STATE BANK	7	199,800	30	4,003,761	23	6,862,795	2	1,196,000	62	1.5	12,262,356	1.1
OLD NATIONAL BANK	15	461,809	136	15,364,710	79	23,907,917	18	13,614,222	248	6.0	53,348,658	4.7
PRIMELENDING	0	0	19	2,950,379	16	4,469,778	0	0	35	0.8	7,420,157	0.7
PEOPLES STATE BANK	19	616,141	121	14,203,906	103	30,946,798	13	12,839,193	256	6.2	58,606,038	5.2
QUICKEN LOANS	0	0	127	17,778,141	93	25,808,313	1	537,600	221	5.3	44,124,054	3.9
REGIONS BANK	6	112,438	2	220,281	1	249,000	1	2665000	10	0.2	3,246,719	0.3
REGIONS MORTGAGE	0	0	12	1,508,082	7	2,422,050	1	607500	20	0.5	4,537,632	0.4
RUOFF MORTGAGE	1	47,000	259	37,464,997	318	93,365,714	12	6,372,775	590	14.3	137,250,486	12.1
UNITED STATES OF AMERICA	0	0	0	0	4	913,434	0	0	4	0.1	913,434	0.1
UNION SAVINGS BANK	4	145,000	37	5,355,059	16	4,191,600	3	1,525,500	60	1.5	11,217,159	1.0
WELLS FARGO BANK	0	0	17	2,097,224	11	3,031,200	3	1,816,500	31	0.7	6,944,924	0.6
All Others	93	1,582,755	421	56,497,956	401	116,275,493	56	223,381,801	971	23.5	397,738,005	35.0
TOTALS	294	7,204,196	1981	260,914,046	1642	481,196,019	217	387,819,490	4134	100	1,137,133,751	100



People who care. Service you trust.

Mortgage Report covering all mortgages on Monre County property, both residential and commercial, filed with the Monroe County Recorder during the month of July 2021.

Lender	0 to \$75,000		\$75,001 to \$199,999		\$200,000-\$548,250		\$548,251 & up		Total		Total	
	Docs	Amount	Docs	Amount	Docs	Amount	Docs	Amount	Docs	%	Amount	%
AMERICAN MTG SERVICE	0	0	11	1,945,675	7	1,904,400	0	0	18	3.1	3,850,075	1.9
BAXTER CREDIT UNION	1	64,500	2	346,775	1	237,650	0	0	4	0.7	648,925	0.3
BEDFORD FSB	0	0	0	0	1	488,000	1	750,000	2	0.3	1,238,000	0.6
BANK OF AMERICA	0	0	0	0	0	0	1	600,000	1	0.2	600,000	0.3
CRANE CREDIT UNION	1	64,000	3	266,300	0	0	0	0	4	0.7	330,300	0.2
FARM CREDIT MID AMERICA	1	45,270	0	0	0	0	0	0	1	0.2	45,270	0
FIRST FINANCIAL BANK	2	116,250	3	305,000	3	701,515	4	3,879,240	12	2.1	5,002,005	2.5
FREEDOM HOME MORTGAGE	1	73,274	5	783,029	0	0	0	0	6	1	856,303	0.4
FARMERS AND MECHANICS	0	0	1	161,000	2	750,000	0	0	3	0.5	911,000	0.5
FIFTH THIRD BANK	3	142,400	9	977,310	6	1,726,424	0	0	18	3.1	2,846,134	1.4
FAIRWAY/GALLERY	0	0	12	1,955,560	9	2,677,137	0	0	21	3.7	4,632,697	2.3
GERMAN AMERICAN BANCORP	2	83,000	3	484,425	12	3,839,575	2	2,204,913	19	3.3	6,611,913	3.3
HOOSIER HILLS CREDIT UNION	1	20,000	6	945,300	8	2,496,250	0	0	15	2.6	3,461,550	1.7
HALLMARK HOME MTG	0	0	0	0	2	942,037	0	0	2	0.3	942,037	0.5
INDIANA UNIVERSITY CU	34	1,429,550	31	4,008,501	11	3,555,350	1	1,580,000	77	13.4	10,573,401	5.3
JACKSON COUNTY BANK	1	60,000	3	480,800	2	540,000	0	0	6	1	1,080,800	0.5
JPMORGAN CHASE BANK	0	0	5	540,300	7	1,861,875	0	0	12	2.1	2,402,175	1.2
LOANDEPOT.COM	0	0	5	656,747	1	250,000	0	0	6	1	906,747	0.5
MORTGAGE MASTERS	0	0	7	1,121,828	1	309,430	0	0	8	1.4	1,431,258	0.7
NORTHWEST BANK	1	65,000	0	0	0	0	1	749,760	2	0.3	814,760	0.4
OWEN COUNTY STATE BANK	1	34,000	7	927,660	3	1,051,750	0	0	11	1.9	2,013,410	1
OLD NATIONAL BANK	4	202,319	12	1,612,168	14	3,945,770	1	684,400	31	5.4	6,444,657	3.2
PRIMELENDING	0	0	4	587,912	2	516,750	0	0	6	1	1,104,662	0.6
PEOPLES STATE BANK	8	304,700	11	1,266,250	10	3,389,795	1	924,000	30	5.2	5,884,745	3
QUICKEN LOANS	0	0	13	1,950,671	12	3,419,200	0	0	25	4.4	5,369,871	2.7
REGIONS BANK	1	24,500	0	0	0	0	0	0	1	0.2	24,500	0
REGIONS MORTGAGE	0	0	1	147,000	1	438,700	0	0	2	0.3	585,700	0.3
RUOFF MORTGAGE	0	0	32	4,770,917	47	14,441,047	0	0	79	13.8	19,211,964	9.7
UNITED STATES OF AMERICA	0	0	0	0	0	0	0	0	0	0	0	0
UNION SAVINGS BANK	0	0	2	360,850	0	0	0	0	2	0.3	360,850	0.2
WELLS FARGO BANK	0	0	3	303,464	3	1,097,350	0	0	6	1	1,400,814	0.7
All Others	20	656,861	56	7,719,261	63	20,162,055	5	78,630,000	144	25.1	107,168,177	53.9

TOTALS	82	3,385,624	247	34,624,703	228	70,742,060	17	90,002,313	574	100	198,754,700	100
--------	----	-----------	-----	------------	-----	------------	----	------------	-----	-----	-------------	-----

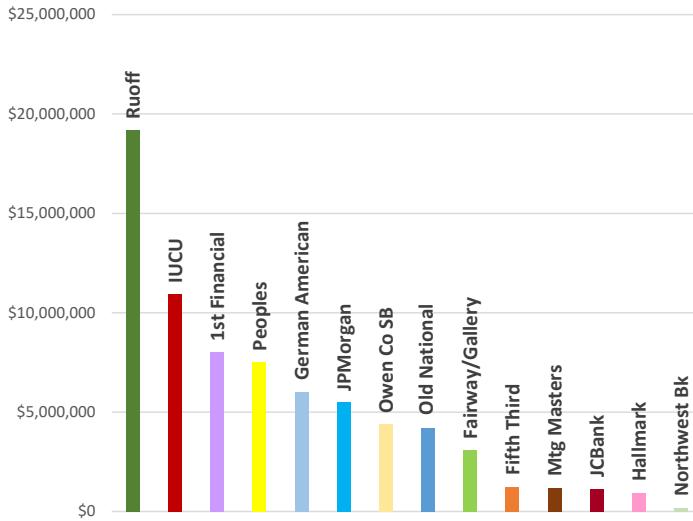


Mortgage Report covering all mortgages on Monre County property, both residential and commercial, filed with the Monroe County Recorder during 2021.

Lender	0 to \$75,000		\$75,001 to \$199,999		\$200,000-\$548,250		\$548,251 & up		Total		Total	
	Docs	Amount	Docs	Amount	Docs	Amount	Docs	Amount	Docs	%	Amount	%
AMERICAN MTG SERVICE	0	0	42	6,532,356	56	18,657,764	1	637500	99	2.4	25,827,620	2.3
BAXTER CREDIT UNION	2	119,500	9	1,332,895	9	2,916,770	2	1279500	22	0.5	5,648,665	0.5
BEDFORD FSB	2	65000	1	166500	13	4,198,500	2	1,360,000	18	0.4	5,790,000	0.5
BANK OF AMERICA	1	0	3	485300	2	639800	2	1,572,800	8	0.2	2,697,900	0.2
CRANE CREDIT UNION	2	124,000	10	1,175,550	3	1096950	2	1884042	17	0.4	4,280,542	0.4
FARM CREDIT MID AMERICA	6	278,718	6	766344	8	2739503	1	595000	21	0.5	4,379,565	0.4
FIRST FINANCIAL BANK	8	377,298	17	2,248,004	20	5,929,615	7	18,365,642	52	1.3	26,920,559	2.4
FREEDOM HOME MORTGAGE	1	73,274	67	9,689,750	36	10860269	0	0	104	2.5	20,623,293	1.8
FARMERS AND MECHANICS	1	66000	9	1,167,250	11	3,349,779	2	1420375	23	0.6	6,003,404	0.5
FIFTH THIRD BANK	15	573,074	41	5,064,984	25	7,182,109	1	568000	82	2.0	13,388,167	1.2
FAIRWAY/GALLERY	1	72653	61	9,268,344	60	17,134,236	0	0	122	3.0	26,475,233	2.3
GERMAN AMERICAN BANCORP	44	1,659,855	61	8,424,065	77	25,479,215	22	41,871,772	204	4.9	77,434,907	6.8
HOOSIER HILLS CREDIT UNION	6	292,000	8	1,185,800	17	5,264,250	1	768000	32	0.8	7,510,050	0.7
HALLMARK HOME MTG	0	0	3	531250	11	3,902,057	0	0	14	0.3	4,433,307	0.4
INDIANA UNIVERSITY CU	154	6,272,459	213	29,675,957	145	44,009,395	16	17,731,580	528	12.8	97,689,391	8.6
JACKSON COUNTY BANK	8	326,650	18	2,587,000	16	4,853,635	6	13047638	48	1.2	20,814,923	1.8
JPMORGAN CHASE BANK	9	557166	59	7,606,544	50	14,836,116	0	0	118	2.9	22,999,826	2.0
LOANDEPOT.COM	0	0	18	2,652,930	23	7,402,067	0	0	41	1.0	10,054,997	0.9
MORTGAGE MASTERS	1	61000	36	5,619,333	22	7,147,587	0	0	59	1.4	12,827,920	1.1
NORTHWEST BANK	3	140,000	3	270000	7	2564100	1	749,760	14	0.3	3,723,860	0.3
OWEN COUNTY STATE BANK	9	344,100	28	3,859,461	24	7,362,795	1	696000	62	1.5	12,262,356	1.1
OLD NATIONAL BANK	47	2,331,324	104	13,495,195	82	25,483,767	15	12,038,372	248	6.0	53,348,658	4.7
PRIMELENDING	0	0	19	2,950,379	16	4,469,778	0	0	35	0.8	7,420,157	0.7
PEOPLES STATE BANK	39	1,819,041	101	13,001,006	108	33,594,298	8	10,191,693	256	6.2	58,606,038	5.2
QUICKEN LOANS	6	430700	121	17,347,441	94	26,345,913	0	0	221	5.3	44,124,054	3.9
REGIONS BANK	7	182,838	1	149881	1	249000	1	2665000	10	0.2	3,246,719	0.3
REGIONS MORTGAGE	1	60000	11	1,448,082	7	2,422,050	1	607500	20	0.5	4,537,632	0.4
RUOFF MORTGAGE	11	682725	249	36,829,272	330	99,738,489	0	0	590	14.3	137,250,486	12.1
UNITED STATES OF AMERICA	0	0	0	0	4	913434	0	0	4	0.1	913434	0.1
UNION SAVINGS BANK	5	217550	36	5,282,509	19	5717100	0	0	60	1.5	11,217,159	1.0
WELLS FARGO BANK	0	0	17	2,097,224	13	4,127,700	1	720000	31	0.7	6,944,924	0.6
All Others	123	3,425,715	391	54,654,996	420	126,284,434	37	213,372,860	971	23.5	397,738,005	35.0
TOTALS	512	20,552,640	1763	247,565,602	1729	526,872,475	130	342,143,034	4134	100	1,137,133,751	100

**Residential and commercial mortgages
filed in Monroe County during August 2021.**

Dollars - August 2021

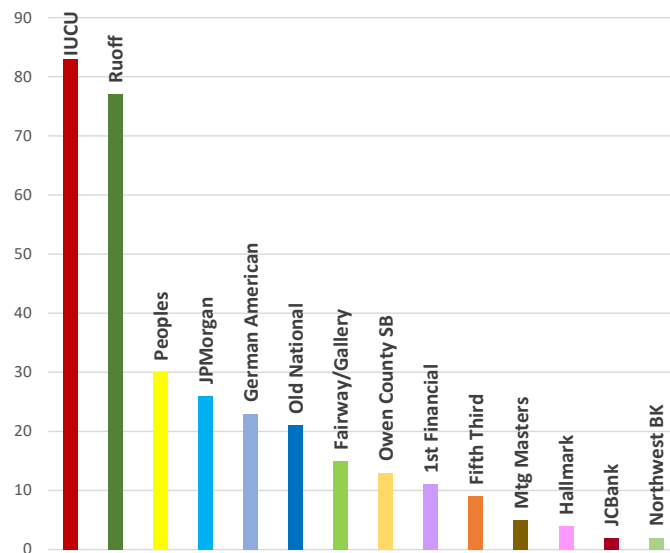


Ruoff	\$19,171,819
IUCU	\$10,939,397
1st Financial	\$8,025,500
Peoples	\$7,519,046
German American	\$6,036,209
JPMorgan	\$5,494,075
Owen Co SB	\$4,390,405
Old National	\$4,200,841
Fairway/Gallery	\$3,106,862
Fifth Third	\$1,253,615
Mtg Masters	\$1,189,436
JCBank	\$1,145,000
Hallmark	\$947,573
Northwest Bk	\$183,302

Note - Charts & tables do not include re-recordings or modifications.

Transactions - August 2021

IUCU	83
Ruoff	77
Peoples	30
JPMorgan	26
German American	23
Old National	21
Fairway/Gallery	15
Owen Co SB	13
1st Financial	11
Fifth Third	9
Mtg Masters	5
Hallmark	4
JCBank	2
Northwest Bk	2



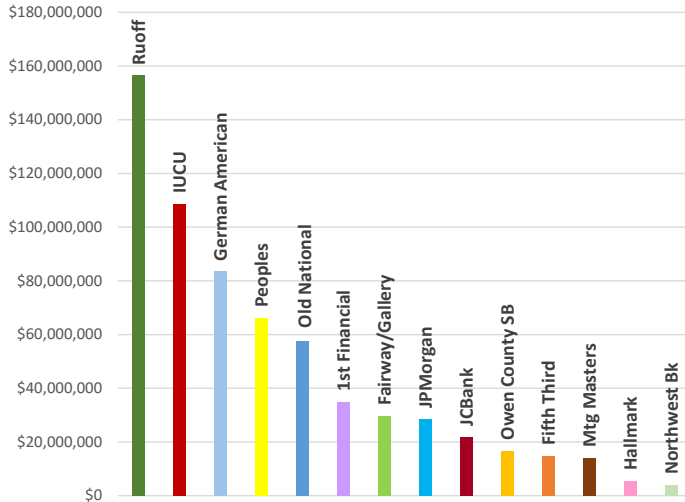
Mortgage Report covering all mortgages on Monroe County property, both residential and commercial, filed with the Monroe County Recorder during the month of August 2021.

Lender	0 to \$49,999		\$50,000 to \$199,999		\$200,000-\$499,999		\$500,000 & up		Total		Total	
	Docs	Amount	Docs	Amount	Docs	Amount	Docs	Amount	Docs	%	Amount	%
AMERICAN MTG SERVICE	0	0	5	789,445	6	1,854,743	0	0	11	1.9	2,644,188	1.1
BAXTER CREDIT UNION	2	90,000	2	340,000	1	242,500	1	604,000	6	1	1,276,500	0.5
BEDFORD FSB	0	0	0	0	4	1,168,500	0	0	4	0.7	1,168,500	0.5
BANK OF AMERICA	0	0	0	0	0	0	0	0	0	0	0	0
CRANE CREDIT UNION	0	0	1	193,052	0	0	0	0	1	0.2	193,052	0.1
FARM CREDIT MID AMERICA	0	0	2	224,611	0	0	0	0	2	0.3	224,611	0.1
FIRST FINANCIAL BANK	1	40,000	5	528,500	2	470,000	3	6,987,000	11	1.9	8,025,500	3.4
FREEDOM HOME MORTGAGE	0	0	6	833,377	8	2,034,951	0	0	14	2.4	2,868,328	1.2
FARMERS AND MECHANICS	0	0	0	0	0	0	0	0	0	0	0	0
FIFTH THIRD BANK	1	39,150	6	723,065	2	491,400	0	0	9	1.6	1,253,615	0.5
FAIRWAY/GALLERY	0	0	7	1,100,962	8	2,005,900	0	0	15	2.6	3,106,862	1.3
GERMAN AMERICAN BANCORP	1	20,000	9	1,105,926	11	3,288,716	2	1,621,567	23	4	6,036,209	2.5
HOOSIER HILLS CREDIT UNION	0	0	4	359,100	1	220,500	0	0	5	0.9	579,600	0.2
HALLMARK HOME MTG	0	0	2	279,870	2	667,703	0	0	4	0.7	947,573	0.4
INDIANA UNIVERSITY CU	16	431,000	54	6,554,097	12	3,117,300	1	837,000	83	14.4	10,939,397	4.6
JACKSON COUNTY BANK	0	0	1	170,000	0	0	1	975,000	2	0.3	1,145,000	0.5
JPMORGAN CHASE BANK	1	45,000	14	1,817,675	10	2,905,400	1	726,000	26	4.5	5,494,075	2.3
LOANDEPOT.COM	0	0	3	484,300	3	778,500	0	0	6	1	1,262,800	0.5
MORTGAGE MASTERS	0	0	1	141,000	4	1,048,436	0	0	5	0.9	1,189,436	0.5
NORTHWEST BANK	0	0	2	183,302	0	0	0	0	2	0.3	183,302	0.1
OWEN COUNTY STATE BANK	1	46,500	5	801,500	5	1,438,405	2	2,104,000	13	2.3	4,390,405	1.8
OLD NATIONAL BANK	3	80,000	12	1,369,988	4	1,170,233	2	1,580,620	21	3.6	4,200,841	1.8
PRIMELENDING	0	0	3	515,700	1	332,000	0	0	4	0.7	847,700	0.4
PEOPLES STATE BANK	1	30,000	15	2,106,596	12	4,254,200	2	1,128,250	30	5.2	7,519,046	3.1
QUICKEN LOANS	0	0	3	370,545	4	1,032,399	0	0	7	1.2	1,402,944	0.6
REGIONS BANK	0	0	0	0	0	0	0	0	0	0	0	0
ROCKET MORTGAGE	0	0	16	2,532,963	10	2,697,000	0	0	26	4.5	5,229,963	2.2
REGIONS MORTGAGE	0	0	1	172,000	0	0	0	0	1	0.2	172,000	0.1
RUOFF MORTGAGE	0	0	30	4,438,400	45	13,501,919	2	1,231,500	77	13.4	19,171,819	8
UNITED STATES OF AMERICA	1	36,200	1	100,000	0	0	0	0	2	0.3	136,200	0.1
UNION SAVINGS BANK	0	0	4	390,900	1	220,700	0	0	5	0.9	611,600	0.3
WELLS FARGO BANK	0	0	0	0	2	489,000	0	0	2	0.3	489,000	0.2
All Others	22	367,672	62	8,725,271	59	16,889,070	16	120,313,257	159	27.6	146,295,270	61.2

TOTALS	50	1,225,522	276	37,352,145	217	62,319,475	33	138,108,194	576	100	239,005,336	100
--------	----	-----------	-----	------------	-----	------------	----	-------------	-----	-----	-------------	-----

**Residential and commercial mortgages
filed in Monroe County during 2021.**

Dollars - Year-to-Date through August 2021

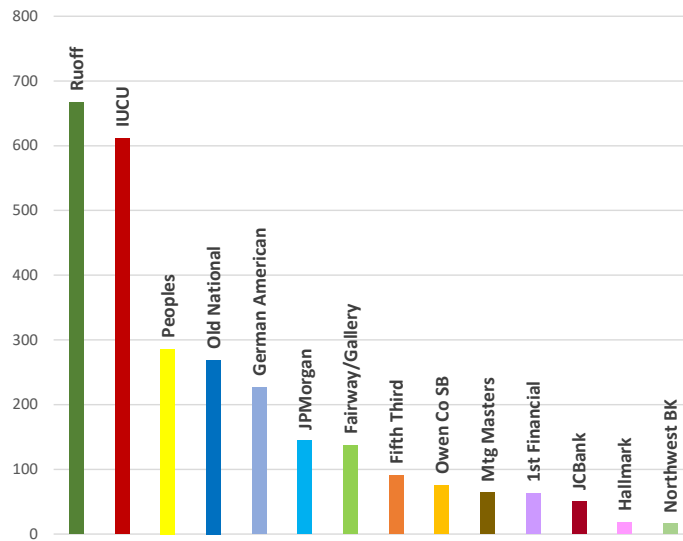


Ruoff	\$156,422,305
IUCU	\$108,628,788
German American	\$83,471,116
Peoples	\$66,125,084
Old National	\$57,549,499
1st Financial	\$34,946,059
Fairway/Gallery	\$29,582,095
JPMorgan	\$28,493,901
JCBank	\$21,959,923
Owen Co SB	\$16,652,761
Fifth Third	\$14,641,782
Mtg Masters	\$14,017,356
Hallmark	\$5,380,880
Northwest Bk	\$3,907,162

Note - Charts & tables do not include re-recordings or modifications.

Transactions - Year-to-Date through August 2021

Ruoff	667
IUCU	611
Peoples	286
Old National	269
German American	227
JPMorgan	144
Fairway/Gallery	137
Fifth Third	91
Owen Co SB	75
Mtg Masters	64
1st Financial	63
JCBank	50
Hallmark	18
Northwest Bk	16



Mortgage Report covering all mortgages on Monroe County property, both residential and commercial, filed with the Monroe County Recorder during 2021.

Lender	0 to \$49,999		\$50,000 to \$199,999		\$200,000-\$499,999		\$500,000 & up		Total		Total	
	Docs	Amount	Docs	Amount	Docs	Amount	Docs	Amount	Docs	%	Amount	%
AMERICAN MTG SERVICE	0	0	47	7,321,801	57	17,866,927	6	3,283,080	110	2.3	28,471,808	2.1
BAXTER CREDIT UNION	2	90000	13	1,792,395	8	2,107,100	5	2,935,670	28	0.6	6,925,165	0.5
BEDFORD FSB	1	15,000	2	216,500	16	4,861,000	3	1,866,000	22	0.5	6,958,500	0.5
BANK OF AMERICA	1	0	3	485,300	2	639,800	2	1,572,800	8	0.2	2,697,900	0.2
CRANE FEDERAL CREDIT UNION	0	0	13	1,492,602	3	1,096,950	2	1,884,042	18	0.4	4,473,594	0.3
FARM CREDIT MID AMERICA	2	45270	12	1,224,403	8	2,739,503	1	595,000	23	0.5	4,604,176	0.3
FIRST FINANCIAL BANK	4	120,548	27	3,073,254	21	5,893,115	11	25,859,142	63	1.3	34,946,059	2.5
FREEDOM HOME MORTGAGE	0	0	74	10,596,401	42	11,870,089	2	1,025,131	118	2.5	23,491,621	1.7
FARMERS AND MECHANICS	0	0	10	1,233,250	10	2,849,779	3	1,920,375	23	0.5	6,003,404	0.4
FIFTH THIRD BANK	11	282,324	52	6,117,949	27	7,673,509	1	568,000	91	1.9	14,641,782	1.1
FAIR WAY LENDING (GALLERY MTG)	0	0	69	10,441,959	67	18,591,886	1	548250	137	2.9	29,582,095	2.1
GERMAN AMERICAN BANCORP	28	615,130	87	10,594,716	79	24,098,831	33	48,162,439	227	4.8	83,471,116	6.1
HOOSIER HILLS CREDIT UNION	3	92,000	15	1,744,900	17	4,964,750	2	1,288,000	37	0.8	8,089,650	0.6
HALLMARK HOME MTG	0	0	5	811,120	10	3,007,031	3	1,562,729	18	0.4	5,380,880	0.4
INDIANA UNIVERSITY CREDIT UNION	111	3,227,070	326	39,706,443	147	41,944,915	27	23,750,360	611	13.0	108,628,788	7.9
JACKSON COUNTY BANK	4	77,900	23	3,005,750	15	4,343,235	8	14,533,038	50	1.1	21,959,923	1.6
JPMORGAN CHASE BANK	3	139,161	80	9,887,224	59	17,201,516	2	1,266,000	144	3.1	28,493,901	2.1
LOANDEPOTCOM	0	0	21	3,137,230	25	7,632,667	1	547900	47	1.0	11,317,797	0.8
MORTGAGE MASTERS	0	0	38	5,821,333	25	7,647,773	1	548,250	64	1.4	14,017,356	1.0
NORTHWEST BANK	1	0	7	593,302	6	2,016,100	2	1297760	16	0.3	3,907,162	0.3
OWEN COUNTY STATE BANK	8	246,300	35	4,805,261	28	8,301,200	4	3,300,000	75	1.6	16,652,761	1.2
OLD NATIONAL BANK	18	541,809	148	16,734,698	83	25,078,150	20	15,194,842	269	5.7	57,549,499	4.2
PRIMELENDING	0	0	22	3,466,079	17	4,801,778	0	0	39	0.8	8,267,857	0.6
PEOPLES STATE BANK	20	646,141	136	16,310,502	115	35,200,998	15	13,967,443	286	6.1	66,125,084	4.8
QUICKEN LOANS	0	0	130	18,148,686	97	26,840,712	1	537,600	228	4.8	45,526,998	3.3
REGIONS BANK	6	112,438	2	220,281	1	249,000	1	2665000	10	0.2	3,246,719	0.2
ROCKET MORTGAGE	0	0	16	2,532,963	10	2,697,000	0	0	26	0.6	5,229,963	0.4
REGIONS MORTGAGE	0	0	13	1,680,082	7	2,422,050	1	607500	21	0.4	4,709,632	0.3
RUOFF MORTGAGE	1	47,000	289	41,903,397	363	106,867,633	14	7,604,275	667	14.2	156,422,305	11.4
UNITED STATES OF AMERICA	1	36200	1	100000	4	913,434	0	0	6	0.1	1,049,634	0.1
UNION SAVINGS BANK	4	145,000	41	5,745,959	17	4,412,300	3	1,525,500	65	1.4	11,828,759	0.9
WELLS FARGO BANK	0	0	17	2,097,224	13	3,520,200	3	1,816,500	33	0.7	7,433,924	0.5
All Others	115	1,950,427	483	65,223,227	460	133,164,563	72	343,695,058	1130	24.0	544,033,275	39.5
TOTALS	344	8,429,718	2257	298,266,191	1859	543,515,494	250	525,927,684	4710	100	1,376,139,087	100



People who care. Service you trust.

Mortgage Report covering all mortgages on Monre County property, both residential and commercial, filed with the Monroe County Recorder during the month of August 2021.

Lender	0 to \$75,000		\$75,001 to \$199,999		\$200,000-\$548,250		\$548,251 & up		Total		Total	%
	Docs	Amount	Docs	Amount	Docs	Amount	Docs	Amount	Docs	%	Amount	%
AMERICAN MTG SERVICE	0	0	5	789,445	6	1,854,743	0	0	11	1.9	2,644,188	1.1
BAXTER CREDIT UNION	2	90,000	2	340,000	1	242,500	1	604,000	6	1	1,276,500	0.5
BEDFORD FSB	0	0	0	0	4	1,168,500	0	0	4	0.7	1,168,500	0.5
BANK OF AMERICA	0	0	0	0	0	0	0	0	0	0	0	0
CRANE CREDIT UNION	0	0	1	193,052	0	0	0	0	1	0.2	193,052	0.1
FARM CREDIT MID AMERICA	1	64,480	1	160,131	0	0	0	0	2	0.3	224,611	0.1
FIRST FINANCIAL BANK	3	165,000	3	403,500	2	470,000	3	6,987,000	11	1.9	8,025,500	3.4
FREEDOM HOME MORTGAGE	0	0	6	833,377	8	2,034,951	0	0	14	2.4	2,868,328	1.2
FARMERS AND MECHANICS	0	0	0	0	0	0	0	0	0	0	0	0
FIFTH THIRD BANK	1	39,150	6	723,065	2	491,400	0	0	9	1.6	1,253,615	0.5
FAIRWAY/GALLERY	1	59,000	6	1,041,962	8	2,005,900	0	0	15	2.6	3,106,862	1.3
GERMAN AMERICAN BANCORP	4	230,000	6	895,926	12	3,813,716	1	1,096,567	23	4	6,036,209	2.5
HOOSIER HILLS CREDIT UNION	0	0	4	359,100	1	220,500	0	0	5	0.9	579,600	0.2
HALLMARK HOME MTG	0	0	2	279,870	2	667,703	0	0	4	0.7	947,573	0.4
INDIANA UNIVERSITY CU	27	1,149,600	43	5,835,497	12	3,117,300	1	837,000	83	14.4	10,939,397	4.6
JACKSON COUNTY BANK	0	0	1	170,000	0	0	1	975,000	2	0.3	1,145,000	0.5
JPMORGAN CHASE BANK	1	45,000	14	1,817,675	10	2,905,400	1	726,000	26	4.5	5,494,075	2.3
LOANDEPOT.COM	0	0	3	484,300	3	778,500	0	0	6	1	1,262,800	0.5
MORTGAGE MASTERS	0	0	1	141,000	4	1,048,436	0	0	5	0.9	1,189,436	0.5
NORTHWEST BANK	1	66,200	1	117,102	0	0	0	0	2	0.3	183,302	0.1
OWEN COUNTY STATE BANK	1	46,500	5	801,500	6	1,942,405	1	1,600,000	13	2.3	4,390,405	1.8
OLD NATIONAL BANK	6	267,717	9	1,182,271	5	1,690,233	1	1,060,620	21	3.6	4,200,841	1.8
PRIMELENDING	0	0	3	515,700	1	332,000	0	0	4	0.7	847,700	0.4
PEOPLES STATE BANK	2	93,200	14	2,043,396	13	4,802,450	1	580,000	30	5.2	7,519,046	3.1
QUICKEN LOANS	0	0	3	370,545	4	1,032,399	0	0	7	1.2	1,402,944	0.6
REGIONS BANK	0	0	0	0	0	0	0	0	0	0	0	0
ROCKET MORTGAGE	0	0	16	2,532,963	10	2,697,000	0	0	26	4.5	5,229,963	2.2
REGIONS MORTGAGE	0	0	1	172,000	0	0	0	0	1	0.2	172,000	0.1
RUOFF MORTGAGE	0	0	30	4,438,400	46	14,019,419	1	714,000	77	13.4	19,171,819	8
UNITED STATES OF AMERICA	1	36,200	1	100,000	0	0	0	0	2	0.3	136,200	0.1
UNION SAVINGS BANK	1	61,500	3	329,400	1	220,700	0	0	5	0.9	611,600	0.3
WELLS FARGO BANK	0	0	0	0	2	489,000	0	0	2	0.3	489,000	0.2
All Others	26	612,698	58	8,480,245	63	19,016,570	12	118,185,757	159	27.6	146,295,270	61.2

TOTALS	78	3,026,245	248	35,551,422	226	67,061,725	24	133,365,944	576	100	239,005,336	100
--------	----	-----------	-----	------------	-----	------------	----	-------------	-----	-----	-------------	-----



Mortgage Report covering all mortgages on Monre County property, both residential and commercial, filed with the Monroe County Recorder during 2021.

Lender	0 to \$75,000		\$75,001 to \$199,999		\$200,000-\$548,250		\$548,251 & up		Total		Total	
	Docs	Amount	Docs	Amount	Docs	Amount	Docs	Amount	Docs	%	Amount	%
AMERICAN MTG SERVICE	0	0	47	7,321,801	62	20,512,507	1	637500	110	2.3	28,471,808	2.1
BAXTER CREDIT UNION	4	209,500	11	1,672,895	10	3,159,270	3	1883500	28	0.6	6,925,165	0.5
BEDFORD FSB	2	65000	1	166500	17	5,367,000	2	1,360,000	22	0.5	6,958,500	0.5
BANK OF AMERICA	1	0	3	485300	2	639800	2	1,572,800	8	0.2	2,697,900	0.2
CRANE CREDIT UNION	2	124,000	11	1,368,602	3	1096950	2	1884042	18	0.4	4,473,594	0.3
FARM CREDIT MID AMERICA	7	343,198	7	926475	8	2739503	1	595000	23	0.5	4,604,176	0.3
FIRST FINANCIAL BANK	11	542,298	20	2,651,504	22	6,399,615	10	25,352,642	63	1.3	34,946,059	2.5
FREEDOM HOME MORTGAGE	1	73,274	73	10,523,127	44	12895220	0	0	118	2.5	23,491,621	1.7
FARMERS AND MECHANICS	1	66000	9	1,167,250	11	3,349,779	2	1420375	23	0.5	6,003,404	0.4
FIFTH THIRD BANK	16	612,224	47	5,788,049	27	7,673,509	1	568000	91	1.9	14,641,782	1.1
FAIRWAY/GALLERY	2	131653	67	10,310,306	68	19,140,136	0	0	137	2.9	29,582,095	2.1
GERMAN AMERICAN BANCORP	48	1,889,855	67	9,319,991	89	29,292,931	23	42,968,339	227	4.8	83,471,116	6.1
HOOSIER HILLS CREDIT UNION	6	292,000	12	1,544,900	18	5,484,750	1	768000	37	0.8	8,089,650	0.6
HALLMARK HOME MTG	0	0	5	811120	13	4,569,760	0	0	18	0.4	5,380,880	0.4
INDIANA UNIVERSITY CU	181	7,422,059	256	35,511,454	157	47,126,695	17	18,568,580	611	13.0	108,628,788	7.9
JACKSON COUNTY BANK	8	326,650	19	2,757,000	16	4,853,635	7	14022638	50	1.1	21,959,923	1.6
JPMORGAN CHASE BANK	10	602166	73	9,424,219	60	17,741,516	1	726000	144	3.1	28,493,901	2.1
LOANDEPOT.COM	0	0	21	3,137,230	26	8,180,567	0	0	47	1.0	11,317,797	0.8
MORTGAGE MASTERS	1	61000	37	5,760,333	26	8,196,023	0	0	64	1.4	14,017,356	1.0
NORTHWEST BANK	4	206,200	4	387102	7	2564100	1	749,760	16	0.3	3,907,162	0.3
OWEN COUNTY STATE BANK	10	390,600	33	4,660,961	30	9,305,200	2	2296000	75	1.6	16,652,761	1.2
OLD NATIONAL BANK	53	2,599,041	113	14,677,466	87	27,174,000	16	13,098,992	269	5.7	57,549,499	4.2
PRIMELENDING	0	0	22	3,466,079	17	4,801,778	0	0	39	0.8	8,267,857	0.6
PEOPLES STATE BANK	41	1,912,241	115	15,044,402	121	38,396,748	9	10,771,693	286	6.1	66,125,084	4.8
QUICKEN LOANS	6	430700	124	17,717,986	98	27,378,312	0	0	228	4.8	45,526,998	3.3
REGIONS BANK	7	182,838	1	149881	1	249000	1	2665000	10	0.2	3,246,719	0.2
ROCKET MORTGAGE	0	0	16	2532963	10	2697000	0	0	26	0.6	5,229,963	0.4
REGIONS MORTGAGE	1	60000	12	1,620,082	7	2,422,050	1	607500	21	0.4	4,709,632	0.3
RUOFF MORTGAGE	11	682725	279	41,267,672	376	113,757,908	1	714000	667	14.2	156,422,305	11.4
UNITED STATES OF AMERICA	1	36200	1	100000	4	913434	0	0	6	0.1	1049634	0.1
UNION SAVINGS BANK	6	279050	39	5,611,909	20	5937800	0	0	65	1.4	11,828,759	0.9
WELLS FARGO BANK	0	0	17	2,097,224	15	4,616,700	1	720000	33	0.7	7,433,924	0.5
All Others	149	4,038,413	449	63,135,241	483	145,301,004	49	331,558,617	1130	24.0	544,033,275	39.5
TOTALS	590	23,578,885	2011	283,117,024	1955	593,934,200	154	475,508,978	4710	100	1,376,139,087	100