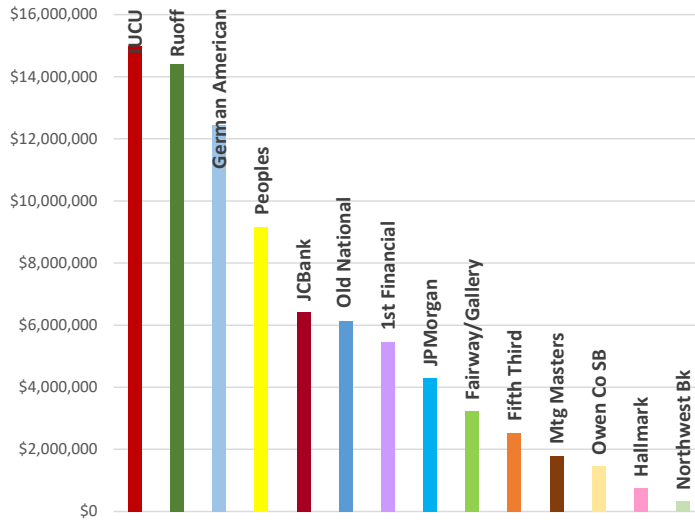


**Residential and commercial mortgages  
filed in Monroe County during September 2021.**

**Dollars - September 2021**

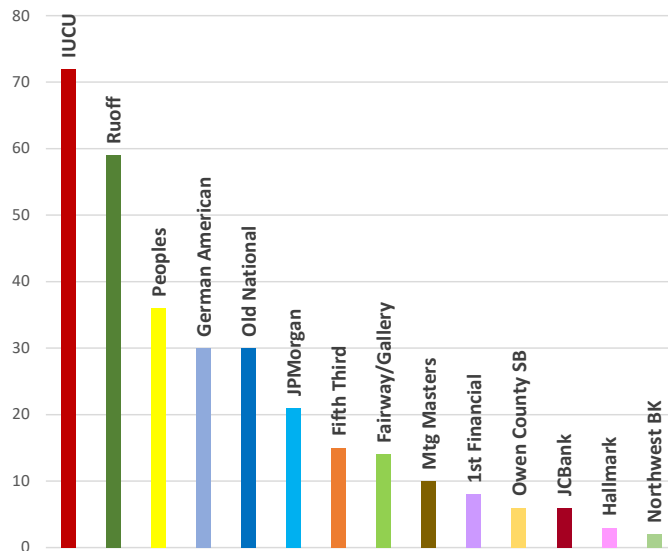


<b>IUCU</b>	<b>\$15,005,175</b>
<b>Ruoff</b>	<b>\$14,399,827</b>
<b>German American</b>	<b>\$12,445,363</b>
<b>Peoples</b>	<b>\$9,173,362</b>
<b>JCBank</b>	<b>\$6,412,315</b>
<b>Old National</b>	<b>\$6,133,517</b>
<b>1st Financial</b>	<b>\$5,469,000</b>
<b>JPMorgan</b>	<b>\$4,297,889</b>
<b>Fairway/Gallery</b>	<b>\$3,226,618</b>
<b>Fifth Third</b>	<b>\$2,543,000</b>
<b>Mtg Masters</b>	<b>\$1,799,478</b>
<b>Owen Co SB</b>	<b>\$1,458,500</b>
<b>Hallmark</b>	<b>\$754,160</b>
<b>Northwest Bk</b>	<b>\$323,000</b>

Note - Charts & tables do not include re-recordings or modifications.

**Transactions - September 2021**

<b>IUCU</b>	<b>72</b>
<b>Ruoff</b>	<b>59</b>
<b>Peoples</b>	<b>36</b>
<b>German American</b>	<b>30</b>
<b>Old National</b>	<b>30</b>
<b>JPMorgan</b>	<b>21</b>
<b>Fifth Third</b>	<b>15</b>
<b>Fairway/Gallery</b>	<b>14</b>
<b>Mtg Masters</b>	<b>10</b>
<b>1st Financial</b>	<b>8</b>
<b>Owen Co SB</b>	<b>6</b>
<b>JCBank</b>	<b>6</b>
<b>Hallmark</b>	<b>3</b>
<b>Northwest Bk</b>	<b>2</b>





People who care. Service you trust.

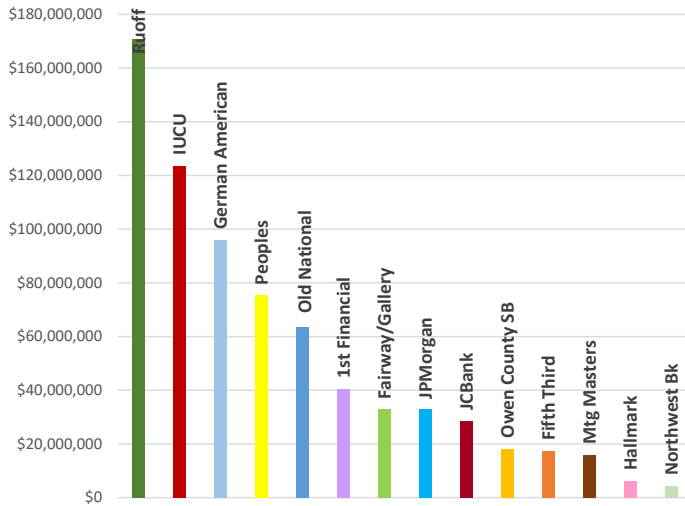
Mortgage Report covering all mortgages on Monre County property, both residential and commercial, filed with the Monroe County Recorder during the month of September 2021.

Lender	0 to \$49,999		\$50,000 to \$199,999		\$200,000-\$499,999		\$500,000 & up		Total		Total	
	Docs	Amount	Docs	Amount	Docs	Amount	Docs	Amount	Docs	%	Amount	%
AMERICAN MTG SERVICE	0	0	6	983,307	7	1,835,878	0	0	13	2.4	2,819,185	1.6
BAXTER CREDIT UNION	0	0	3	392,500	1	264,000	0	0	4	0.7	656,500	0.4
BEDFORD FSB	1	25,000	1	60,700	2	580,000	0	0	4	0.7	665,700	0.4
BANK OF AMERICA	0	0	0	0	1	380,000	1	512,000	2	0.4	892,000	0.5
CRANE CREDIT UNION	0	0	3	245,000	0	0	0	0	3	0.5	245,000	0.1
FARM CREDIT MID AMERICA	0	0	3	311,128	1	327,250	0	0	4	0.7	638,378	0.4
FIRST FINANCIAL BANK	2	0	0	0	2	485,000	4	4,984,000	8	1.5	5,469,000	3.2
FREEDOM HOME MORTGAGE	0	0	10	1,200,456	4	1,151,430	0	0	14	2.6	2,351,886	1.4
FARMERS AND MECHANICS	0	0	2	310,000	1	210,000	0	0	3	0.5	520,000	0.3
FIFTH THIRD BANK	4	77,000	6	830,000	5	1,636,000	0	0	15	2.7	2,543,000	1.5
FAIRWAY/GALLERY	0	0	8	1,241,765	4	915,854	2	1,068,999	14	2.6	3,226,618	1.9
GERMAN AMERICAN BANCORP	2	61,000	11	1,367,300	9	2,662,330	8	8,354,733	30	5.5	12,445,363	7.3
HOOSIER HILLS CREDIT UNION	0	0	5	561,000	2	498,000	0	0	7	1.3	1,059,000	0.6
HALLMARK HOME MTG	0	0	1	163,552	2	590,608	0	0	3	0.5	754,160	0.4
INDIANA UNIVERSITY CU	15	438,500	29	3,708,005	23	6,529,970	5	4,328,700	72	13.2	15,005,175	8.8
JACKSON COUNTY BANK	1	33,048	1	180,000	2	831,000	2	5,368,267	6	1.1	6,412,315	3.7
JPMORGAN CHASE BANK	1	40,271	9	1,238,448	11	3,019,170	0	0	21	3.8	4,297,889	2.5
LOANDEPOT.COM	0	0	0	0	1	252,000	0	0	1	0.2	252,000	0.1
MORTGAGE MASTERS	0	0	6	893,878	4	905,600	0	0	10	1.8	1,799,478	1
NORTHWEST BANK	0	0	1	120,000	1	203,000	0	0	2	0.4	323,000	0.2
OWEN COUNTY STATE BANK	1	46,000	3	338,500	1	332,000	1	742,000	6	1.1	1,458,500	0.9
OLD NATIONAL BANK	3	122,356	17	2,057,154	8	2,556,207	2	1,397,800	30	5.5	6,133,517	3.6
PRIMELENDING	0	0	3	442,000	2	755,620	0	0	5	0.9	1,197,620	0.7
PEOPLES STATE BANK	2	65,521	16	1,922,500	14	4,901,845	4	2,283,496	36	6.6	9,173,362	5.4
QUICKEN LOANS	0	0	0	0	0	0	0	0	0	0	0	0
REGIONS BANK	1	25,000	1	140,000	0	0	0	0	2	0.4	165,000	0.1
ROCKET MORTGAGE	0	0	17	2,725,519	11	3,032,360	0	0	28	5.1	5,757,879	3.4
REGIONS MORTGAGE	0	0	0	0	0	0	0	0	0	0	0	0
RUOFF MORTGAGE	0	0	24	3,487,258	33	9,842,969	2	1,069,600	59	10.8	14,399,827	8.4
UNITED STATES OF AMERICA	0	0	0	0	1	227,000	0	0	1	0.2	227,000	0.1
UNION SAVINGS BANK	0	0	7	858,450	2	571,000	0	0	9	1.6	1,429,450	0.8
WELLS FARGO BANK	0	0	1	168,750	1	305,000	1	507,000	3	0.5	980,750	0.6
All Others	8	147,517	56	7,482,716	57	16,749,440	10	43,741,598	131	24	68,121,271	39.7

TOTALS	41	1,081,213	250	33,429,886	213	62,550,531	42	74,358,193	546	100	171,419,823	100
--------	----	-----------	-----	------------	-----	------------	----	------------	-----	-----	-------------	-----

**Residential and commercial mortgages  
filed in Monroe County during 2021.**

**Dollars - Year-to-Date through September 2021**

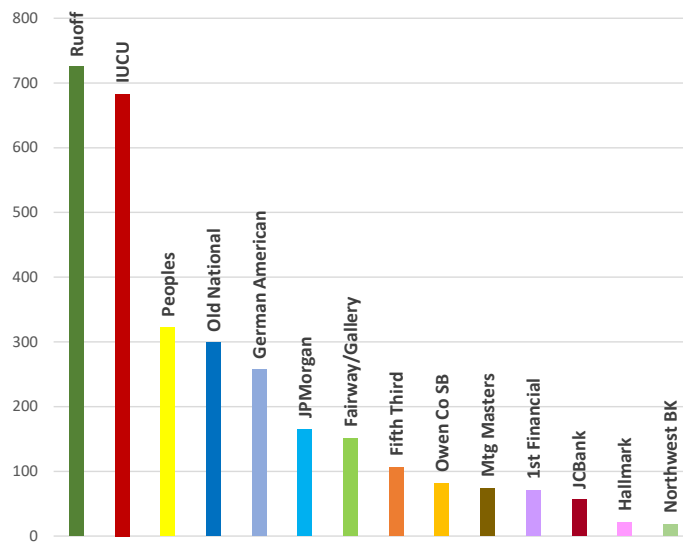


<b>Ruoff</b>	<b>\$170,822,132</b>
<b>IUCU</b>	<b>\$123,633,963</b>
<b>German American</b>	<b>\$95,916,479</b>
<b>Peoples</b>	<b>\$75,298,446</b>
<b>Old National</b>	<b>\$63,683,016</b>
<b>1st Financial</b>	<b>\$40,415,059</b>
<b>Fairway/Gallery</b>	<b>\$32,808,713</b>
<b>JPMorgan</b>	<b>\$32,791,790</b>
<b>JCBank</b>	<b>\$28,372,238</b>
<b>Owen Co SB</b>	<b>\$18,111,261</b>
<b>Fifth Third</b>	<b>\$17,184,782</b>
<b>Mtg Masters</b>	<b>\$15,816,834</b>
<b>Hallmark</b>	<b>\$6,135,040</b>
<b>Northwest Bk</b>	<b>\$4,230,162</b>

Note - Charts & tables do not include re-recordings or modifications.

**Transactions - Year-to-Date through September 2021**

<b>Ruoff</b>	<b>726</b>
<b>IUCU</b>	<b>683</b>
<b>Peoples</b>	<b>322</b>
<b>Old National</b>	<b>299</b>
<b>German American</b>	<b>257</b>
<b>JPMorgan</b>	<b>165</b>
<b>Fairway/Gallery</b>	<b>151</b>
<b>Fifth Third</b>	<b>106</b>
<b>Owen Co SB</b>	<b>81</b>
<b>Mtg Masters</b>	<b>74</b>
<b>1st Financial</b>	<b>71</b>
<b>JCBank</b>	<b>56</b>
<b>Hallmark</b>	<b>21</b>
<b>Northwest Bk</b>	<b>18</b>



Mortgage Report covering all mortgages on Monroe County property, both residential and commercial, filed with the Monroe County Recorder during 2021.

Lender	0 to \$49,999		\$50,000 to \$199,999		\$200,000-\$499,999		\$500,000 & up		Total		Total	
	Docs	Amount	Docs	Amount	Docs	Amount	Docs	Amount	Docs	%	Amount	%
AMERICAN MTG SERVICE	0	0	53	8,305,108	64	19,702,805	6	3,283,080	123	2.3	31,290,993	2.0
BAXTER CREDIT UNION	2	90000	16	2,184,895	9	2,371,100	5	2,935,670	32	0.6	7,581,665	0.5
BEDFORD FSB	2	40,000	3	277,200	18	5,441,000	3	1,866,000	26	0.5	7,624,200	0.5
BANK OF AMERICA	1	0	3	485,300	3	1,019,800	3	2,084,800	10	0.2	3,589,900	0.2
CRANE FEDERAL CREDIT UNION	0	0	16	1,737,602	3	1,096,950	2	1,884,042	21	0.4	4,718,594	0.3
FARM CREDIT MID AMERICA	2	45270	15	1,535,531	9	3,066,753	1	595,000	27	0.5	5,242,554	0.3
FIRST FINANCIAL BANK	6	120,548	27	3,073,254	23	6,378,115	15	30,843,142	71	1.4	40,415,059	2.6
FREEDOM HOME MORTGAGE	0	0	84	11,796,857	46	13,021,519	2	1,025,131	132	2.5	25,843,507	1.7
FARMERS AND MECHANICS	0	0	12	1,543,250	11	3,059,779	3	1,920,375	26	0.5	6,523,404	0.4
FIFTH THIRD BANK	15	359,324	58	6,947,949	32	9,309,509	1	568,000	106	2.0	17,184,782	1.1
FAIR WAY LENDING (GALLERY MTG)	0	0	77	11,683,724	71	19,507,740	3	1617249	151	2.9	32,808,713	2.1
GERMAN AMERICAN BANCORP	30	676,130	98	11,962,016	88	26,761,161	41	56,517,172	257	4.9	95,916,479	6.2
HOOSIER HILLS CREDIT UNION	3	92,000	20	2,305,900	19	5,462,750	2	1,288,000	44	0.8	9,148,650	0.6
HALLMARK HOME MTG	0	0	6	974,672	12	3,597,639	3	1,562,729	21	0.4	6,135,040	0.4
INDIANA UNIVERSITY CREDIT UNION	126	3,665,570	355	43,414,448	170	48,474,885	32	28,079,060	683	13.0	123,633,963	8.0
JACKSON COUNTY BANK	5	110,948	24	3,185,750	17	5,174,235	10	19,901,305	56	1.1	28,372,238	1.8
JPMORGAN CHASE BANK	4	179,432	89	11,125,672	70	20,220,686	2	1,266,000	165	3.1	32,791,790	2.1
LOANDEPOTCOM	0	0	21	3,137,230	26	7,884,667	1	547900	48	0.9	11,569,797	0.7
MORTGAGE MASTERS	0	0	44	6,715,211	29	8,553,373	1	548,250	74	1.4	15,816,834	1.0
NORTHWEST BANK	1	0	8	713,302	7	2,219,100	2	1297760	18	0.3	4,230,162	0.3
OWEN COUNTY STATE BANK	9	292,300	38	5,143,761	29	8,633,200	5	4,042,000	81	1.5	18,111,261	1.2
OLD NATIONAL BANK	21	664,165	165	18,791,852	91	27,634,357	22	16,592,642	299	5.7	63,683,016	4.1
PRIMELENDING	0	0	25	3,908,079	19	5,557,398	0	0	44	0.8	9,465,477	0.6
PEOPLES STATE BANK	22	711,662	152	18,233,002	129	40,102,843	19	16,250,939	322	6.1	75,298,446	4.9
QUICKEN LOANS	0	0	130	18,148,686	97	26,840,712	1	537,600	228	4.3	45,526,998	2.9
REGIONS BANK	7	137,438	3	360,281	1	249,000	1	2665000	12	0.2	3,411,719	0.2
ROCKET MORTGAGE	0	0	33	5,258,482	21	5,729,360	0	0	54	1.0	10,987,842	0.7
REGIONS MORTGAGE	0	0	13	1,680,082	7	2,422,050	1	607500	21	0.4	4,709,632	0.3
RUOFF MORTGAGE	1	47,000	313	45,390,655	396	116,710,602	16	8,673,875	726	13.8	170,822,132	11.0
UNITED STATES OF AMERICA	1	36200	1	100000	5	1,140,434	0	0	7	0.1	1,276,634	0.1
UNION SAVINGS BANK	4	145,000	48	6,604,409	19	4,983,300	3	1,525,500	74	1.4	13,258,209	0.9
WELLS FARGO BANK	0	0	18	2,265,974	14	3,825,200	4	2,323,500	36	0.7	8,414,674	0.5
All Others	123	2,097,944	539	72,705,943	517	149,914,003	82	387,436,656	1261	24.0	612,154,546	39.6
<b>TOTALS</b>	<b>385</b>	<b>9,510,931</b>	<b>2507</b>	<b>331,696,077</b>	<b>2072</b>	<b>606,066,025</b>	<b>292</b>	<b>600,285,877</b>	<b>5256</b>	<b>100</b>	<b>1,547,558,910</b>	<b>100</b>



People who care. Service you trust.

Mortgage Report covering all mortgages on Monroe County property, both residential and commercial, filed with the Monroe County Recorder during the month of September 2021.

Lender	0 to \$75,000		\$75,001 to \$199,999		\$200,000-\$548,250		\$548,251 & up		Total		Total	%
	Docs	Amount	Docs	Amount	Docs	Amount	Docs	Amount	Docs	%	Amount	
AMERICAN MTG SERVICE	0	0	6	983,307	7	1,835,878	0	0	13	2.4	2,819,185	1.6
BAXTER CREDIT UNION	0	0	3	392,500	1	264,000	0	0	4	0.7	656,500	0.4
BEDFORD FSB	2	85,700	0	0	2	580,000	0	0	4	0.7	665,700	0.4
BANK OF AMERICA	0	0	0	0	2	892,000	0	0	2	0.4	892,000	0.5
CRANE CREDIT UNION	2	101,000	1	144,000	0	0	0	0	3	0.5	245,000	0.1
FARM CREDIT MID AMERICA	1	55,000	2	256,128	1	327,250	0	0	4	0.7	638,378	0.4
FIRST FINANCIAL BANK	2	0	0	0	2	485,000	4	4,984,000	8	1.5	5,469,000	3.2
FREEDOM HOME MORTGAGE	1	59,935	9	1,140,521	4	1,151,430	0	0	14	2.6	2,351,886	1.4
FARMERS AND MECHANICS	0	0	2	310,000	1	210,000	0	0	3	0.5	520,000	0.3
FIFTH THIRD BANK	4	77,000	6	830,000	5	1,636,000	0	0	15	2.7	2,543,000	1.5
FAIRWAY/GALLERY	0	0	8	1,241,765	6	1,984,853	0	0	14	2.6	3,226,618	1.9
GERMAN AMERICAN BANCORP	4	171,000	9	1,257,300	11	3,758,830	6	7,258,233	30	5.5	12,445,363	7.3
HOOSIER HILLS CREDIT UNION	1	70,000	4	491,000	2	498,000	0	0	7	1.3	1,059,000	0.6
HALLMARK HOME MTG	0	0	1	163,552	2	590,608	0	0	3	0.5	754,160	0.4
INDIANA UNIVERSITY CU	22	861,905	22	3,284,600	25	7,544,170	3	3,314,500	72	13.2	15,005,175	8.8
JACKSON COUNTY BANK	1	33,048	1	180,000	2	831,000	2	5,368,267	6	1.1	6,412,315	3.7
JPMORGAN CHASE BANK	1	40,271	9	1,238,448	11	3,019,170	0	0	21	3.8	4,297,889	2.5
LOANDEPOT.COM	0	0	0	0	1	252,000	0	0	1	0.2	252,000	0.1
MORTGAGE MASTERS	1	71,500	5	822,378	4	905,600	0	0	10	1.8	1,799,478	1
NORTHWEST BANK	0	0	1	120,000	1	203,000	0	0	2	0.4	323,000	0.2
OWEN COUNTY STATE BANK	1	46,000	3	338,500	1	332,000	1	742,000	6	1.1	1,458,500	0.9
OLD NATIONAL BANK	6	302,565	14	1,876,945	8	2,556,207	2	1,397,800	30	5.5	6,133,517	3.6
PRIMELENDING	0	0	3	442,000	2	755,620	0	0	5	0.9	1,197,620	0.7
PEOPLES STATE BANK	5	260,521	13	1,727,500	17	6,489,595	1	695,746	36	6.6	9,173,362	5.4
QUICKEN LOANS	0	0	0	0	0	0	0	0	0	0	0	0
REGIONS BANK	1	25,000	1	140,000	0	0	0	0	2	0.4	165,000	0.1
ROCKET MORTGAGE	0	0	17	2,725,519	11	3,032,360	0	0	28	5.1	5,757,879	3.4
REGIONS MORTGAGE	0	0	0	0	0	0	0	0	0	0	0	0
RUOFF MORTGAGE	1	60,000	23	3,427,258	35	10,912,569	0	0	59	10.8	14,399,827	8.4
UNITED STATES OF AMERICA	0	0	0	0	1	227,000	0	0	1	0.2	227,000	0.1
UNION SAVINGS BANK	0	0	7	858,450	2	571,000	0	0	9	1.6	1,429,450	0.8
WELLS FARGO BANK	0	0	1	168,750	2	812,000	0	0	3	0.5	980,750	0.6
All Others	13	463,219	51	7,167,014	61	18,852,069	6	41,638,969	131	24	68,121,271	39.7

TOTALS	69	2,783,664	222	31,727,435	230	71,509,209	25	65,399,515	546	100	171,419,823	100
--------	----	-----------	-----	------------	-----	------------	----	------------	-----	-----	-------------	-----



Mortgage Report covering all mortgages on Monre County property, both residential and commercial, filed with the Monroe County Recorder during 2021.

Lender	0 to \$75,000		\$75,001 to \$199,999		\$200,000-\$548,250		\$548,251 & up		Total		Total	
	Docs	Amount	Docs	Amount	Docs	Amount	Docs	Amount	Docs	%	Amount	%
AMERICAN MTG SERVICE	0	0	53	8,305,108	69	22,348,385	1	637500	123	2.3	31,290,993	2.0
BAXTER CREDIT UNION	4	209,500	14	2,065,395	11	3,423,270	3	1883500	32	0.6	7,581,665	0.5
BEDFORD FSB	4	150700	1	166500	19	5,947,000	2	1,360,000	26	0.5	7,624,200	0.5
BANK OF AMERICA	1	0	3	485300	4	1531800	2	1,572,800	10	0.2	3,589,900	0.2
CRANE CREDIT UNION	4	225,000	12	1,512,602	3	1096950	2	1884042	21	0.4	4,718,594	0.3
FARM CREDIT MID AMERICA	8	398,198	9	1182603	9	3066753	1	595000	27	0.5	5,242,554	0.3
FIRST FINANCIAL BANK	13	542,298	20	2,651,504	24	6,884,615	14	30,336,642	71	1.4	40,415,059	2.6
FREEDOM HOME MORTGAGE	2	133,209	82	11,663,648	48	14046650	0	0	132	2.5	25,843,507	1.7
FARMERS AND MECHANICS	1	66000	11	1,477,250	12	3,559,779	2	1420375	26	0.5	6,523,404	0.4
FIFTH THIRD BANK	20	689,224	53	6,618,049	32	9,309,509	1	568000	106	2.0	17,184,782	1.1
FAIRWAY/GALLERY	2	131653	75	11,552,071	74	21,124,989	0	0	151	2.9	32,808,713	2.1
GERMAN AMERICAN BANCORP	52	2,060,855	76	10,577,291	100	33,051,761	29	50,226,572	257	4.9	95,916,479	6.2
HOOSIER HILLS CREDIT UNION	7	362,000	16	2,035,900	20	5,982,750	1	768000	44	0.8	9,148,650	0.6
HALLMARK HOME MTG	0	0	6	974672	15	5,160,368	0	0	21	0.4	6,135,040	0.4
INDIANA UNIVERSITY CU	203	8,283,964	278	38,796,054	182	54,670,865	20	21,883,080	683	13.0	123,633,963	8.0
JACKSON COUNTY BANK	9	359,698	20	2,937,000	18	5,684,635	9	19390905	56	1.1	28,372,238	1.8
JPMORGAN CHASE BANK	11	642437	82	10,662,667	71	20,760,686	1	726000	165	3.1	32,791,790	2.1
LOANDEPOT.COM	0	0	21	3,137,230	27	8,432,567	0	0	48	0.9	11,569,797	0.7
MORTGAGE MASTERS	2	132500	42	6,582,711	30	9,101,623	0	0	74	1.4	15,816,834	1.0
NORTHWEST BANK	4	206,200	5	507102	8	2767100	1	749,760	18	0.3	4,230,162	0.3
OWEN COUNTY STATE BANK	11	436,600	36	4,999,461	31	9,637,200	3	3038000	81	1.5	18,111,261	1.2
OLD NATIONAL BANK	59	2,901,606	127	16,554,411	95	29,730,207	18	14,496,792	299	5.7	63,683,016	4.1
PRIMELENDING	0	0	25	3,908,079	19	5,557,398	0	0	44	0.8	9,465,477	0.6
PEOPLES STATE BANK	46	2,172,762	128	16,771,902	138	44,886,343	10	11,467,439	322	6.1	75,298,446	4.9
QUICKEN LOANS	6	430700	124	17,717,986	98	27,378,312	0	0	228	4.3	45,526,998	2.9
REGIONS BANK	8	207,838	2	289881	1	249000	1	2665000	12	0.2	3,411,719	0.2
ROCKET MORTGAGE	0	0	33	5258482	21	5729360	0	0	54	1.0	10,987,842	0.7
REGIONS MORTGAGE	1	60000	12	1,620,082	7	2,422,050	1	607500	21	0.4	4,709,632	0.3
RUOFF MORTGAGE	12	742725	302	44,694,930	411	124,670,477	1	714000	726	13.8	170,822,132	11.0
UNITED STATES OF AMERICA	1	36200	1	100000	5	1140434	0	0	7	0.1	1276634	0.1
UNION SAVINGS BANK	6	279050	46	6,470,359	22	6508800	0	0	74	1.4	13,258,209	0.9
WELLS FARGO BANK	0	0	18	2,265,974	17	5,428,700	1	720000	36	0.7	8,414,674	0.5
All Others	162	4,501,632	500	70,302,255	544	164,153,073	55	373,197,586	1261	24.0	612,154,546	39.6
<b>TOTALS</b>	<b>659</b>	<b>26,362,549</b>	<b>2233</b>	<b>314,844,459</b>	<b>2185</b>	<b>665,443,409</b>	<b>179</b>	<b>540,908,493</b>	<b>5256</b>	<b>100</b>	<b>1,547,558,910</b>	<b>100</b>