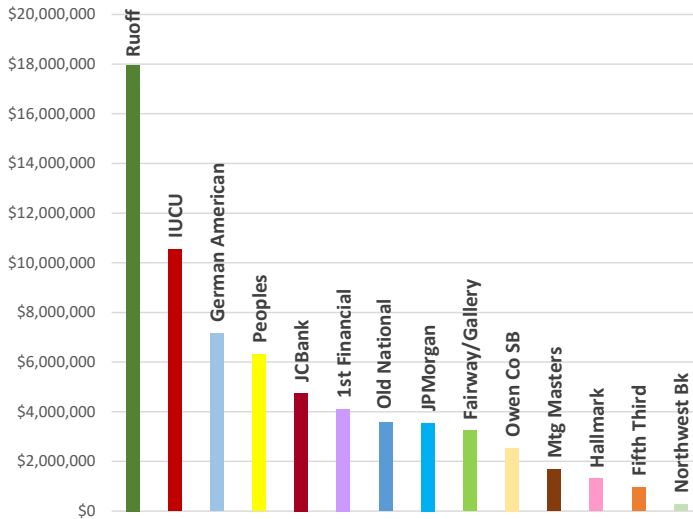


**Residential and commercial mortgages  
filed in Monroe County during October 2021.**

**Dollars - October 2021**

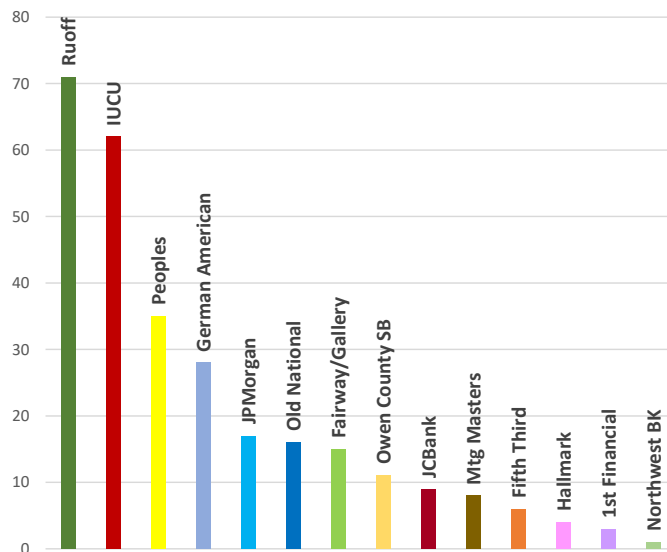


<b>Ruoff</b>	<b>\$17,967,261</b>
<b>IUCU</b>	<b>\$10,546,964</b>
<b>German American</b>	<b>\$7,146,700</b>
<b>Peoples</b>	<b>\$6,314,904</b>
<b>JCBank</b>	<b>\$4,755,685</b>
<b>1st Financial</b>	<b>\$4,114,462</b>
<b>Old National</b>	<b>\$3,560,426</b>
<b>JPMorgan</b>	<b>\$3,551,857</b>
<b>Fairway/Gallery</b>	<b>\$3,232,018</b>
<b>Owen Co SB</b>	<b>\$2,537,872</b>
<b>Mtg Masters</b>	<b>\$1,667,614</b>
<b>Hallmark</b>	<b>\$1,299,182</b>
<b>Fifth Third</b>	<b>\$965,935</b>
<b>Northwest Bk</b>	<b>\$272,000</b>

Note - Charts & tables do not include re-recordings or modifications.

**Transactions - October 2021**

<b>Ruoff</b>	<b>71</b>
<b>IUCU</b>	<b>62</b>
<b>Peoples</b>	<b>35</b>
<b>German American</b>	<b>28</b>
<b>JPMorgan</b>	<b>17</b>
<b>Old National</b>	<b>16</b>
<b>Fairway/Gallery</b>	<b>15</b>
<b>Owen Co SB</b>	<b>11</b>
<b>JCBank</b>	<b>9</b>
<b>Mtg Masters</b>	<b>8</b>
<b>Fifth Third</b>	<b>6</b>
<b>Hallmark</b>	<b>4</b>
<b>1st Financial</b>	<b>3</b>
<b>Northwest Bk</b>	<b>1</b>





People who care. Service you trust.

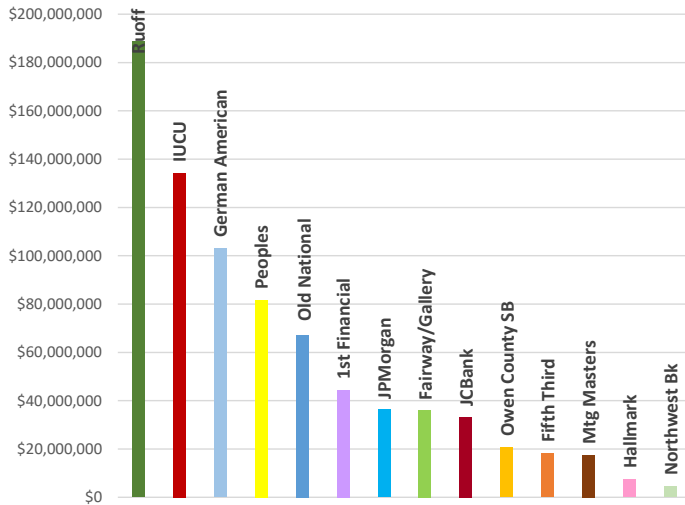
Mortgage Report covering all mortgages on Monroe County property, both residential and commercial, filed with the Monroe County Recorder during the month of October 2021.

Lender	0 to \$49,999		\$50,000 to \$199,999		\$200,000-\$499,999		\$500,000 & up		Total		Total	
	Docs	Amount	Docs	Amount	Docs	Amount	Docs	Amount	Docs	%	Amount	%
AMERICAN MTG SERVICE	0	0	6	805,339	8	2,444,013	0	0	14	2.7	3,249,352	2.7
BAXTER CREDIT UNION	0	0	1	173,000	1	287,197	0	0	2	0.4	460,197	0.4
BEDFORD FSB	0	0	3	520,750	3	739,800	0	0	6	1.2	1,260,550	1
BANK OF AMERICA	0	0	0	0	1	288,000	0	0	1	0.2	288,000	0.2
CRANE CREDIT UNION	2	36,000	1	75,000	1	220,700	0	0	4	0.8	331,700	0.3
FARM CREDIT MID AMERICA	1	44,000	0	0	2	544,220	0	0	3	0.6	588,220	0.5
FIRST FINANCIAL BANK	0	0	0	0	0	0	3	4,114,462	3	0.6	4,114,462	3.4
FREEDOM HOME MORTGAGE	0	0	8	1,296,610	3	783,642	0	0	11	2.1	2,080,252	1.7
FARMERS AND MECHANICS	0	0	2	290,000	1	275,000	1	2,000,000	4	0.8	2,565,000	2.1
FIFTH THIRD BANK	1	36,000	3	379,780	2	550,155	0	0	6	1.2	965,935	0.8
FAIRWAY/GALLERY	0	0	7	1,081,017	8	2,151,001	0	0	15	2.9	3,232,018	2.6
GERMAN AMERICAN BANCORP	0	0	15	1,982,250	11	3,295,960	2	1,868,490	28	5.4	7,146,700	5.9
HOOSIER HILLS CREDIT UNION	0	0	1	187,200	1	362,900	0	0	2	0.4	550,100	0.5
HALLMARK HOME MTG	0	0	0	0	3	745,859	1	553,323	4	0.8	1,299,182	1.1
INDIANA UNIVERSITY CU	10	341,800	30	3,384,450	21	6,056,714	1	764,000	62	11.9	10,546,964	8.6
JACKSON COUNTY BANK	0	0	4	566,700	4	1,131,013	1	3,057,972	9	1.7	4,755,685	3.9
JPMORGAN CHASE BANK	1	46,800	9	1,052,842	6	1,779,915	1	672,300	17	3.3	3,551,857	2.9
LOANDEPOT.COM	0	0	1	165,500	1	439,000	1	840,000	3	0.6	1,444,500	1.2
MORTGAGE MASTERS	0	0	4	640,414	4	1,027,200	0	0	8	1.5	1,667,614	1.4
NORTHWEST BANK	0	0	0	0	1	272,000	0	0	1	0.2	272,000	0.2
OWEN COUNTY STATE BANK	0	0	6	761,100	5	1,776,772	0	0	11	2.1	2,537,872	2.1
OLD NATIONAL BANK	0	0	6	625,987	9	2,398,439	1	536,000	16	3.1	3,560,426	2.9
PRIMELENDING	0	0	5	637,641	3	965,600	0	0	8	1.5	1,603,241	1.3
PEOPLES STATE BANK	5	182,700	15	1,522,526	14	4,089,928	1	519,750	35	6.7	6,314,904	5.2
QUICKEN LOANS	0	0	0	0	0	0	0	0	0	0	0	0
REGIONS BANK	1	10,000	0	0	0	0	0	0	1	0.2	10,000	0
ROCKET MORTGAGE	0	0	14	2,125,827	20	5,355,122	0	0	34	6.5	7,480,949	6.1
REGIONS MORTGAGE	0	0	1	125,000	1	291,920	0	0	2	0.4	416,920	0.3
RUOFF MORTGAGE	0	0	34	5,265,318	33	9,885,268	4	2,816,675	71	13.7	17,967,261	14.7
UNITED STATES OF AMERICA	1	19,912	1	124,700	0	0	0	0	2	0.4	144,612	0.1
UNION SAVINGS BANK	0	0	6	898,800	5	1,556,250	0	0	11	2.1	2,455,050	2
WELLS FARGO BANK	0	0	3	488,450	1	226,500	0	0	4	0.8	714,950	0.6
All Others	12	173,009	53	7,163,570	52	13,903,877	5	7,317,510	122	23.5	28,557,966	23.4

TOTALS	34	890,221	239	32,339,771	225	63,843,965	22	25,060,482	520	100	122,134,439	100
--------	----	---------	-----	------------	-----	------------	----	------------	-----	-----	-------------	-----

**Residential and commercial mortgages  
filed in Monroe County during 2021.**

**Dollars - Year-to-Date through October 2021**

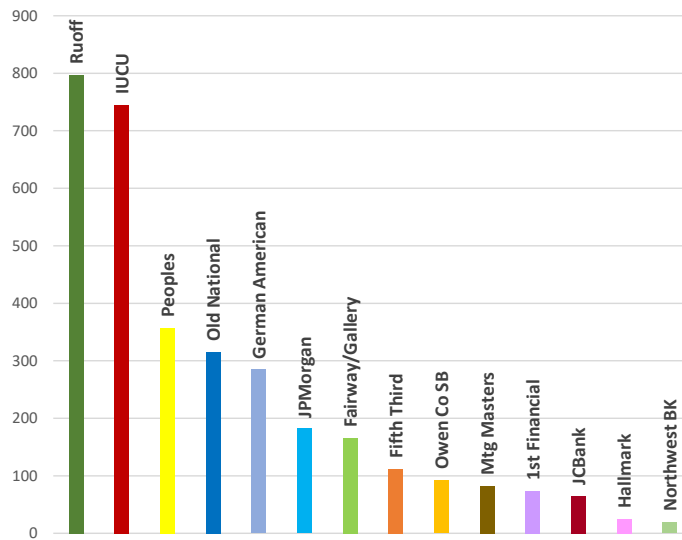


<b>Ruoff</b>	<b>\$188,789,393</b>
<b>IUCU</b>	<b>\$134,180,927</b>
<b>German American</b>	<b>\$103,063,179</b>
<b>Peoples</b>	<b>\$81,613,350</b>
<b>Old National</b>	<b>\$67,243,442</b>
<b>1st Financial</b>	<b>\$44,529,521</b>
<b>JPMorgan</b>	<b>\$36,343,647</b>
<b>Fairway/Gallery</b>	<b>\$36,038,731</b>
<b>JCBank</b>	<b>\$33,127,923</b>
<b>Owen Co SB</b>	<b>\$20,649,133</b>
<b>Fifth Third</b>	<b>\$18,150,717</b>
<b>Mtg Masters</b>	<b>\$17,484,448</b>
<b>Hallmark</b>	<b>\$7,434,222</b>
<b>Northwest Bk</b>	<b>\$4,502,162</b>

Note - Charts & tables do not include re-recordings or modifications.

**Transactions - Year-to-Date through October 2021**

<b>Ruoff</b>	<b>797</b>
<b>IUCU</b>	<b>745</b>
<b>Peoples</b>	<b>357</b>
<b>Old National</b>	<b>315</b>
<b>German American</b>	<b>285</b>
<b>JPMorgan</b>	<b>182</b>
<b>Fairway/Gallery</b>	<b>166</b>
<b>Fifth Third</b>	<b>112</b>
<b>Owen Co SB</b>	<b>92</b>
<b>Mtg Masters</b>	<b>82</b>
<b>1st Financial</b>	<b>74</b>
<b>JCBank</b>	<b>65</b>
<b>Hallmark</b>	<b>25</b>
<b>Northwest Bk</b>	<b>19</b>



Mortgage Report covering all mortgages on Monroe County property, both residential and commercial, filed with the Monroe County Recorder during 2021.

Lender	0 to \$49,999		\$50,000 to \$199,999		\$200,000-\$499,999		\$500,000 & up		Total		Total	
	Docs	Amount	Docs	Amount	Docs	Amount	Docs	Amount	Docs	%	Amount	%
AMERICAN MTG SERVICE	0	0	59	9,110,447	72	22,146,818	6	3,283,080	137	2.4	34,540,345	2.1
BAXTER CREDIT UNION	2	90,000	17	2,357,895	10	2,658,297	5	2,935,670	34	0.6	8,041,862	0.5
BEDFORD FSB	2	40,000	6	797,950	21	6,180,800	3	1,866,000	32	0.6	8,884,750	0.5
BANK OF AMERICA	1	0	3	485,300	4	1,307,800	3	2,084,800	11	0.2	3,877,900	0.2
CRANE FEDERAL CREDIT UNION	2	36,000	17	1,812,602	4	1,317,650	2	1,884,042	25	0.4	5,050,294	0.3
FARM CREDIT MID AMERICA	3	89,270	15	1,535,531	11	3,610,973	1	595,000	30	0.5	5,830,774	0.3
FIRST FINANCIAL BANK	6	120,548	27	3,073,254	23	6,378,115	18	34,957,604	74	1.3	44,529,521	2.7
FREEDOM HOME MORTGAGE	0	0	92	13,093,467	49	13,805,161	2	1,025,131	143	2.5	27,923,759	1.7
FARMERS AND MECHANICS	0	0	14	1,833,250	12	3,334,779	4	3,920,375	30	0.5	9,088,404	0.5
FIFTH THIRD BANK	16	395,324	61	7,327,729	34	9,859,664	1	568,000	112	1.9	18,150,717	1.1
FAIR WAY LENDING (GALLERY MTG)	0	0	84	12,762,741	79	21,658,741	3	1,617,249	166	2.9	36,038,731	2.2
GERMAN AMERICAN BANCORP	30	676,130	113	13,944,266	99	30,057,121	43	58,385,662	285	4.9	103,063,179	6.2
HOOSIER HILLS CREDIT UNION	3	92,000	21	2,493,100	20	5,825,650	2	1,288,000	46	0.8	9,698,750	0.6
HALLMARK HOME MTG	0	0	6	974,672	15	4,343,498	4	2,116,052	25	0.4	7,434,222	0.4
INDIANA UNIVERSITY CREDIT UNION	136	4,007,370	385	46,798,898	191	54,531,599	33	28,843,060	745	12.9	134,180,927	8
JACKSON COUNTY BANK	5	110,948	28	3,752,450	21	6,305,248	11	22,959,277	65	1.1	33,127,923	2
JPMORGAN CHASE BANK	5	226,232	98	12,178,514	76	22,000,601	3	1,938,300	182	3.2	36,343,647	2.2
LOANDEPOTCOM	0	0	22	3,302,730	27	8,323,667	2	1,387,900	51	0.9	13,014,297	0.8
MORTGAGE MASTERS	0	0	48	7,355,625	33	9,580,573	1	548,250	82	1.4	17,484,448	1
NORTHWEST BANK	1	0	8	713,302	8	2,491,100	2	1,297,760	19	0.3	4,502,162	0.3
OWEN COUNTY STATE BANK	9	292,300	44	5,904,861	34	10,409,972	5	4,042,000	92	1.6	20,649,133	1.2
OLD NATIONAL BANK	21	664,165	171	19,417,839	100	30,032,796	23	17,128,642	315	5.5	67,243,442	4
PRIMELENDING	0	0	30	4,545,720	22	6,522,998	0	0	52	0.9	11,068,718	0.7
PEOPLES STATE BANK	27	894,362	167	19,755,528	143	44,192,771	20	16,770,689	357	6.2	81,613,350	4.9
QUICKEN LOANS	0	0	130	18,148,686	97	26,840,712	1	537,600	228	3.9	45,526,998	2.7
REGIONS BANK	8	147,438	3	360,281	1	249,000	1	2,665,000	13	0.2	3,421,719	0.2
ROCKET MORTGAGE	0	0	46	7,206,309	41	11,084,482	0	0	87	1.5	18,290,791	1.1
REGIONS MORTGAGE	0	0	14	1,805,082	8	2,713,970	1	607,500	23	0.4	5,126,552	0.3
RUOFF MORTGAGE	1	47,000	347	50,655,973	429	126,595,870	20	11,490,550	797	13.8	188,789,393	11.3
UNITED STATES OF AMERICA	2	56,112	2	224,700	5	1,140,434	0	0	9	0.2	1,421,246	0.1
UNION SAVINGS BANK	4	145,000	54	7,503,209	24	6,539,550	3	1,525,500	85	1.5	15,713,259	0.9
WELLS FARGO BANK	0	0	21	2,754,424	15	4,051,700	4	2,323,500	40	0.7	9,129,624	0.5
All Others	135	2,270,953	593	80,047,513	569	163,817,880	87	394,754,166	1384	24	640,890,512	38.4
TOTALS	419	10,401,152	2746	364,033,848	2297	669,909,990	314	625,346,359	5776	100	1,669,691,349	100



People who care. Service you trust.

Mortgage Report covering all mortgages on Monroe County property, both residential and commercial, filed with the Monroe County Recorder during the month of October 2021.

Lender	0 to \$75,000		\$75,001 to \$199,999		\$200,000-\$548,250		\$548,251 & up		Total		Total	
	Docs	Amount	Docs	Amount	Docs	Amount	Docs	Amount	Docs	%	Amount	%
AMERICAN MTG SERVICE	0	0	6	805,339	8	2,444,013	0	0	14	2.7	3,249,352	2.7
BAXTER CREDIT UNION	0	0	1	173,000	1	287,197	0	0	2	0.4	460,197	0.4
BEDFORD FSB	0	0	3	520,750	3	739,800	0	0	6	1.2	1,260,550	1
BANK OF AMERICA	0	0	0	0	1	288,000	0	0	1	0.2	288,000	0.2
CRANE CREDIT UNION	3	111,000	0	0	1	220,700	0	0	4	0.8	331,700	0.3
FARM CREDIT MID AMERICA	1	44,000	0	0	2	544,220	0	0	3	0.6	588,220	0.5
FIRST FINANCIAL BANK	0	0	0	0	0	0	3	4,114,462	3	0.6	4,114,462	3.4
FREEDOM HOME MORTGAGE	0	0	8	1,296,610	3	783,642	0	0	11	2.1	2,080,252	1.7
FARMERS AND MECHANICS	0	0	2	290,000	1	275,000	1	2,000,000	4	0.8	2,565,000	2.1
FIFTH THIRD BANK	2	99,780	2	316,000	2	550,155	0	0	6	1.2	965,935	0.8
FAIRWAY/GALLERY	0	0	7	1,081,017	8	2,151,001	0	0	15	2.9	3,232,018	2.6
GERMAN AMERICAN BANCORP	1	50,000	14	1,932,250	11	3,295,960	2	1,868,490	28	5.4	7,146,700	5.9
HOOSIER HILLS CREDIT UNION	0	0	1	187,200	1	362,900	0	0	2	0.4	550,100	0.5
HALLMARK HOME MTG	0	0	0	0	3	745,859	1	553,323	4	0.8	1,299,182	1.1
INDIANA UNIVERSITY CU	20	1,007,450	20	2,718,800	21	6,056,714	1	764,000	62	11.9	10,546,964	8.6
JACKSON COUNTY BANK	0	0	4	566,700	4	1,131,013	1	3,057,972	9	1.7	4,755,685	3.9
JPMORGAN CHASE BANK	4	221,080	6	878,562	6	1,779,915	1	672,300	17	3.3	3,551,857	2.9
LOANDEPOT.COM	0	0	1	165,500	1	439,000	1	840,000	3	0.6	1,444,500	1.2
MORTGAGE MASTERS	0	0	4	640,414	4	1,027,200	0	0	8	1.5	1,667,614	1.4
NORTHWEST BANK	0	0	0	0	1	272,000	0	0	1	0.2	272,000	0.2
OWEN COUNTY STATE BANK	0	0	6	761,100	5	1,776,772	0	0	11	2.1	2,537,872	2.1
OLD NATIONAL BANK	2	100,000	4	525,987	10	2,934,439	0	0	16	3.1	3,560,426	2.9
PRIMELENDING	0	0	5	637,641	3	965,600	0	0	8	1.5	1,603,241	1.3
PEOPLES STATE BANK	10	493,400	10	1,211,826	15	4,609,678	0	0	35	6.7	6,314,904	5.2
QUICKEN LOANS	0	0	0	0	0	0	0	0	0	0	0	0
REGIONS BANK	1	10,000	0	0	0	0	0	0	1	0.2	10,000	0
ROCKET MORTGAGE	1	61,864	13	2,063,963	20	5,355,122	0	0	34	6.5	7,480,949	6.1
REGIONS MORTGAGE	0	0	1	125,000	1	291,920	0	0	2	0.4	416,920	0.3
RUOFF MORTGAGE	0	0	34	5,265,318	35	10,953,518	2	1,748,425	71	13.7	17,967,261	14.7
UNITED STATES OF AMERICA	1	19,912	1	124,700	0	0	0	0	2	0.4	144,612	0.1
UNION SAVINGS BANK	0	0	6	898,800	5	1,556,250	0	0	11	2.1	2,455,050	2
WELLS FARGO BANK	0	0	3	488,450	1	226,500	0	0	4	0.8	714,950	0.6
All Others	14	303,009	51	7,033,570	53	14,452,127	4	6,769,260	122	23.5	28,557,966	23.4

TOTALS	60	2,521,495	213	30,708,497	230	66,516,215	17	22,388,232	520	100	122,134,439	100
--------	----	-----------	-----	------------	-----	------------	----	------------	-----	-----	-------------	-----



Mortgage Report covering all mortgages on Monre County property, both residential and commercial, filed with the Monroe County Recorder during 2021.

Lender	0 to \$75,000		\$75,001 to \$199,999		\$200,000-\$548,250		\$548,251 & up		Total		Total	
	Docs	Amount	Docs	Amount	Docs	Amount	Docs	Amount	Docs	%	Amount	%
AMERICAN MTG SERVICE	0	0	59	9,110,447	77	24,792,398	1	637,500	137	2.4	34,540,345	2.1
BAXTER CREDIT UNION	4	209,500	15	2,238,395	12	3,710,467	3	1,883,500	34	0.6	8,041,862	0.5
BEDFORD FSB	4	150,700	4	687,250	22	6,686,800	2	1,360,000	32	0.6	8,884,750	0.5
BANK OF AMERICA	1	0	3	485,300	5	1,819,800	2	1,572,800	11	0.2	3,877,900	0.2
CRANE CREDIT UNION	7	336,000	12	1,512,602	4	1,317,650	2	1,884,042	25	0.4	5,050,294	0.3
FARM CREDIT MID AMERICA	9	442,198	9	1,182,603	11	3,610,973	1	595,000	30	0.5	5,830,774	0.3
FIRST FINANCIAL BANK	13	542,298	20	2,651,504	24	6,884,615	17	34,451,104	74	1.3	44,529,521	2.7
FREEDOM HOME MORTGAGE	2	133,209	90	12,960,258	51	14,830,292	0	0	143	2.5	27,923,759	1.7
FARMERS AND MECHANICS	1	66,000	13	1,767,250	13	3,834,779	3	3,420,375	30	0.5	9,088,404	0.5
FIFTH THIRD BANK	22	789,004	55	6,934,049	34	9,859,664	1	568,000	112	1.9	18,150,717	1.1
FAIRWAY/GALLERY	2	131,653	82	12,631,088	82	23,275,990	0	0	166	2.9	36,038,731	2.2
GERMAN AMERICAN BANCORP	53	2,110,855	90	12,509,541	111	36,347,721	31	52,095,062	285	4.9	103,063,179	6.2
HOOSIER HILLS CREDIT UNION	7	362,000	17	2,223,100	21	6,345,650	1	768,000	46	0.8	9,698,750	0.6
HALLMARK HOME MTG	0	0	6	974,672	18	5,906,227	1	553,323	25	0.4	7,434,222	0.4
INDIANA UNIVERSITY CU	223	9,291,414	298	41,514,854	203	60,727,579	21	22,647,080	745	12.9	134,180,927	8
JACKSON COUNTY BANK	9	359,698	24	3,503,700	22	6,815,648	10	22,448,877	65	1.1	33,127,923	2
JPMORGAN CHASE BANK	15	863,517	88	11,541,229	77	22,540,601	2	1,398,300	182	3.2	36,343,647	2.2
LOANDEPOT.COM	0	0	22	3,302,730	28	8,871,567	1	840,000	51	0.9	13,014,297	0.8
MORTGAGE MASTERS	2	132,500	46	7,223,125	34	10,128,823	0	0	82	1.4	17,484,448	1
NORTHWEST BANK	4	206,200	5	507,102	9	3,039,100	1	749,760	19	0.3	4,502,162	0.3
OWEN COUNTY STATE BANK	11	436,600	42	5,760,561	36	11,413,972	3	3,038,000	92	1.6	20,649,133	1.2
OLD NATIONAL BANK	61	3,001,606	131	17,080,398	105	32,664,646	18	14,496,792	315	5.5	67,243,442	4
PRIMELENDING	0	0	30	4,545,720	22	6,522,998	0	0	52	0.9	11,068,718	0.7
PEOPLES STATE BANK	56	2,666,162	138	17,983,728	153	49,496,021	10	11,467,439	357	6.2	81,613,350	4.9
QUICKEN LOANS	6	430,700	124	17,717,986	98	27,378,312	0	0	228	3.9	45,526,998	2.7
REGIONS BANK	9	217,838	2	289,881	1	249,000	1	2,665,000	13	0.2	3,421,719	0.2
ROCKET MORTGAGE	1	61,864	45	7,144,445	41	11,084,482	0	0	87	1.5	18,290,791	1.1
REGIONS MORTGAGE	1	60,000	13	1,745,082	8	2,713,970	1	607,500	23	0.4	5,126,552	0.3
RUOFF MORTGAGE	12	742,725	336	49,960,248	446	135,623,995	3	2,462,425	797	13.8	188,789,393	11.3
UNITED STATES OF AMERICA	2	56,112	2	224,700	5	1,140,434	0	0	9	0.2	1,421,246	0.1
UNION SAVINGS BANK	6	279,050	52	7,369,159	27	8,065,050	0	0	85	1.5	15,713,259	0.9
WELLS FARGO BANK	0	0	21	2,754,424	18	5,655,200	1	720,000	40	0.7	9,129,624	0.5
All Others	176	4,804,641	552	77,513,825	597	178,605,200	59	379,966,846	1384	24	640,890,512	38.4
<b>TOTALS</b>	<b>719</b>	<b>28,884,044</b>	<b>2446</b>	<b>345,550,956</b>	<b>2415</b>	<b>731,959,624</b>	<b>196</b>	<b>563,296,725</b>	<b>5776</b>	<b>100</b>	<b>1,669,691,349</b>	<b>100</b>