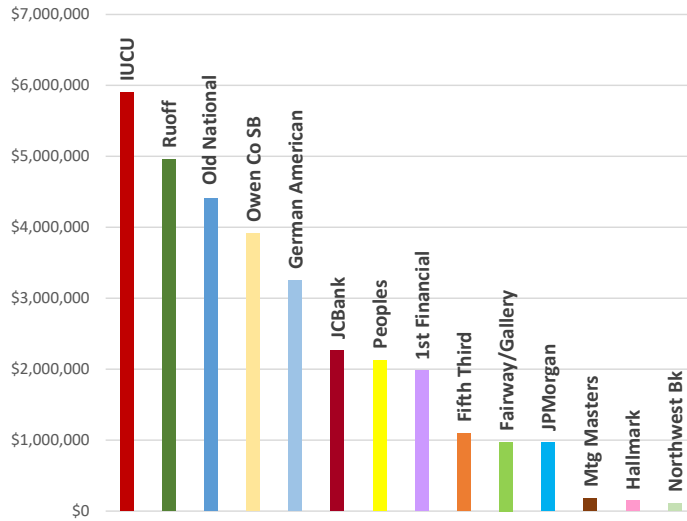


**Residential and commercial mortgages  
filed in Monroe County during March 2023.**

**Dollars - March 2023**

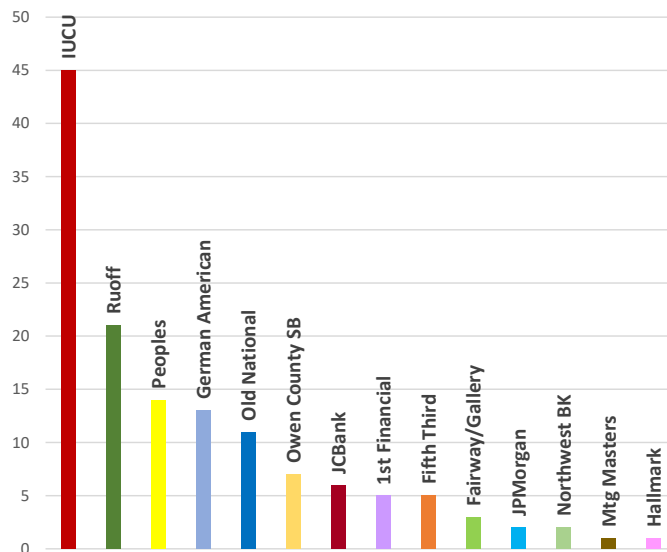


IUCU	\$5,897,794
Ruoff	\$4,953,835
Old National	\$4,402,585
Owen Co SB	\$3,913,600
German American	\$3,248,184
JCBank	\$2,261,600
Peoples	\$2,127,405
1st Financial	\$1,976,830
Fifth Third	\$1,088,725
Fairway/Gallery	\$974,790
JPMorgan	\$964,480
Mtg Masters	\$176,739
Hallmark	\$147,000
Northwest Bk	\$110,300

Note - Charts & tables do not include re-recordings or modifications.

**Transactions - March 2023**

IUCU	45
Ruoff	21
Peoples	14
German American	13
Old National	11
Owen Co SB	7
JCBank	6
1st Financial	5
Fifth Third	5
Fairway/Gallery	3
JPMorgan	2
Northwest Bk	2
Mtg Masters	1
Hallmark	1



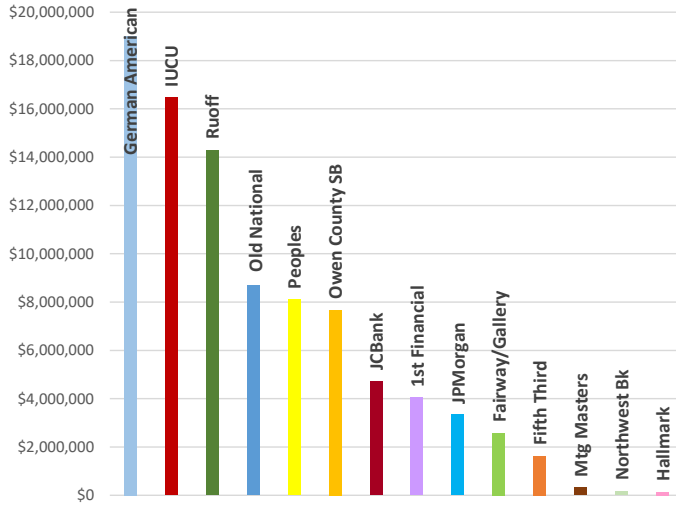
Mortgage Report covering all mortgages on Monre County property, both residential and commercial,  
filed with the Monroe County Recorder during the month of March 2023.

Lender	0 to \$49,999		\$50,000 to \$199,999		\$200,000-\$499,999		\$500,000 & up		Total		Total	
	Docs	Amount	Docs	Amount	Docs	Amount	Docs	Amount	Docs	%	Amount	%
AMERICAN MTG SERVICE	0	0	0	0	0	0	0	0	0	0	0	0
BAXTER CREDIT UNION	0	0	0	0	1	344,000	0	0	1	0.4	344,000	0.5
BEDFORD FSB	0	0	2	180,900	1	277,000	1	875,000	4	1.5	1,332,900	2
BANK OF AMERICA	0	0	0	0	0	0	0	0	0	0	0	0
CRANE CREDIT UNION	0	0	1	100,000	0	0	0	0	1	0.4	100,000	0.1
FARM CREDIT MID AMERICA	2	62,200	2	225,702	0	0	0	0	4	1.5	287,902	0.4
FIRST FINANCIAL BANK	1	44,000	0	0	2	658,830	2	1,274,000	5	1.9	1,976,830	2.9
FREEDOM HOME MORTGAGE	0	0	0	0	0	0	0	0	0	0	0	0
FARMERS AND MECHANICS	1	46,000	0	0	2	613,000	0	0	3	1.1	659,000	1
FIFTH THIRD BANK	0	0	2	150,000	3	938,725	0	0	5	1.9	1,088,725	1.6
FAIRWAY/GALLERY	0	0	2	270,540	0	0	1	704,250	3	1.1	974,790	1.4
GERMAN AMERICAN BANCORP	1	30,000	5	599,873	6	1,865,000	1	753,311	13	4.9	3,248,184	4.8
HOOSIER HILLS CREDIT UNION	0	0	2	225,000	3	763,310	0	0	5	1.9	988,310	1.5
HALLMARK HOME MTG	0	0	1	147,000	0	0	0	0	1	0.4	147,000	0.2
INDIANA UNIVERSITY CU	16	498,600	15	1,531,451	14	3,867,743	0	0	45	16.9	5,897,794	8.7
JACKSON COUNTY BANK	0	0	2	252,000	3	1,109,600	1	900,000	6	2.3	2,261,600	3.4
JPMORGAN CHASE BANK	0	0	0	0	1	400,000	1	564,480	2	0.8	964,480	1.4
LOANDEPOT.COM	0	0	1	135,000	2	745,000	0	0	3	1.1	880,000	1.3
MORTGAGE MASTERS	0	0	1	176,739	0	0	0	0	1	0.4	176,739	0.3
NORTHWEST BANK	0	0	2	110,300	0	0	0	0	2	0.8	110,300	0.2
OWEN COUNTY STATE BANK	0	0	3	385,600	2	528,000	2	3,000,000	7	2.6	3,913,600	5.8
OLD NATIONAL BANK	1	30,000	6	746,755	3	716,830	1	2,909,000	11	4.1	4,402,585	6.5
PRIMELENDING	0	0	0	0	0	0	0	0	0	0	0	0
PEOPLES STATE BANK	4	147,500	6	618,600	4	1,361,305	0	0	14	5.3	2,127,405	3.2
REGIONS BANK	3	70,500	3	230,000	0	0	0	0	6	2.3	300,500	0.4
ROCKET MORTGAGE	1	45,000	5	729,921	5	1,161,261	1	544,000	12	4.5	2,480,182	3.7
REGIONS MORTGAGE	0	0	0	0	0	0	0	0	0	0	0	0
RUOFF MORTGAGE	0	0	7	1,087,779	14	3,866,056	0	0	21	7.9	4,953,835	7.3
UNITED STATES OF AMERICA	1	7,869	2	279,500	0	0	0	0	3	1.1	287,369	0.4
UNION SAVINGS BANK	0	0	1	140,100	0	0	0	0	1	0.4	140,100	0.2
WELLS FARGO BANK	0	0	0	0	0	0	0	0	0	0	0	0
All Others	11	268,259	37	4,311,047	37	10,230,349	2	12,559,000	87	32.7	27,368,655	40.6

TOTALS	42	1,249,928	108	12,633,807	103	29,446,009	13	24,083,041	266	100	67,412,785	100
--------	----	-----------	-----	------------	-----	------------	----	------------	-----	-----	------------	-----

**Residential and commercial mortgages  
filed in Monroe County during 2023.**

**Dollars - Year-to-Date through March 2023**

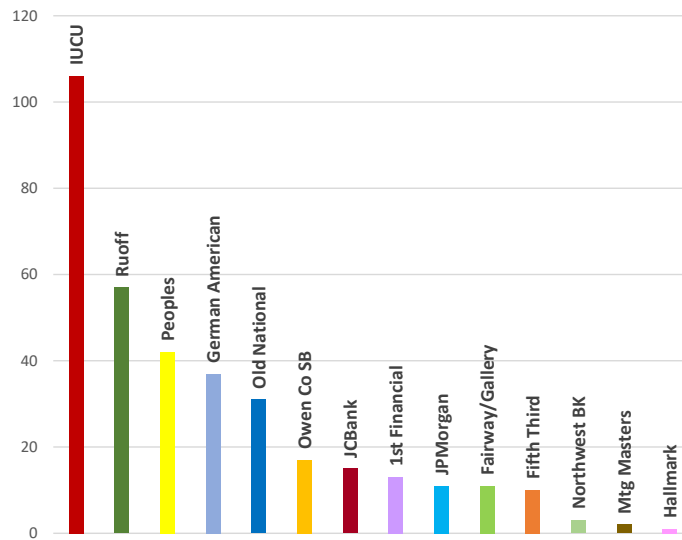


German American	\$19,005,459
IUCU	\$16,463,928
Ruoff	\$14,283,079
Old National	\$8,692,122
Peoples	\$8,100,857
Owen Co SB	\$7,680,896
JCBank	\$4,717,600
1st Financial	\$4,048,630
JPMorgan	\$3,340,756
Fairway/Gallery	\$2,586,933
Fifth Third	\$1,628,525
Mtg Masters	\$322,989
Northwest Bk	\$157,300
Hallmark	\$147,000

Note - Charts & tables do not include re-recordings or modifications.

**Transactions - Year-to-Date through March 2023**

IUCU	106
Ruoff	57
Peoples	42
German American	37
Old National	31
Owen Co SB	17
JCBank	15
1st Financial	13
JPMorgan	11
Fairway/Gallery	11
Fifth Third	10
Northwest Bk	3
Mtg Masters	2
Hallmark	1



Mortgage Report covering all mortgages on Monroe County property, both residential and commercial,  
filed with the Monroe County Recorder during 2023.

Lender	0 to \$49,999		\$50,000 to \$199,999		\$200,000-\$499,999		\$500,000 & up		Total		Total	
	Docs	Amount	Docs	Amount	Docs	Amount	Docs	Amount	Docs	%	Amount	%
AMERICAN MTG SERVICE	0	0	0	0	0	0	0	0	0	0	0	0
BAXTER CREDIT UNION	0	0	2	240,250	3	876,855	0	0	5	0.7	1,117,105	0.6
BEDFORD FSB	1	40,000	5	476,450	7	2,289,000	3	2,016,500	16	2.4	4,821,950	2.6
BANK OF AMERICA	0	0	0	0	0	0	0	0	0	0	0	0
CRANE FEDERAL CREDIT UNION	0	0	1	100,000	1	273,500	0	0	2	0.3	373,500	0.2
FARM CREDIT MID AMERICA	2	62,200	2	225,702	1	460,952	0	0	5	0.7	748,854	0.4
FIRST FINANCIAL BANK	2	84,000	3	271,400	5	1,599,230	3	2,094,000	13	1.9	4,048,630	2.2
FREEDOM HOME MORTGAGE	0	0	0	0	1	333,600	0	0	1	0.1	333,600	0.2
FARMERS AND MECHANICS	2	91,000	0	0	3	913,000	0	0	5	0.7	1,004,000	0.5
FIFTH THIRD BANK	1	25,000	6	664,800	3	938,725	0	0	10	1.5	1,628,525	0.9
FAIR WAY LENDING (GALLERY MTG)	0	0	7	1,022,700	3	859,983	1	704,250	11	1.6	2,586,933	1.4
GERMAN AMERICAN BANCORP	4	118,435	9	1,058,873	15	4,359,240	9	13,468,911	37	5.5	19,005,459	10.3
HOOSIER HILLS CREDIT UNION	0	0	3	361,000	3	763,310	0	0	6	0.9	1,124,310	0.6
HALLMARK HOME MTG	0	0	1	147,000	0	0	0	0	1	0.1	147,000	0.1
INDIANA UNIVERSITY CREDIT UNION	31	900,150	45	5,035,251	27	8,408,527	3	2,120,000	106	15.9	16,463,928	8.9
JACKSON COUNTY BANK	0	0	5	514,000	9	3,303,600	1	900,000	15	2.2	4,717,600	2.6
JPMORGAN CHASE BANK	0	0	3	395,576	6	1,730,700	2	1,214,480	11	1.6	3,340,756	1.8
LOANDEPOTCOM	0	0	2	240,000	2	745,000	0	0	4	0.6	985,000	0.5
MORTGAGE MASTERS	0	0	2	322,989	0	0	0	0	2	0.3	322,989	0.2
NORTHWEST BANK	1	47,000	2	110,300	0	0	0	0	3	0.4	157,300	0.1
OWEN COUNTY STATE BANK	0	0	4	569,600	9	2,534,296	4	4,577,000	17	2.5	7,680,896	4.2
OLD NATIONAL BANK	3	77,964	17	1,834,485	8	2,412,673	3	4,367,000	31	4.6	8,692,122	4.7
PRIMELENDING	0	0	0	0	0	0	0	0	0	0	0	0
PEOPLES STATE BANK	8	272,500	20	2,518,750	12	3,881,207	2	1,428,400	42	6.3	8,100,857	4.4
REGIONS BANK	5	140,500	3	230,000	0	0	0	0	8	1.2	370,500	0.2
ROCKET MORTGAGE	1	45,000	11	1,453,072	9	2,267,531	1	544,000	22	3.3	4,309,603	2.3
REGIONS MORTGAGE	0	0	0	0	1	390,000	0	0	1	0.1	390,000	0.2
RUOFF MORTGAGE	0	0	16	2,486,588	40	11,149,491	1	647,000	57	8.5	14,283,079	7.8
UNITED STATES OF AMERICA	1	7,869	2	279,500	2	544,650	0	0	5	0.7	832,019	0.5
UNION SAVINGS BANK	0	0	1	140,100	2	684,900	1	532,800	4	0.6	1,357,800	0.7
WELLS FARGO BANK	1	0	0	0	0	0	0	0	1	0.1	0	0
All Others	35	831,627	88	10,142,504	89	24,736,855	14	39,538,820	226	33.9	75,249,806	40.9
TOTALS	98	2,743,245	260	30,840,890	261	76,456,825	48	74,153,161	667	100	184,194,121	100

Mortgage Report covering all mortgages on Monre County property, both residential and commercial,  
filed with the Monroe County Recorder during the month of March 2023.

Lender	0 to \$75,000		\$75,001 to \$199,999		\$200,000-\$726,200		\$726,201 & up		Total		Total	%
	Docs	Amount	Docs	Amount	Docs	Amount	Docs	Amount	Docs	%		
AMERICAN MTG SERVICE	0	0	0	0	0	0	0	0	0	0	0	0
BAXTER CREDIT UNION	0	0	0	0	1	344,000	0	0	1	0.4	344,000	0.5
BEDFORD FSB	0	0	2	180,900	1	277,000	1	875,000	4	1.5	1,332,900	2
BANK OF AMERICA	0	0	0	0	0	0	0	0	0	0	0	0
CRANE CREDIT UNION	0	0	1	100,000	0	0	0	0	1	0.4	100,000	0.1
FARM CREDIT MID AMERICA	3	122,200	1	165,702	0	0	0	0	4	1.5	287,902	0.4
FIRST FINANCIAL BANK	1	44,000	0	0	4	1,932,830	0	0	5	1.9	1,976,830	2.9
FREEDOM HOME MORTGAGE	0	0	0	0	0	0	0	0	0	0	0	0
FARMERS AND MECHANICS	1	46,000	0	0	2	613,000	0	0	3	1.1	659,000	1
FIFTH THIRD BANK	1	50,000	1	100,000	3	938,725	0	0	5	1.9	1,088,725	1.6
FAIRWAY/GALLERY	0	0	2	270,540	1	704,250	0	0	3	1.1	974,790	1.4
GERMAN AMERICAN BANCORP	3	176,920	3	452,953	6	1,865,000	1	753,311	13	4.9	3,248,184	4.8
HOOSIER HILLS CREDIT UNION	0	0	2	225,000	3	763,310	0	0	5	1.9	988,310	1.5
HALLMARK HOME MTG	0	0	1	147,000	0	0	0	0	1	0.4	147,000	0.2
INDIANA UNIVERSITY CU	20	742,831	11	1,287,220	14	3,867,743	0	0	45	16.9	5,897,794	8.7
JACKSON COUNTY BANK	1	61,000	1	191,000	3	1,109,600	1	900,000	6	2.3	2,261,600	3.4
JPMORGAN CHASE BANK	0	0	0	0	2	964,480	0	0	2	0.8	964,480	1.4
LOANDEPOT.COM	0	0	1	135,000	2	745,000	0	0	3	1.1	880,000	1.3
MORTGAGE MASTERS	0	0	1	176,739	0	0	0	0	1	0.4	176,739	0.3
NORTHWEST BANK	2	110,300	0	0	0	0	0	0	2	0.8	110,300	0.2
OWEN COUNTY STATE BANK	1	72,000	2	313,600	2	528,000	2	3,000,000	7	2.6	3,913,600	5.8
OLD NATIONAL BANK	2	83,956	5	692,799	3	716,830	1	2,909,000	11	4.1	4,402,585	6.5
PRIMELENDING	0	0	0	0	0	0	0	0	0	0	0	0
PEOPLES STATE BANK	6	279,500	4	486,600	4	1,361,305	0	0	14	5.3	2,127,405	3.2
REGIONS BANK	4	120,500	2	180,000	0	0	0	0	6	2.3	300,500	0.4
ROCKET MORTGAGE	1	45,000	5	729,921	6	1,705,261	0	0	12	4.5	2,480,182	3.7
REGIONS MORTGAGE	0	0	0	0	0	0	0	0	0	0	0	0
RUOFF MORTGAGE	1	66,000	6	1,021,779	14	3,866,056	0	0	21	7.9	4,953,835	7.3
UNITED STATES OF AMERICA	1	7,869	2	279,500	0	0	0	0	3	1.1	287,369	0.4
UNION SAVINGS BANK	0	0	1	140,100	0	0	0	0	1	0.4	140,100	0.2
WELLS FARGO BANK	0	0	0	0	0	0	0	0	0	0	0	0
All Others	22	830,259	26	3,749,047	37	10,230,349	2	12,559,000	87	32.7	27,368,655	40.6
TOTALS	70	2,858,335	80	11,025,400	108	32,532,739	8	20,996,311	266	100	67,412,785	100

Mortgage Report covering all mortgages on Monre County property, both residential and commercial,  
filed with the Monroe County Recorder during 2023.

Lender	0 to \$75,000		\$75,001 to \$199,999		\$200,000-\$726,200		\$726,201 & up		Total		Total	
	Docs	Amount	Docs	Amount	Docs	Amount	Docs	Amount	Docs	%	Amount	%
AMERICAN MTG SERVICE	0	0	0	0	0	0	0	0	0	0	0	0
BAXTER CREDIT UNION	1	74,000	1	166,250	3	876,855	0	0	5	0.7	1,117,105	0.6
BEDFORD FSB	2	115,000	4	401,450	9	3,430,500	1	875,000	16	2.4	4,821,950	2.6
BANK OF AMERICA	0	0	0	0	0	0	0	0	0	0	0	0
CRANE CREDIT UNION	0	0	1	100,000	1	273,500	0	0	2	0.3	373,500	0.2
FARM CREDIT MID AMERICA	3	122,200	1	165,702	1	460,952	0	0	5	0.7	748,854	0.4
FIRST FINANCIAL BANK	4	201,000	1	154,400	7	2,873,230	1	820,000	13	1.9	4,048,630	2.2
FREEDOM HOME MORTGAGE	0	0	0	0	1	333,600	0	0	1	0.1	333,600	0.2
FARMERS AND MECHANICS	2	91,000	0	0	3	913,000	0	0	5	0.7	1,004,000	0.5
FIFTH THIRD BANK	2	75,000	5	614,800	3	938,725	0	0	10	1.5	1,628,525	0.9
FAIRWAY/GALLERY	0	0	7	1,022,700	4	1,564,233	0	0	11	1.6	2,586,933	1.4
GERMAN AMERICAN BANCORP	7	318,355	6	858,953	16	5,017,640	8	12,810,511	37	5.5	19,005,459	10.3
HOOSIER HILLS CREDIT UNION	0	0	3	361,000	3	763,310	0	0	6	0.9	1,124,310	0.6
HALLMARK HOME MTG	0	0	1	147,000	0	0	0	0	1	0.1	147,000	0.1
INDIANA UNIVERSITY CU	43	1,687,381	33	4,248,020	29	9,538,527	1	990,000	106	15.9	16,463,928	8.9
JACKSON COUNTY BANK	2	131,000	3	383,000	9	3,303,600	1	900,000	15	2.2	4,717,600	2.6
JPMORGAN CHASE BANK	0	0	3	395,576	8	2,945,180	0	0	11	1.6	3,340,756	1.8
LOANDEPOT.COM	0	0	2	240,000	2	745,000	0	0	4	0.6	985,000	0.5
MORTGAGE MASTERS	0	0	2	322,989	0	0	0	0	2	0.3	322,989	0.2
NORTHWEST BANK	3	157,300	0	0	0	0	0	0	3	0.4	157,300	0.1
OWEN COUNTY STATE BANK	1	72,000	3	497,600	9	2,534,296	4	4,577,000	17	2.5	7,680,896	4.2
OLD NATIONAL BANK	8	346,920	12	1,565,529	9	3,098,673	2	3,681,000	31	4.6	8,692,122	4.7
PRIMELENDING	0	0	0	0	0	0	0	0	0	0	0	0
PEOPLES STATE BANK	11	459,500	17	2,331,750	13	4,527,207	1	782,400	42	6.3	8,100,857	4.4
REGIONS BANK	6	190,500	2	180,000	0	0	0	0	8	1.2	370,500	0.2
ROCKET MORTGAGE	3	175,001	9	1,323,071	10	2,811,531	0	0	22	3.3	4,309,603	2.3
REGIONS MORTGAGE	0	0	0	0	1	390,000	0	0	1	0.1	390,000	0.2
RUOFF MORTGAGE	1	66,000	15	2,420,588	41	11,796,491	0	0	57	8.5	14,283,079	7.8
UNITED STATES OF AMERICA	1	7,869	2	279,500	2	544,650	0	0	5	0.7	832,019	0.5
UNION SAVINGS BANK	0	0	1	140,100	3	1,217,700	0	0	4	0.6	1,357,800	0.7
WELLS FARGO BANK	1	0	0	0	0	0	0	0	1	0.1	0	0
All Others	63	2,288,046	60	8,686,085	94	27,470,760	9	36,804,915	226	33.9	75,249,806	40.9
TOTALS	164	6,578,072	194	27,006,063	281	88,369,160	28	62,240,826	667	100	184,194,121	100