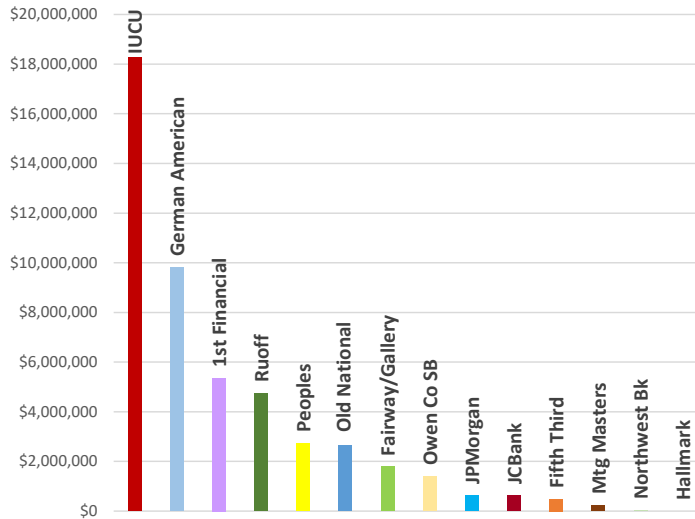


**Residential and commercial mortgages
filed in Monroe County during April 2023.**

Dollars - April 2023

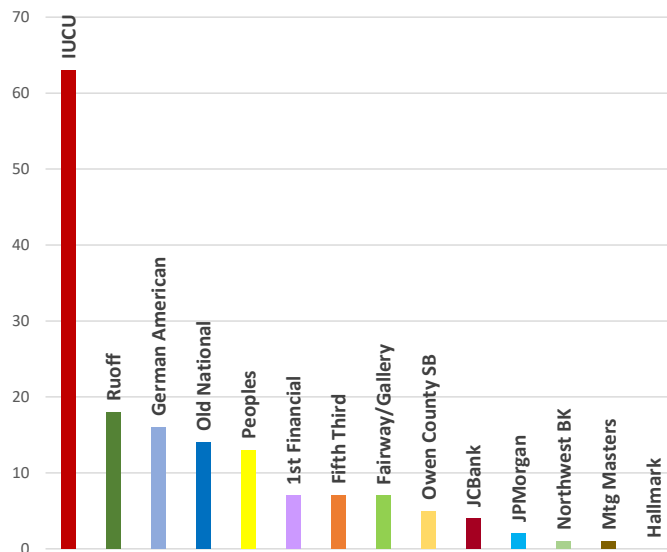


IUCU	\$18,258,594
German American	\$9,808,508
1st Financial	\$5,363,900
Ruoff	\$4,727,780
Peoples	\$2,714,797
Old National	\$2,633,234
Fairway/Gallery	\$1,791,996
Owen Co SB	\$1,396,600
JPMorgan	\$615,400
JCBank	\$612,750
Fifth Third	\$491,825
Mtg Masters	\$239,112
Northwest Bk	\$25,000
Hallmark	\$0

Note - Charts & tables do not include re-recordings or modifications.

Transactions - April 2023

IUCU	63
Ruoff	18
German American	16
Old National	14
Peoples	13
1st Financial	7
Fifth Third	7
Fairway/Gallery	7
Owen Co SB	5
JCBank	4
JPMorgan	2
Northwest Bk	1
Mtg Masters	1
Hallmark	0



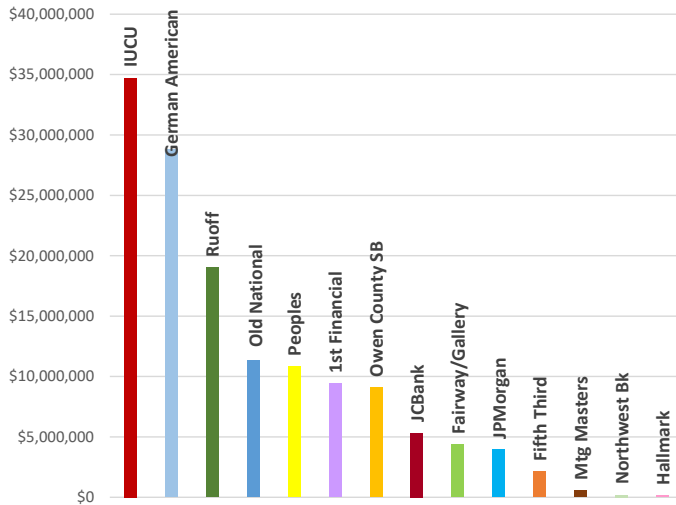
Mortgage Report covering all mortgages on Monre County property, both residential and commercial,
filed with the Monroe County Recorder during the month of April 2023.

Lender	0 to \$49,999		\$50,000 to \$199,999		\$200,000-\$499,999		\$500,000 & up		Total		Total	
	Docs	Amount	Docs	Amount	Docs	Amount	Docs	Amount	Docs	%	Amount	%
AMERICAN MTG SERVICE	0	0	0	0	0	0	0	0	0	0	0	0
BAXTER CREDIT UNION	2	50,000	0	0	0	0	0	0	2	0.7	50,000	0
BEDFORD FSB	0	0	2	220,000	3	858,000	1	550,000	6	2	1,628,000	1.4
BANK OF AMERICA	0	0	0	0	1	238,800	1	834,500	2	0.7	1,073,300	1
CRANE CREDIT UNION	1	34,000	3	206,412	3	684,300	1	500,000	8	2.7	1,424,712	1.3
FARM CREDIT MID AMERICA	0	0	0	0	1	298,500	0	0	1	0.3	298,500	0.3
FIRST FINANCIAL BANK	0	0	1	139,900	1	400,000	5	4,824,000	7	2.3	5,363,900	4.8
FREEDOM HOME MORTGAGE	0	0	1	146,520	1	312,545	0	0	2	0.7	459,065	0.4
FARMERS AND MECHANICS	0	0	0	0	2	714,000	0	0	2	0.7	714,000	0.6
FIFTH THIRD BANK	1	30,000	6	461,825	0	0	0	0	7	2.3	491,825	0.4
FAIRWAY/GALLERY	0	0	3	492,160	4	1,299,836	0	0	7	2.3	1,791,996	1.6
GERMAN AMERICAN BANCORP	3	60,000	5	581,000	3	716,435	5	8,451,073	16	5.3	9,808,508	8.7
HOOSIER HILLS CREDIT UNION	0	0	2	293,600	0	0	0	0	2	0.7	293,600	0.3
HALLMARK HOME MTG	0	0	0	0	0	0	0	0	0	0	0	0
INDIANA UNIVERSITY CU	17	534,400	28	2,732,614	13	4,116,331	5	10,875,249	63	21	18,258,594	16.3
JACKSON COUNTY BANK	1	48,750	2	152,000	1	412,000	0	0	4	1.3	612,750	0.5
JPMORGAN CHASE BANK	0	0	0	0	2	615,400	0	0	2	0.7	615,400	0.5
LOANDEPOT.COM	0	0	1	168,000	0	0	0	0	1	0.3	168,000	0.1
MORTGAGE MASTERS	0	0	0	0	1	239,112	0	0	1	0.3	239,112	0.2
NORTHWEST BANK	1	25,000	0	0	0	0	0	0	1	0.3	25,000	0
OWEN COUNTY STATE BANK	0	0	2	150,000	2	646,600	1	600,000	5	1.7	1,396,600	1.2
OLD NATIONAL BANK	1	38,997	7	659,987	5	1,347,750	1	586,500	14	4.7	2,633,234	2.3
PRIMELENDING	0	0	0	0	0	0	0	0	0	0	0	0
PEOPLES STATE BANK	3	74,000	4	551,820	6	2,088,977	0	0	13	4.3	2,714,797	2.4
REGIONS BANK	0	0	2	130,000	1	200,000	0	0	3	1	330,000	0.3
ROCKET MORTGAGE	0	0	6	865,912	4	1,217,936	0	0	10	3.3	2,083,848	1.9
REGIONS MORTGAGE	0	0	0	0	1	213,000	0	0	1	0.3	213,000	0.2
RUOFF MORTGAGE	0	0	5	833,891	13	3,893,889	0	0	18	6	4,727,780	4.2
UNITED STATES OF AMERICA	1	0	0	0	0	0	0	0	1	0.3	0	0
UNION SAVINGS BANK	0	0	0	0	3	981,575	0	0	3	1	981,575	0.9
WELLS FARGO BANK	0	0	0	0	0	0	0	0	0	0	0	0
All Others	18	337,510	38	4,987,149	34	10,096,349	8	38,541,120	98	32.7	53,962,128	48

TOTALS	49	1,232,657	118	13,772,790	105	31,591,335	28	65,762,442	300	100	112,359,224	100
--------	----	-----------	-----	------------	-----	------------	----	------------	-----	-----	-------------	-----

**Residential and commercial mortgages
filed in Monroe County during 2023.**

Dollars - Year-to-Date through April 2023

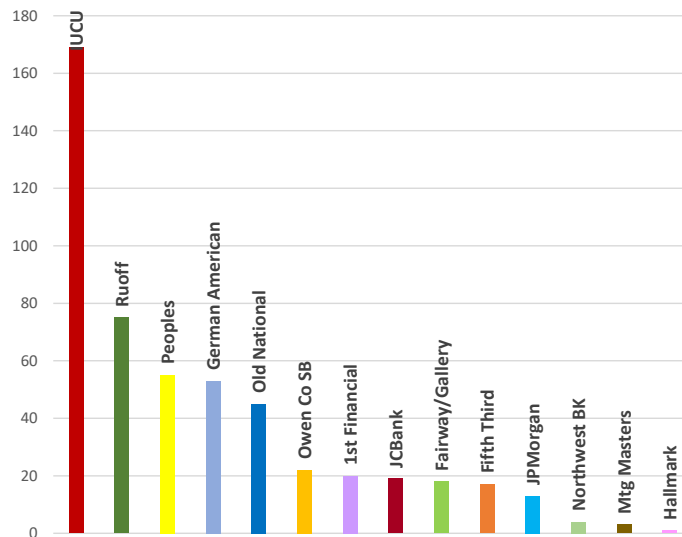


IUCU	\$34,722,522
German American	\$28,813,967
Ruoff	\$19,010,859
Old National	\$11,325,356
Peoples	\$10,815,654
1st Financial	\$9,412,530
Owen Co SB	\$9,077,496
JCBank	\$5,330,350
Fairway/Gallery	\$4,378,929
JPMorgan	\$3,956,156
Fifth Third	\$2,120,350
Mtg Masters	\$562,101
Northwest Bk	\$182,300
Hallmark	\$147,000

Note - Charts & tables do not include re-recordings or modifications.

Transactions - Year-to-Date through April 2023

IUCU	169
Ruoff	75
Peoples	55
German American	53
Old National	45
Owen Co SB	22
1st Financial	20
JCBank	19
Fairway/Gallery	18
Fifth Third	17
JPMorgan	13
Northwest Bk	4
Mtg Masters	3
Hallmark	1



Mortgage Report covering all mortgages on Monroe County property, both residential and commercial, filed with the Monroe County Recorder during 2023.

Lender	0 to \$49,999		\$50,000 to \$199,999		\$200,000-\$499,999		\$500,000 & up		Total		Total	
	Docs	Amount	Docs	Amount	Docs	Amount	Docs	Amount	Docs	%	Amount	%
AMERICAN MTG SERVICE	0	0	0	0	0	0	0	0	0	0	0	0
BAXTER CREDIT UNION	2	50,000	2	240,250	3	876,855	0	0	7	0.7	1,167,105	0.4
BEDFORD FSB	1	40,000	7	696,450	10	3,147,000	4	2,566,500	22	2.3	6,449,950	2.2
BANK OF AMERICA	0	0	0	0	1	238,800	1	834,500	2	0.2	1,073,300	0.4
CRANE FEDERAL CREDIT UNION	1	34,000	4	306,412	4	957,800	1	500,000	10	1	1,798,212	0.6
FARM CREDIT MID AMERICA	2	62,200	2	225,702	2	759,452	0	0	6	0.6	1,047,354	0.4
FIRST FINANCIAL BANK	2	84,000	4	411,300	6	1,999,230	8	6,918,000	20	2.1	9,412,530	3.2
FREEDOM HOME MORTGAGE	0	0	1	146,520	2	646,145	0	0	3	0.3	792,665	0.3
FARMERS AND MECHANICS	2	91,000	0	0	5	1,627,000	0	0	7	0.7	1,718,000	0.6
FIFTH THIRD BANK	2	55,000	12	1,126,625	3	938,725	0	0	17	1.8	2,120,350	0.7
FAIR WAY LENDING (GALLERY MTG)	0	0	10	1,514,860	7	2,159,819	1	704,250	18	1.9	4,378,929	1.5
GERMAN AMERICAN BANCORP	7	178,435	14	1,639,873	18	5,075,675	14	21,919,984	53	5.5	28,813,967	9.7
HOOSIER HILLS CREDIT UNION	0	0	5	654,600	3	763,310	0	0	8	0.8	1,417,910	0.5
HALLMARK HOME MTG	0	0	1	147,000	0	0	0	0	1	0.1	147,000	0
INDIANA UNIVERSITY CREDIT UNION	48	1,434,550	73	7,767,865	40	12,524,858	8	12,995,249	169	17.5	34,722,522	11.7
JACKSON COUNTY BANK	1	48,750	7	666,000	10	3,715,600	1	900,000	19	2	5,330,350	1.8
JPMORGAN CHASE BANK	0	0	3	395,576	8	2,346,100	2	1,214,480	13	1.3	3,956,156	1.3
LOANDEPOTCOM	0	0	3	408,000	2	745,000	0	0	5	0.5	1,153,000	0.4
MORTGAGE MASTERS	0	0	2	322,989	1	239,112	0	0	3	0.3	562,101	0.2
NORTHWEST BANK	2	72,000	2	110,300	0	0	0	0	4	0.4	182,300	0.1
OWEN COUNTY STATE BANK	0	0	6	719,600	11	3,180,896	5	5,177,000	22	2.3	9,077,496	3.1
OLD NATIONAL BANK	4	116,961	24	2,494,472	13	3,760,423	4	4,953,500	45	4.7	11,325,356	3.8
PRIMELENDING	0	0	0	0	0	0	0	0	0	0	0	0
PEOPLES STATE BANK	11	346,500	24	3,070,570	18	5,970,184	2	1,428,400	55	5.7	10,815,654	3.6
REGIONS BANK	5	140,500	5	360,000	1	200,000	0	0	11	1.1	700,500	0.2
ROCKET MORTGAGE	1	45,000	17	2,318,984	13	3,485,467	1	544,000	32	3.3	6,393,451	2.2
REGIONS MORTGAGE	0	0	0	0	2	603,000	0	0	2	0.2	603,000	0.2
RUOFF MORTGAGE	0	0	21	3,320,479	53	15,043,380	1	647,000	75	7.8	19,010,859	6.4
UNITED STATES OF AMERICA	2	7,869	2	279,500	2	544,650	0	0	6	0.6	832,019	0.3
UNION SAVINGS BANK	0	0	1	140,100	5	1,666,475	1	532,800	7	0.7	2,339,375	0.8
WELLS FARGO BANK	1	0	0	0	0	0	0	0	1	0.1	0	0
All Others	53	1,169,137	126	15,129,653	123	34,833,204	22	78,079,940	324	33.5	129,211,934	43.6
TOTALS	147	3,975,902	378	44,613,680	366	108,048,160	76	139,915,603	967	100	296,553,345	100

Mortgage Report covering all mortgages on Monre County property, both residential and commercial,
filed with the Monroe County Recorder during the month of April 2023.

Lender	0 to \$75,000		\$75,001 to \$199,999		\$200,000-\$726,200		\$726,201 & up		Total		Total	
	Docs	Amount	Docs	Amount	Docs	Amount	Docs	Amount	Docs	%	Amount	%
AMERICAN MTG SERVICE	0	0	0	0	0	0	0	0	0	0	0	0
BAXTER CREDIT UNION	2	50,000	0	0	0	0	0	0	2	0.7	50,000	0
BEDFORD FSB	1	60,000	1	160,000	4	1,408,000	0	0	6	2	1,628,000	1.4
BANK OF AMERICA	0	0	0	0	1	238,800	1	834,500	2	0.7	1,073,300	1
CRANE CREDIT UNION	3	140,412	1	100,000	4	1,184,300	0	0	8	2.7	1,424,712	1.3
FARM CREDIT MID AMERICA	0	0	0	0	1	298,500	0	0	1	0.3	298,500	0.3
FIRST FINANCIAL BANK	0	0	1	139,900	3	1,660,000	3	3,564,000	7	2.3	5,363,900	4.8
FREEDOM HOME MORTGAGE	0	0	1	146,520	1	312,545	0	0	2	0.7	459,065	0.4
FARMERS AND MECHANICS	0	0	0	0	2	714,000	0	0	2	0.7	714,000	0.6
FIFTH THIRD BANK	3	130,000	4	361,825	0	0	0	0	7	2.3	491,825	0.4
FAIRWAY/GALLERY	0	0	3	492,160	4	1,299,836	0	0	7	2.3	1,791,996	1.6
GERMAN AMERICAN BANCORP	3	60,000	5	581,000	6	2,607,508	2	6,560,000	16	5.3	9,808,508	8.7
HOOSIER HILLS CREDIT UNION	0	0	2	293,600	0	0	0	0	2	0.7	293,600	0.3
HALLMARK HOME MTG	0	0	0	0	0	0	0	0	0	0	0	0
INDIANA UNIVERSITY CU	27	1,108,500	18	2,158,514	14	4,754,331	4	10,237,249	63	21	18,258,594	16.3
JACKSON COUNTY BANK	2	115,750	1	85,000	1	412,000	0	0	4	1.3	612,750	0.5
JPMORGAN CHASE BANK	0	0	0	0	2	615,400	0	0	2	0.7	615,400	0.5
LOANDEPOT.COM	0	0	1	168,000	0	0	0	0	1	0.3	168,000	0.1
MORTGAGE MASTERS	0	0	0	0	1	239,112	0	0	1	0.3	239,112	0.2
NORTHWEST BANK	1	25,000	0	0	0	0	0	0	1	0.3	25,000	0
OWEN COUNTY STATE BANK	1	70,000	1	80,000	3	1,246,600	0	0	5	1.7	1,396,600	1.2
OLD NATIONAL BANK	4	196,997	4	501,987	6	1,934,250	0	0	14	4.7	2,633,234	2.3
PRIMELENDING	0	0	0	0	0	0	0	0	0	0	0	0
PEOPLES STATE BANK	4	124,000	3	501,820	6	2,088,977	0	0	13	4.3	2,714,797	2.4
REGIONS BANK	1	50,000	1	80,000	1	200,000	0	0	3	1	330,000	0.3
ROCKET MORTGAGE	0	0	6	865,912	4	1,217,936	0	0	10	3.3	2,083,848	1.9
REGIONS MORTGAGE	0	0	0	0	1	213,000	0	0	1	0.3	213,000	0.2
RUOFF MORTGAGE	0	0	5	833,891	13	3,893,889	0	0	18	6	4,727,780	4.2
UNITED STATES OF AMERICA	1	0	0	0	0	0	0	0	1	0.3	0	0
UNION SAVINGS BANK	0	0	0	0	3	981,575	0	0	3	1	981,575	0.9
WELLS FARGO BANK	0	0	0	0	0	0	0	0	0	0	0	0
All Others	29	887,510	27	4,437,149	38	12,548,469	4	36,089,000	98	32.7	53,962,128	48
TOTALS	82	3,018,169	85	11,987,278	119	40,069,028	14	57,284,749	300	100	112,359,224	100

Mortgage Report covering all mortgages on Monre County property, both residential and commercial,
filed with the Monroe County Recorder during 2023.

Lender	0 to \$75,000		\$75,001 to \$199,999		\$200,000-\$726,200		\$726,201 & up		Total		Total	
	Docs	Amount	Docs	Amount	Docs	Amount	Docs	Amount	Docs	%	Amount	%
AMERICAN MTG SERVICE	0	0	0	0	0	0	0	0	0	0	0	0
BAXTER CREDIT UNION	3	124,000	1	166,250	3	876,855	0	0	7	0.7	1,167,105	0.4
BEDFORD FSB	3	175,000	5	561,450	13	4,838,500	1	875,000	22	2.3	6,449,950	2.2
BANK OF AMERICA	0	0	0	0	1	238,800	1	834,500	2	0.2	1,073,300	0.4
CRANE CREDIT UNION	3	140,412	2	200,000	5	1,457,800	0	0	10	1	1,798,212	0.6
FARM CREDIT MID AMERICA	3	122,200	1	165,702	2	759,452	0	0	6	0.6	1,047,354	0.4
FIRST FINANCIAL BANK	4	201,000	2	294,300	10	4,533,230	4	4,384,000	20	2.1	9,412,530	3.2
FREEDOM HOME MORTGAGE	0	0	1	146,520	2	646,145	0	0	3	0.3	792,665	0.3
FARMERS AND MECHANICS	2	91,000	0	0	5	1,627,000	0	0	7	0.7	1,718,000	0.6
FIFTH THIRD BANK	5	205,000	9	976,625	3	938,725	0	0	17	1.8	2,120,350	0.7
FAIRWAY/GALLERY	0	0	10	1,514,860	8	2,864,069	0	0	18	1.9	4,378,929	1.5
GERMAN AMERICAN BANCORP	10	378,355	11	1,439,953	22	7,625,148	10	19,370,511	53	5.5	28,813,967	9.7
HOOSIER HILLS CREDIT UNION	0	0	5	654,600	3	763,310	0	0	8	0.8	1,417,910	0.5
HALLMARK HOME MTG	0	0	1	147,000	0	0	0	0	1	0.1	147,000	0
INDIANA UNIVERSITY CU	70	2,795,881	51	6,406,534	43	14,292,858	5	11,227,249	169	17.5	34,722,522	11.7
JACKSON COUNTY BANK	4	246,750	4	468,000	10	3,715,600	1	900,000	19	2	5,330,350	1.8
JPMORGAN CHASE BANK	0	0	3	395,576	10	3,560,580	0	0	13	1.3	3,956,156	1.3
LOANDEPOT.COM	0	0	3	408,000	2	745,000	0	0	5	0.5	1,153,000	0.4
MORTGAGE MASTERS	0	0	2	322,989	1	239,112	0	0	3	0.3	562,101	0.2
NORTHWEST BANK	4	182,300	0	0	0	0	0	0	4	0.4	182,300	0.1
OWEN COUNTY STATE BANK	2	142,000	4	577,600	12	3,780,896	4	4,577,000	22	2.3	9,077,496	3.1
OLD NATIONAL BANK	12	543,917	16	2,067,516	15	5,032,923	2	3,681,000	45	4.7	11,325,356	3.8
PRIMELENDING	0	0	0	0	0	0	0	0	0	0	0	0
PEOPLES STATE BANK	15	583,500	20	2,833,570	19	6,616,184	1	782,400	55	5.7	10,815,654	3.6
REGIONS BANK	7	240,500	3	260,000	1	200,000	0	0	11	1.1	700,500	0.2
ROCKET MORTGAGE	3	175,001	15	2,188,983	14	4,029,467	0	0	32	3.3	6,393,451	2.2
REGIONS MORTGAGE	0	0	0	0	2	603,000	0	0	2	0.2	603,000	0.2
RUOFF MORTGAGE	1	66,000	20	3,254,479	54	15,690,380	0	0	75	7.8	19,010,859	6.4
UNITED STATES OF AMERICA	2	7,869	2	279,500	2	544,650	0	0	6	0.6	832,019	0.3
UNION SAVINGS BANK	0	0	1	140,100	6	2,199,275	0	0	7	0.7	2,339,375	0.8
WELLS FARGO BANK	1	0	0	0	0	0	0	0	1	0.1	0	0
All Others	92	3,175,556	87	13,123,234	132	40,019,229	13	72,893,915	324	33.5	129,211,934	43.6
TOTALS	246	9,596,241	279	38,993,341	400	128,438,188	42	119,525,575	967	100	296,553,345	100