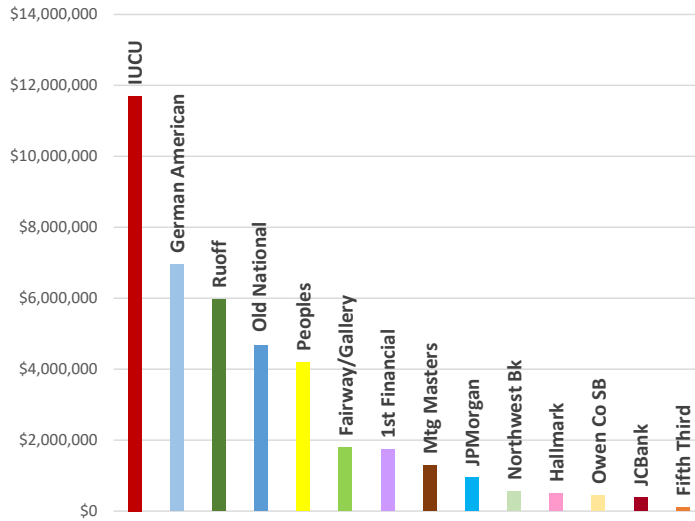


**Residential and commercial mortgages
filed in Monroe County during May 2023.**

Dollars - May 2023

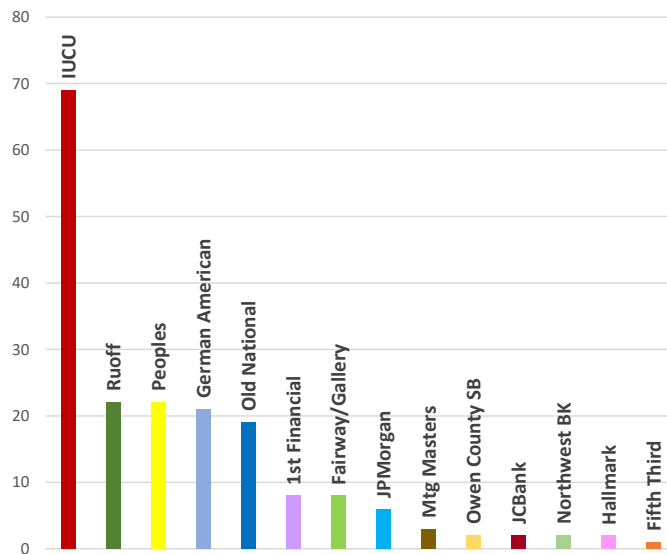


IUCU	\$11,699,175
German American	\$6,960,361
Ruoff	\$5,960,965
Old National	\$4,667,566
Peoples	\$4,182,578
Fairway/Gallery	\$1,803,277
1st Financial	\$1,740,600
Mtg Masters	\$1,281,820
JPMorgan	\$952,421
Northwest Bk	\$557,000
Hallmark	\$496,944
Owen Co SB	\$450,000
JCBank	\$381,400
Fifth Third	\$107,500

Note - Charts & tables do not include re-recordings or modifications.

Transactions - May 2023

IUCU	69
Ruoff	22
Peoples	22
German American	21
Old National	19
1st Financial	8
Fairway/Gallery	8
JPMorgan	6
Mtg Masters	3
Owen Co SB	2
JCBank	2
Northwest Bk	2
Hallmark	2
Fifth Third	1



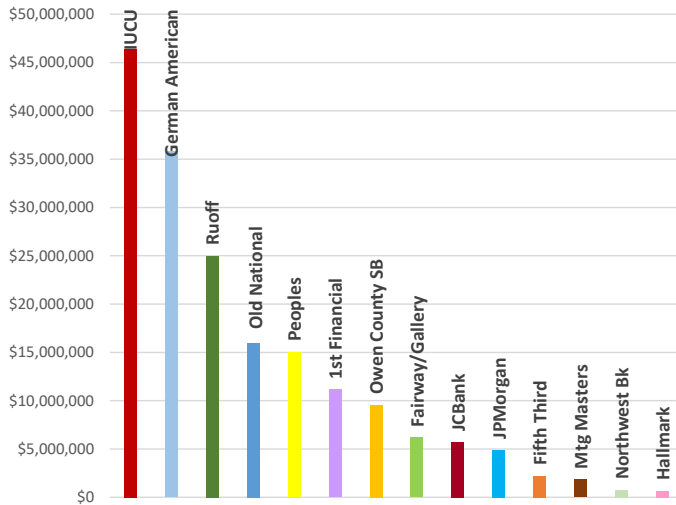
Mortgage Report covering all mortgages on Monre County property, both residential and commercial,
filed with the Monroe County Recorder during the month of May 2023.

Lender	0 to \$49,999		\$50,000 to \$199,999		\$200,000-\$499,999		\$500,000 & up		Total		Total	
	Docs	Amount	Docs	Amount	Docs	Amount	Docs	Amount	Docs	%	Amount	%
AMERICAN MTG SERVICE	0	0	0	0	0	0	0	0	0	0	0	0
BAXTER CREDIT UNION	0	0	1	50,000	3	787,510	0	0	4	1.2	837,510	0.4
BEDFORD FSB	0	0	1	160,000	3	910,000	0	0	4	1.2	1,070,000	0.4
BANK OF AMERICA	0	0	0	0	0	0	0	0	0	0	0	0
CRANE CREDIT UNION	2	50,000	2	208,000	1	225,000	0	0	5	1.5	483,000	0.2
FARM CREDIT MID AMERICA	0	0	1	53,249	2	803,615	1	750,000	4	1.2	1,606,864	0.7
FIRST FINANCIAL BANK	2	0	1	140,000	5	1,600,600	0	0	8	2.4	1,740,600	0.7
FREEDOM HOME MORTGAGE	0	0	2	311,639	0	0	0	0	2	0.6	311,639	0.1
FARMERS AND MECHANICS	0	0	0	0	0	0	0	0	0	0	0	0
FIFTH THIRD BANK	0	0	1	107,500	0	0	0	0	1	0.3	107,500	0
FAIRWAY/GALLERY	0	0	2	242,787	6	1,560,490	0	0	8	2.4	1,803,277	0.8
GERMAN AMERICAN BANCORP	1	30,426	9	1,121,800	8	2,518,635	3	3,289,500	21	6.4	6,960,361	2.9
HOOSIER HILLS CREDIT UNION	1	13,000	1	117,300	1	301,750	0	0	3	0.9	432,050	0.2
HALLMARK HOME MTG	0	0	0	0	2	496,944	0	0	2	0.6	496,944	0.2
INDIANA UNIVERSITY CU	10	316,181	33	3,324,900	23	6,473,094	3	1,585,000	69	20.9	11,699,175	4.9
JACKSON COUNTY BANK	0	0	1	135,000	1	246,400	0	0	2	0.6	381,400	0.2
JPMORGAN CHASE BANK	0	0	4	366,600	2	585,821	0	0	6	1.8	952,421	0.4
LOANDEPOT.COM	0	0	2	234,000	0	0	0	0	2	0.6	234,000	0.1
MORTGAGE MASTERS	0	0	1	184,420	1	384,900	1	712,500	3	0.9	1,281,820	0.5
NORTHWEST BANK	0	0	0	0	2	557,000	0	0	2	0.6	557,000	0.2
OWEN COUNTY STATE BANK	0	0	1	100,000	1	350,000	0	0	2	0.6	450,000	0.2
OLD NATIONAL BANK	2	64,716	8	1,092,240	7	2,057,430	2	1,453,180	19	5.8	4,667,566	2
PRIMELENDING	0	0	0	0	0	0	0	0	0	0	0	0
PEOPLES STATE BANK	3	107,000	11	1,260,000	8	2,815,578	0	0	22	6.7	4,182,578	1.8
REGIONS BANK	0	0	0	0	0	0	0	0	0	0	0	0
ROCKET MORTGAGE	0	0	3	420,000	2	590,175	1	540,000	6	1.8	1,550,175	0.7
REGIONS MORTGAGE	0	0	0	0	0	0	0	0	0	0	0	0
RUOFF MORTGAGE	0	0	5	623,020	16	4,768,345	1	569,600	22	6.7	5,960,965	2.5
UNITED STATES OF AMERICA	1	29,634	0	0	0	0	0	0	1	0.3	29,634	0
UNION SAVINGS BANK	0	0	1	120,300	0	0	0	0	1	0.3	120,300	0.1
WELLS FARGO BANK	0	0	0	0	1	479,500	0	0	1	0.3	479,500	0.2
All Others	13	281,249	29	3,545,001	50	15,116,182	18	170,595,040	110	33.3	189,537,472	79.7

TOTALS	35	892,206	120	13,917,756	145	43,628,969	30	179,494,820	330	100	237,933,751	100
--------	----	---------	-----	------------	-----	------------	----	-------------	-----	-----	-------------	-----

**Residential and commercial mortgages
filed in Monroe County during 2023.**

Dollars - Year-to-Date through May 2023

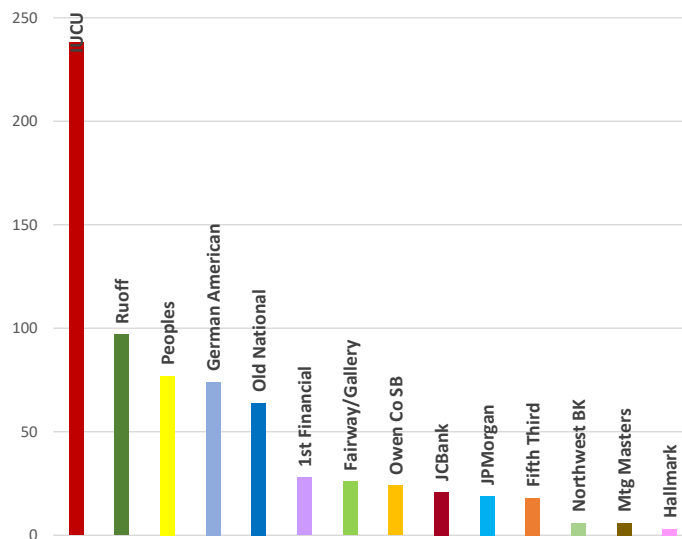


IUCU	\$46,421,697
German American	\$35,774,328
Ruoff	\$24,971,824
Old National	\$15,992,922
Peoples	\$14,998,232
1st Financial	\$11,153,130
Owen Co SB	\$9,527,496
Fairway/Gallery	\$6,182,206
JCBank	\$5,711,750
JPMorgan	\$4,908,577
Fifth Third	\$2,227,850
Mtg Masters	\$1,843,921
Northwest Bk	\$739,300
Hallmark	\$643,944

Note - Charts & tables do not include re-recordings or modifications.

Transactions - Year-to-Date through May 2023

IUCU	238
Ruoff	97
Peoples	77
German American	74
Old National	64
1st Financial	28
Fairway/Gallery	26
Owen Co SB	24
JCBank	21
JPMorgan	19
Fifth Third	18
Northwest Bk	6
Mtg Masters	6
Hallmark	3



Mortgage Report covering all mortgages on Monroe County property, both residential and commercial,
filed with the Monroe County Recorder during 2023.

Lender	0 to \$49,999		\$50,000 to \$199,999		\$200,000-\$499,999		\$500,000 & up		Total		Total	
	Docs	Amount	Docs	Amount	Docs	Amount	Docs	Amount	Docs	%	Amount	%
AMERICAN MTG SERVICE	0	0	0	0	0	0	0	0	0	0	0	0
BAXTER CREDIT UNION	2	50,000	3	290,250	6	1,664,365	0	0	11	0.8	2,004,615	0.4
BEDFORD FSB	1	40,000	8	856,450	13	4,057,000	4	2,566,500	26	2	7,519,950	1.4
BANK OF AMERICA	0	0	0	0	1	238,800	1	834,500	2	0.2	1,073,300	0.2
CRANE FEDERAL CREDIT UNION	3	84,000	6	514,412	5	1,182,800	1	500,000	15	1.2	2,281,212	0.4
FARM CREDIT MID AMERICA	2	62,200	3	278,951	4	1,563,067	1	750,000	10	0.8	2,654,218	0.5
FIRST FINANCIAL BANK	4	84,000	5	551,300	11	3,599,830	8	6,918,000	28	2.2	11,153,130	2.1
FREEDOM HOME MORTGAGE	0	0	3	458,159	2	646,145	0	0	5	0.4	1,104,304	0.2
FARMERS AND MECHANICS	2	91,000	0	0	5	1,627,000	0	0	7	0.5	1,718,000	0.3
FIFTH THIRD BANK	2	55,000	13	1,234,125	3	938,725	0	0	18	1.4	2,227,850	0.4
FAIR WAY LENDING (GALLERY MTG)	0	0	12	1,757,647	13	3,720,309	1	704,250	26	2	6,182,206	1.2
GERMAN AMERICAN BANCORP	8	208,861	23	2,761,673	26	7,594,310	17	25,209,484	74	5.7	35,774,328	6.7
HOOSIER HILLS CREDIT UNION	1	13,000	6	771,900	4	1,065,060	0	0	11	0.8	1,849,960	0.3
HALLMARK HOME MTG	0	0	1	147,000	2	496,944	0	0	3	0.2	643,944	0.1
INDIANA UNIVERSITY CREDIT UNION	58	1,750,731	106	11,092,765	63	18,997,952	11	14,580,249	238	18.4	46,421,697	8.7
JACKSON COUNTY BANK	1	48,750	8	801,000	11	3,962,000	1	900,000	21	1.6	5,711,750	1.1
JPMORGAN CHASE BANK	0	0	7	762,176	10	2,931,921	2	1,214,480	19	1.5	4,908,577	0.9
LOANDEPOTCOM	0	0	5	642,000	2	745,000	0	0	7	0.5	1,387,000	0.3
MORTGAGE MASTERS	0	0	3	507,409	2	624,012	1	712,500	6	0.5	1,843,921	0.3
NORTHWEST BANK	2	72,000	2	110,300	2	557,000	0	0	6	0.5	739,300	0.1
OWEN COUNTY STATE BANK	0	0	7	819,600	12	3,530,896	5	5,177,000	24	1.9	9,527,496	1.8
OLD NATIONAL BANK	6	181,677	32	3,586,712	20	5,817,853	6	6,406,680	64	4.9	15,992,922	3
PRIMELENDING	0	0	0	0	0	0	0	0	0	0	0	0
PEOPLES STATE BANK	14	453,500	35	4,330,570	26	8,785,762	2	1,428,400	77	5.9	14,998,232	2.8
REGIONS BANK	5	140,500	5	360,000	1	200,000	0	0	11	0.8	700,500	0.1
ROCKET MORTGAGE	1	45,000	20	2,738,984	15	4,075,642	2	1,084,000	38	2.9	7,943,626	1.5
REGIONS MORTGAGE	0	0	0	0	2	603,000	0	0	2	0.2	603,000	0.1
RUOFF MORTGAGE	0	0	26	3,943,499	69	19,811,725	2	1,216,600	97	7.5	24,971,824	4.7
UNITED STATES OF AMERICA	3	37,503	2	279,500	2	544,650	0	0	7	0.5	861,653	0.2
UNION SAVINGS BANK	0	0	2	260,400	5	1,666,475	1	532,800	8	0.6	2,459,675	0.5
WELLS FARGO BANK	1	0	0	0	1	479,500	0	0	2	0.2	479,500	0.1
All Others	66	1,450,386	155	18,674,654	173	49,949,386	40	248,674,980	434	33.5	318,749,406	59.6
TOTALS	182	4,868,108	498	58,531,436	511	151,677,129	106	319,410,423	1297	100	534,487,096	100

Mortgage Report covering all mortgages on Monre County property, both residential and commercial,
filed with the Monroe County Recorder during the month of May 2023.

Lender	0 to \$75,000		\$75,001 to \$199,999		\$200,000-\$726,200		\$726,201 & up		Total		Total	%
	Docs	Amount	Docs	Amount	Docs	Amount	Docs	Amount	Docs	%		
AMERICAN MTG SERVICE	0	0	0	0	0	0	0	0	0	0	0	0
BAXTER CREDIT UNION	1	50,000	0	0	3	787,510	0	0	4	1.2	837,510	0.4
BEDFORD FSB	0	0	1	160,000	3	910,000	0	0	4	1.2	1,070,000	0.4
BANK OF AMERICA	0	0	0	0	0	0	0	0	0	0	0	0
CRANE CREDIT UNION	2	50,000	2	208,000	1	225,000	0	0	5	1.5	483,000	0.2
FARM CREDIT MID AMERICA	1	53,249	0	0	2	803,615	1	750,000	4	1.2	1,606,864	0.7
FIRST FINANCIAL BANK	2	0	1	140,000	5	1,600,600	0	0	8	2.4	1,740,600	0.7
FREEDOM HOME MORTGAGE	0	0	2	311,639	0	0	0	0	2	0.6	311,639	0.1
FARMERS AND MECHANICS	0	0	0	0	0	0	0	0	0	0	0	0
FIFTH THIRD BANK	0	0	1	107,500	0	0	0	0	1	0.3	107,500	0
FAIRWAY/GALLERY	0	0	2	242,787	6	1,560,490	0	0	8	2.4	1,803,277	0.8
GERMAN AMERICAN BANCORP	3	151,426	7	1,000,800	9	3,168,635	2	2,639,500	21	6.4	6,960,361	2.9
HOOSIER HILLS CREDIT UNION	1	13,000	1	117,300	1	301,750	0	0	3	0.9	432,050	0.2
HALLMARK HOME MTG	0	0	0	0	2	496,944	0	0	2	0.6	496,944	0.2
INDIANA UNIVERSITY CU	21	945,681	22	2,695,400	26	8,058,094	0	0	69	20.9	11,699,175	4.9
JACKSON COUNTY BANK	0	0	1	135,000	1	246,400	0	0	2	0.6	381,400	0.2
JPMORGAN CHASE BANK	1	50,000	3	316,600	2	585,821	0	0	6	1.8	952,421	0.4
LOANDEPOT.COM	1	50,000	1	184,000	0	0	0	0	2	0.6	234,000	0.1
MORTGAGE MASTERS	0	0	1	184,420	2	1,097,400	0	0	3	0.9	1,281,820	0.5
NORTHWEST BANK	0	0	0	0	2	557,000	0	0	2	0.6	557,000	0.2
OWEN COUNTY STATE BANK	0	0	1	100,000	1	350,000	0	0	2	0.6	450,000	0.2
OLD NATIONAL BANK	3	124,716	7	1,032,240	8	2,610,610	1	900,000	19	5.8	4,667,566	2
PRIMELENDING	0	0	0	0	0	0	0	0	0	0	0	0
PEOPLES STATE BANK	5	243,700	9	1,123,300	8	2,815,578	0	0	22	6.7	4,182,578	1.8
REGIONS BANK	0	0	0	0	0	0	0	0	0	0	0	0
ROCKET MORTGAGE	0	0	3	420,000	3	1,130,175	0	0	6	1.8	1,550,175	0.7
REGIONS MORTGAGE	0	0	0	0	0	0	0	0	0	0	0	0
RUOFF MORTGAGE	0	0	5	623,020	17	5,337,945	0	0	22	6.7	5,960,965	2.5
UNITED STATES OF AMERICA	1	29,634	0	0	0	0	0	0	1	0.3	29,634	0
UNION SAVINGS BANK	0	0	1	120,300	0	0	0	0	1	0.3	120,300	0.1
WELLS FARGO BANK	0	0	0	0	1	479,500	0	0	1	0.3	479,500	0.2
All Others	20	645,249	22	3,181,001	54	17,599,632	14	168,111,590	110	33.3	189,537,472	79.7
TOTALS	62	2,406,655	93	12,403,307	157	50,722,699	18	172,401,090	330	100	237,933,751	100

Mortgage Report covering all mortgages on Monre County property, both residential and commercial,
filed with the Monroe County Recorder during 2023.

Lender	0 to \$75,000		\$75,001 to \$199,999		\$200,000-\$726,200		\$726,201 & up		Total		Total	
	Docs	Amount	Docs	Amount	Docs	Amount	Docs	Amount	Docs	%	Amount	%
AMERICAN MTG SERVICE	0	0	0	0	0	0	0	0	0	0	0	0
BAXTER CREDIT UNION	4	174,000	1	166,250	6	1,664,365	0	0	11	0.8	2,004,615	0.4
BEDFORD FSB	3	175,000	6	721,450	16	5,748,500	1	875,000	26	2	7,519,950	1.4
BANK OF AMERICA	0	0	0	0	1	238,800	1	834,500	2	0.2	1,073,300	0.2
CRANE CREDIT UNION	5	190,412	4	408,000	6	1,682,800	0	0	15	1.2	2,281,212	0.4
FARM CREDIT MID AMERICA	4	175,449	1	165,702	4	1,563,067	1	750,000	10	0.8	2,654,218	0.5
FIRST FINANCIAL BANK	6	201,000	3	434,300	15	6,133,830	4	4,384,000	28	2.2	11,153,130	2.1
FREEDOM HOME MORTGAGE	0	0	3	458,159	2	646,145	0	0	5	0.4	1,104,304	0.2
FARMERS AND MECHANICS	2	91,000	0	0	5	1,627,000	0	0	7	0.5	1,718,000	0.3
FIFTH THIRD BANK	5	205,000	10	1,084,125	3	938,725	0	0	18	1.4	2,227,850	0.4
FAIRWAY/GALLERY	0	0	12	1,757,647	14	4,424,559	0	0	26	2	6,182,206	1.2
GERMAN AMERICAN BANCORP	13	529,781	18	2,440,753	31	10,793,783	12	22,010,011	74	5.7	35,774,328	6.7
HOOSIER HILLS CREDIT UNION	1	13,000	6	771,900	4	1,065,060	0	0	11	0.8	1,849,960	0.3
HALLMARK HOME MTG	0	0	1	147,000	2	496,944	0	0	3	0.2	643,944	0.1
INDIANA UNIVERSITY CU	91	3,741,562	73	9,101,934	69	22,350,952	5	11,227,249	238	18.4	46,421,697	8.7
JACKSON COUNTY BANK	4	246,750	5	603,000	11	3,962,000	1	900,000	21	1.6	5,711,750	1.1
JPMORGAN CHASE BANK	1	50,000	6	712,176	12	4,146,401	0	0	19	1.5	4,908,577	0.9
LOANDEPOT.COM	1	50,000	4	592,000	2	745,000	0	0	7	0.5	1,387,000	0.3
MORTGAGE MASTERS	0	0	3	507,409	3	1,336,512	0	0	6	0.5	1,843,921	0.3
NORTHWEST BANK	4	182,300	0	0	2	557,000	0	0	6	0.5	739,300	0.1
OWEN COUNTY STATE BANK	2	142,000	5	677,600	13	4,130,896	4	4,577,000	24	1.9	9,527,496	1.8
OLD NATIONAL BANK	15	668,633	23	3,099,756	23	7,643,533	3	4,581,000	64	4.9	15,992,922	3
PRIMELENDING	0	0	0	0	0	0	0	0	0	0	0	0
PEOPLES STATE BANK	20	827,200	29	3,956,870	27	9,431,762	1	782,400	77	5.9	14,998,232	2.8
REGIONS BANK	7	240,500	3	260,000	1	200,000	0	0	11	0.8	700,500	0.1
ROCKET MORTGAGE	3	175,001	18	2,608,983	17	5,159,642	0	0	38	2.9	7,943,626	1.5
REGIONS MORTGAGE	0	0	0	0	2	603,000	0	0	2	0.2	603,000	0.1
RUOFF MORTGAGE	1	66,000	25	3,877,499	71	21,028,325	0	0	97	7.5	24,971,824	4.7
UNITED STATES OF AMERICA	3	37,503	2	279,500	2	544,650	0	0	7	0.5	861,653	0.2
UNION SAVINGS BANK	0	0	2	260,400	6	2,199,275	0	0	8	0.6	2,459,675	0.5
WELLS FARGO BANK	1	0	0	0	1	479,500	0	0	2	0.2	479,500	0.1
All Others	112	3,820,805	109	16,304,235	186	57,618,861	27	241,005,505	434	33.5	318,749,406	59.6
TOTALS	308	12,002,896	372	51,396,648	557	179,160,887	60	291,926,665	1297	100	534,487,096	100