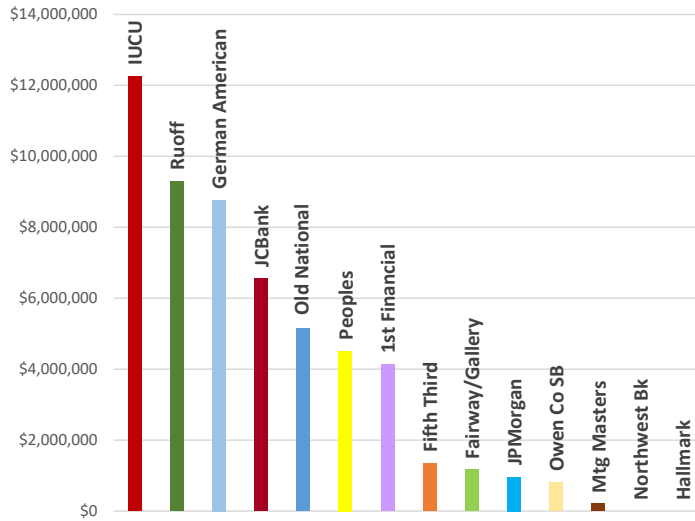


**Residential and commercial mortgages
filed in Monroe County during June 2023.**

Dollars - June 2023

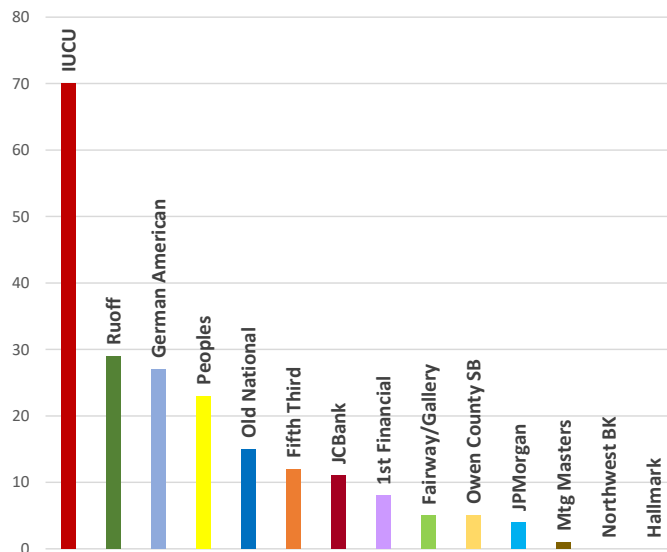


| | |
|-----------------|--------------|
| IUCU | \$12,252,714 |
| Ruoff | \$9,300,540 |
| German American | \$8,770,156 |
| JCBank | \$6,565,400 |
| Old National | \$5,153,377 |
| Peoples | \$4,512,596 |
| 1st Financial | \$4,131,500 |
| Fifth Third | \$1,339,450 |
| Fairway/Gallery | \$1,168,926 |
| JPMorgan | \$963,000 |
| Owen Co SB | \$802,340 |
| Mtg Masters | \$207,000 |
| Northwest Bk | \$0 |
| Hallmark | \$0 |

Note - Charts & tables do not include re-recordings or modifications.

Transactions - June 2023

| | |
|-----------------|----|
| IUCU | 70 |
| Ruoff | 29 |
| German American | 27 |
| Peoples | 23 |
| Old National | 15 |
| Fifth Third | 12 |
| JCBank | 11 |
| 1st Financial | 8 |
| Fairway/Gallery | 5 |
| Owen Co SB | 5 |
| JPMorgan | 4 |
| Mtg Masters | 1 |
| Northwest Bk | 0 |
| Hallmark | 0 |



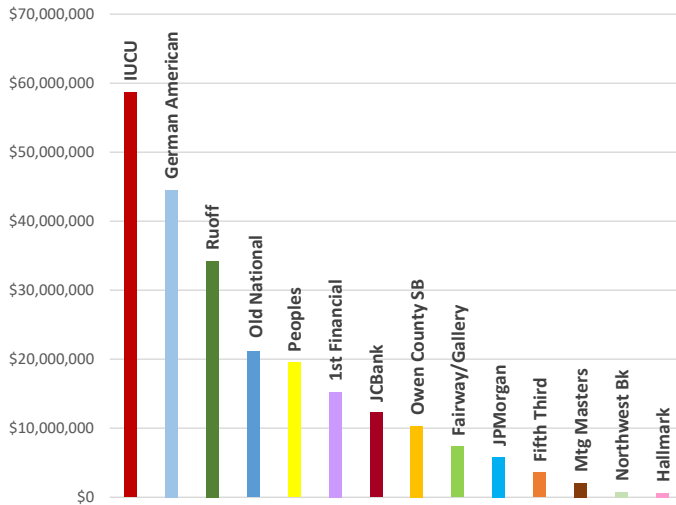
Mortgage Report covering all mortgages on Monre County property, both residential and commercial,
filed with the Monroe County Recorder during the month of June 2023.

| Lender | 0 to \$49,999 | | \$50,000 to \$199,999 | | \$200,000-\$499,999 | | \$500,000 & up | | Total | | Total | |
|----------------------------|---------------|---------|-----------------------|-----------|---------------------|------------|----------------|------------|-------|------|------------|------|
| | Docs | Amount | Docs | Amount | Docs | Amount | Docs | Amount | Docs | % | Amount | % |
| AMERICAN MTG SERVICE | 0 | 0 | 0 | 0 | 0 | 0 | 0 | 0 | 0 | 0 | 0 | 0 |
| BAXTER CREDIT UNION | 1 | 20,000 | 0 | 0 | 0 | 0 | 0 | 0 | 1 | 0.3 | 20,000 | 0 |
| BEDFORD FSB | 0 | 0 | 1 | 50,000 | 0 | 0 | 0 | 0 | 1 | 0.3 | 50,000 | 0.1 |
| BANK OF AMERICA | 0 | 0 | 1 | 70,000 | 0 | 0 | 0 | 0 | 1 | 0.3 | 70,000 | 0.1 |
| CRANE CREDIT UNION | 3 | 55,000 | 2 | 322,750 | 0 | 0 | 0 | 0 | 5 | 1.4 | 377,750 | 0.4 |
| FARM CREDIT MID AMERICA | 0 | 0 | 0 | 0 | 1 | 278,140 | 0 | 0 | 1 | 0.3 | 278,140 | 0.3 |
| FIRST FINANCIAL BANK | 0 | 0 | 2 | 150,000 | 2 | 726,500 | 4 | 3,255,000 | 8 | 2.2 | 4,131,500 | 4.6 |
| FREEDOM HOME MORTGAGE | 0 | 0 | 0 | 0 | 0 | 0 | 0 | 0 | 0 | 0 | 0 | 0 |
| FARMERS AND MECHANICS | 0 | 0 | 0 | 0 | 0 | 0 | 0 | 0 | 0 | 0 | 0 | 0 |
| FIFTH THIRD BANK | 0 | 0 | 10 | 824,450 | 2 | 515,000 | 0 | 0 | 12 | 3.4 | 1,339,450 | 1.5 |
| FAIRWAY/GALLERY | 0 | 0 | 2 | 352,650 | 3 | 816,276 | 0 | 0 | 5 | 1.4 | 1,168,926 | 1.3 |
| GERMAN AMERICAN BANCORP | 0 | 0 | 14 | 1,514,356 | 9 | 2,803,000 | 4 | 4,452,800 | 27 | 7.6 | 8,770,156 | 9.8 |
| HOOSIER HILLS CREDIT UNION | 1 | 38,000 | 4 | 474,750 | 1 | 203,000 | 0 | 0 | 6 | 1.7 | 715,750 | 0.8 |
| HALLMARK HOME MTG | 0 | 0 | 0 | 0 | 0 | 0 | 0 | 0 | 0 | 0 | 0 | 0 |
| INDIANA UNIVERSITY CU | 16 | 441,000 | 28 | 3,104,275 | 23 | 6,872,439 | 3 | 1,835,000 | 70 | 19.7 | 12,252,714 | 13.7 |
| JACKSON COUNTY BANK | 1 | 16,400 | 2 | 265,000 | 6 | 1,977,000 | 2 | 4,307,000 | 11 | 3.1 | 6,565,400 | 7.3 |
| JPMORGAN CHASE BANK | 0 | 0 | 1 | 95,000 | 3 | 868,000 | 0 | 0 | 4 | 1.1 | 963,000 | 1.1 |
| LOANDEPOT.COM | 0 | 0 | 0 | 0 | 1 | 227,950 | 0 | 0 | 1 | 0.3 | 227,950 | 0.3 |
| MORTGAGE MASTERS | 0 | 0 | 0 | 0 | 1 | 207,000 | 0 | 0 | 1 | 0.3 | 207,000 | 0.2 |
| NORTHWEST BANK | 0 | 0 | 0 | 0 | 0 | 0 | 0 | 0 | 0 | 0 | 0 | 0 |
| OWEN COUNTY STATE BANK | 0 | 0 | 4 | 467,000 | 1 | 335,340 | 0 | 0 | 5 | 1.4 | 802,340 | 0.9 |
| OLD NATIONAL BANK | 3 | 79,524 | 4 | 415,000 | 4 | 1,307,483 | 4 | 3,351,370 | 15 | 4.2 | 5,153,377 | 5.7 |
| PRIMELENDING | 0 | 0 | 0 | 0 | 0 | 0 | 0 | 0 | 0 | 0 | 0 | 0 |
| PEOPLES STATE BANK | 6 | 179,900 | 9 | 1,151,170 | 6 | 1,381,526 | 2 | 1,800,000 | 23 | 6.5 | 4,512,596 | 5 |
| REGIONS BANK | 2 | 35,000 | 1 | 60,000 | 1 | 250,000 | 0 | 0 | 4 | 1.1 | 345,000 | 0.4 |
| ROCKET MORTGAGE | 0 | 0 | 4 | 609,831 | 2 | 703,428 | 0 | 0 | 6 | 1.7 | 1,313,259 | 1.5 |
| REGIONS MORTGAGE | 0 | 0 | 0 | 0 | 0 | 0 | 0 | 0 | 0 | 0 | 0 | 0 |
| RUOFF MORTGAGE | 0 | 0 | 4 | 594,608 | 22 | 6,903,932 | 3 | 1,802,000 | 29 | 8.1 | 9,300,540 | 10.4 |
| UNITED STATES OF AMERICA | 2 | 62,842 | 2 | 180,478 | 2 | 606,550 | 1 | 573,000 | 7 | 2 | 1,422,870 | 1.6 |
| UNION SAVINGS BANK | 0 | 0 | 1 | 55,000 | 0 | 0 | 0 | 0 | 1 | 0.3 | 55,000 | 0.1 |
| WELLS FARGO BANK | 0 | 0 | 1 | 190,000 | 1 | 264,000 | 0 | 0 | 2 | 0.6 | 454,000 | 0.5 |
| All Others | 15 | 210,776 | 44 | 4,880,187 | 40 | 12,287,299 | 11 | 11,841,276 | 110 | 30.9 | 29,219,538 | 32.6 |

| | | | | | | | | | | | | |
|--------|----|-----------|-----|------------|-----|------------|----|------------|-----|-----|------------|-----|
| TOTALS | 50 | 1,138,442 | 141 | 15,826,505 | 131 | 39,533,863 | 34 | 33,217,446 | 356 | 100 | 89,716,256 | 100 |
|--------|----|-----------|-----|------------|-----|------------|----|------------|-----|-----|------------|-----|

**Residential and commercial mortgages
filed in Monroe County during 2023.**

Dollars - Year-to-Date through June 2023

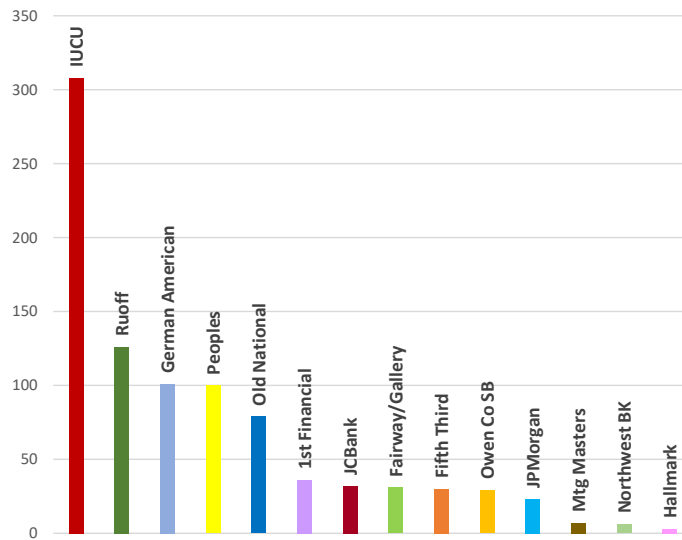


| | |
|-----------------|--------------|
| IUCU | \$58,674,411 |
| German American | \$44,544,484 |
| Ruoff | \$34,272,364 |
| Old National | \$21,146,299 |
| Peoples | \$19,510,828 |
| 1st Financial | \$15,284,630 |
| JCBank | \$12,277,150 |
| Owen Co SB | \$10,329,836 |
| Fairway/Gallery | \$7,351,132 |
| JPMorgan | \$5,871,577 |
| Fifth Third | \$3,567,300 |
| Mtg Masters | \$2,050,921 |
| Northwest Bk | \$739,300 |
| Hallmark | \$643,944 |

Note - Charts & tables do not include re-recordings or modifications.

Transactions - Year-to-Date through June 2023

| | |
|-----------------|-----|
| IUCU | 308 |
| Ruoff | 126 |
| German American | 101 |
| Peoples | 100 |
| Old National | 79 |
| 1st Financial | 36 |
| JCBank | 32 |
| Fairway/Gallery | 31 |
| Fifth Third | 30 |
| Owen Co SB | 29 |
| JPMorgan | 23 |
| Mtg Masters | 7 |
| Northwest Bk | 6 |
| Hallmark | 3 |



Mortgage Report covering all mortgages on Monroe County property, both residential and commercial,
filed with the Monroe County Recorder during 2023.

| Lender | 0 to \$49,999 | | \$50,000 to \$199,999 | | \$200,000-\$499,999 | | \$500,000 & up | | Total | | Total | |
|---------------------------------|---------------|-----------|-----------------------|------------|---------------------|-------------|----------------|-------------|-------|------|-------------|------|
| | Docs | Amount | Docs | Amount | Docs | Amount | Docs | Amount | Docs | % | Amount | % |
| AMERICAN MTG SERVICE | 0 | 0 | 0 | 0 | 0 | 0 | 0 | 0 | 0 | 0 | 0 | 0 |
| BAXTER CREDIT UNION | 3 | 70,000 | 3 | 290,250 | 6 | 1,664,365 | 0 | 0 | 12 | 0.7 | 2,024,615 | 0.3 |
| BEDFORD FSB | 1 | 40,000 | 9 | 906,450 | 13 | 4,057,000 | 4 | 2,566,500 | 27 | 1.6 | 7,569,950 | 1.2 |
| BANK OF AMERICA | 0 | 0 | 1 | 70,000 | 1 | 238,800 | 1 | 834,500 | 3 | 0.2 | 1,143,300 | 0.2 |
| CRANE FEDERAL CREDIT UNION | 6 | 139,000 | 8 | 837,162 | 5 | 1,182,800 | 1 | 500,000 | 20 | 1.2 | 2,658,962 | 0.4 |
| FARM CREDIT MID AMERICA | 2 | 62,200 | 3 | 278,951 | 5 | 1,841,207 | 1 | 750,000 | 11 | 0.7 | 2,932,358 | 0.5 |
| FIRST FINANCIAL BANK | 4 | 84,000 | 7 | 701,300 | 13 | 4,326,330 | 12 | 10,173,000 | 36 | 2.2 | 15,284,630 | 2.4 |
| FREEDOM HOME MORTGAGE | 0 | 0 | 3 | 458,159 | 2 | 646,145 | 0 | 0 | 5 | 0.3 | 1,104,304 | 0.2 |
| FARMERS AND MECHANICS | 2 | 91,000 | 0 | 0 | 5 | 1,627,000 | 0 | 0 | 7 | 0.4 | 1,718,000 | 0.3 |
| FIFTH THIRD BANK | 2 | 55,000 | 23 | 2,058,575 | 5 | 1,453,725 | 0 | 0 | 30 | 1.8 | 3,567,300 | 0.6 |
| FAIR WAY LENDING (GALLERY MTG) | 0 | 0 | 14 | 2,110,297 | 16 | 4,536,585 | 1 | 704,250 | 31 | 1.9 | 7,351,132 | 1.2 |
| GERMAN AMERICAN BANCORP | 8 | 208,861 | 37 | 4,276,029 | 35 | 10,397,310 | 21 | 29,662,284 | 101 | 6.1 | 44,544,484 | 7.1 |
| HOOSIER HILLS CREDIT UNION | 2 | 51,000 | 10 | 1,246,650 | 5 | 1,268,060 | 0 | 0 | 17 | 1 | 2,565,710 | 0.4 |
| HALLMARK HOME MTG | 0 | 0 | 1 | 147,000 | 2 | 496,944 | 0 | 0 | 3 | 0.2 | 643,944 | 0.1 |
| INDIANA UNIVERSITY CREDIT UNION | 74 | 2,191,731 | 134 | 14,197,040 | 86 | 25,870,391 | 14 | 16,415,249 | 308 | 18.6 | 58,674,411 | 9.4 |
| JACKSON COUNTY BANK | 2 | 65,150 | 10 | 1,066,000 | 17 | 5,939,000 | 3 | 5,207,000 | 32 | 1.9 | 12,277,150 | 2 |
| JPMORGAN CHASE BANK | 0 | 0 | 8 | 857,176 | 13 | 3,799,921 | 2 | 1,214,480 | 23 | 1.4 | 5,871,577 | 0.9 |
| LOANDEPOTCOM | 0 | 0 | 5 | 642,000 | 3 | 972,950 | 0 | 0 | 8 | 0.5 | 1,614,950 | 0.3 |
| MORTGAGE MASTERS | 0 | 0 | 3 | 507,409 | 3 | 831,012 | 1 | 712,500 | 7 | 0.4 | 2,050,921 | 0.3 |
| NORTHWEST BANK | 2 | 72,000 | 2 | 110,300 | 2 | 557,000 | 0 | 0 | 6 | 0.4 | 739,300 | 0.1 |
| OWEN COUNTY STATE BANK | 0 | 0 | 11 | 1,286,600 | 13 | 3,866,236 | 5 | 5,177,000 | 29 | 1.8 | 10,329,836 | 1.7 |
| OLD NATIONAL BANK | 9 | 261,201 | 36 | 4,001,712 | 24 | 7,125,336 | 10 | 9,758,050 | 79 | 4.8 | 21,146,299 | 3.4 |
| PRIMELENDING | 0 | 0 | 0 | 0 | 0 | 0 | 0 | 0 | 0 | 0 | 0 | 0 |
| PEOPLES STATE BANK | 20 | 633,400 | 44 | 5,481,740 | 32 | 10,167,288 | 4 | 3,228,400 | 100 | 6 | 19,510,828 | 3.1 |
| REGIONS BANK | 7 | 175,500 | 6 | 420,000 | 2 | 450,000 | 0 | 0 | 15 | 0.9 | 1,045,500 | 0.2 |
| ROCKET MORTGAGE | 1 | 45,000 | 24 | 3,348,815 | 17 | 4,779,070 | 2 | 1,084,000 | 44 | 2.7 | 9,256,885 | 1.5 |
| REGIONS MORTGAGE | 0 | 0 | 0 | 0 | 2 | 603,000 | 0 | 0 | 2 | 0.1 | 603,000 | 0.1 |
| RUOFF MORTGAGE | 0 | 0 | 30 | 4,538,107 | 91 | 26,715,657 | 5 | 3,018,600 | 126 | 7.6 | 34,272,364 | 5.5 |
| UNITED STATES OF AMERICA | 5 | 100,345 | 4 | 459,978 | 4 | 1,151,200 | 1 | 573,000 | 14 | 0.8 | 2,284,523 | 0.4 |
| UNION SAVINGS BANK | 0 | 0 | 3 | 315,400 | 5 | 1,666,475 | 1 | 532,800 | 9 | 0.5 | 2,514,675 | 0.4 |
| WELLS FARGO BANK | 1 | 0 | 1 | 190,000 | 2 | 743,500 | 0 | 0 | 4 | 0.2 | 933,500 | 0.1 |
| All Others | 81 | 1,661,162 | 199 | 23,554,841 | 213 | 62,236,685 | 51 | 260,516,256 | 544 | 32.9 | 347,968,944 | 55.7 |
| TOTALS | 232 | 6,006,550 | 639 | 74,357,941 | 642 | 191,210,992 | 140 | 352,627,869 | 1653 | 100 | 624,203,352 | 100 |

Mortgage Report covering all mortgages on Monre County property, both residential and commercial,
filed with the Monroe County Recorder during the month of June 2023.

| Lender | 0 to \$75,000 | | \$75,001 to \$199,999 | | \$200,000-\$726,200 | | \$726,201 & up | | Total | | Total | |
|----------------------------|---------------|-----------|-----------------------|------------|---------------------|------------|----------------|------------|-------|------|------------|------|
| | Docs | Amount | Docs | Amount | Docs | Amount | Docs | Amount | Docs | % | Amount | % |
| AMERICAN MTG SERVICE | 0 | 0 | 0 | 0 | 0 | 0 | 0 | 0 | 0 | 0 | 0 | 0 |
| BAXTER CREDIT UNION | 1 | 20,000 | 0 | 0 | 0 | 0 | 0 | 0 | 1 | 0.3 | 20,000 | 0 |
| BEDFORD FSB | 1 | 50,000 | 0 | 0 | 0 | 0 | 0 | 0 | 1 | 0.3 | 50,000 | 0.1 |
| BANK OF AMERICA | 1 | 70,000 | 0 | 0 | 0 | 0 | 0 | 0 | 1 | 0.3 | 70,000 | 0.1 |
| CRANE CREDIT UNION | 3 | 55,000 | 2 | 322,750 | 0 | 0 | 0 | 0 | 5 | 1.4 | 377,750 | 0.4 |
| FARM CREDIT MID AMERICA | 0 | 0 | 0 | 0 | 1 | 278,140 | 0 | 0 | 1 | 0.3 | 278,140 | 0.3 |
| FIRST FINANCIAL BANK | 1 | 50,000 | 1 | 100,000 | 4 | 1,896,500 | 2 | 2,085,000 | 8 | 2.2 | 4,131,500 | 4.6 |
| FREEDOM HOME MORTGAGE | 0 | 0 | 0 | 0 | 0 | 0 | 0 | 0 | 0 | 0 | 0 | 0 |
| FARMERS AND MECHANICS | 0 | 0 | 0 | 0 | 0 | 0 | 0 | 0 | 0 | 0 | 0 | 0 |
| FIFTH THIRD BANK | 5 | 304,450 | 5 | 520,000 | 2 | 515,000 | 0 | 0 | 12 | 3.4 | 1,339,450 | 1.5 |
| FAIRWAY/GALLERY | 0 | 0 | 2 | 352,650 | 3 | 816,276 | 0 | 0 | 5 | 1.4 | 1,168,926 | 1.3 |
| GERMAN AMERICAN BANCORP | 3 | 167,000 | 11 | 1,347,356 | 11 | 3,935,000 | 2 | 3,320,800 | 27 | 7.6 | 8,770,156 | 9.8 |
| HOOSIER HILLS CREDIT UNION | 1 | 38,000 | 4 | 474,750 | 1 | 203,000 | 0 | 0 | 6 | 1.7 | 715,750 | 0.8 |
| HALLMARK HOME MTG | 0 | 0 | 0 | 0 | 0 | 0 | 0 | 0 | 0 | 0 | 0 | 0 |
| INDIANA UNIVERSITY CU | 23 | 842,500 | 21 | 2,702,775 | 26 | 8,707,439 | 0 | 0 | 70 | 19.7 | 12,252,714 | 13.7 |
| JACKSON COUNTY BANK | 2 | 84,400 | 1 | 197,000 | 7 | 2,604,000 | 1 | 3,680,000 | 11 | 3.1 | 6,565,400 | 7.3 |
| JPMORGAN CHASE BANK | 0 | 0 | 1 | 95,000 | 3 | 868,000 | 0 | 0 | 4 | 1.1 | 963,000 | 1.1 |
| LOANDEPOT.COM | 0 | 0 | 0 | 0 | 1 | 227,950 | 0 | 0 | 1 | 0.3 | 227,950 | 0.3 |
| MORTGAGE MASTERS | 0 | 0 | 0 | 0 | 1 | 207,000 | 0 | 0 | 1 | 0.3 | 207,000 | 0.2 |
| NORTHWEST BANK | 0 | 0 | 0 | 0 | 0 | 0 | 0 | 0 | 0 | 0 | 0 | 0 |
| OWEN COUNTY STATE BANK | 2 | 121,000 | 2 | 346,000 | 1 | 335,340 | 0 | 0 | 5 | 1.4 | 802,340 | 0.9 |
| OLD NATIONAL BANK | 4 | 139,524 | 3 | 355,000 | 7 | 3,099,483 | 1 | 1,559,370 | 15 | 4.2 | 5,153,377 | 5.7 |
| PRIMELENDING | 0 | 0 | 0 | 0 | 0 | 0 | 0 | 0 | 0 | 0 | 0 | 0 |
| PEOPLES STATE BANK | 8 | 296,700 | 7 | 1,034,370 | 6 | 1,381,526 | 2 | 1,800,000 | 23 | 6.5 | 4,512,596 | 5 |
| REGIONS BANK | 3 | 95,000 | 0 | 0 | 1 | 250,000 | 0 | 0 | 4 | 1.1 | 345,000 | 0.4 |
| ROCKET MORTGAGE | 0 | 0 | 4 | 609,831 | 2 | 703,428 | 0 | 0 | 6 | 1.7 | 1,313,259 | 1.5 |
| REGIONS MORTGAGE | 0 | 0 | 0 | 0 | 0 | 0 | 0 | 0 | 0 | 0 | 0 | 0 |
| RUOFF MORTGAGE | 0 | 0 | 4 | 594,608 | 25 | 8,705,932 | 0 | 0 | 29 | 8.1 | 9,300,540 | 10.4 |
| UNITED STATES OF AMERICA | 3 | 133,920 | 1 | 109,400 | 3 | 1,179,550 | 0 | 0 | 7 | 2 | 1,422,870 | 1.6 |
| UNION SAVINGS BANK | 1 | 55,000 | 0 | 0 | 0 | 0 | 0 | 0 | 1 | 0.3 | 55,000 | 0.1 |
| WELLS FARGO BANK | 0 | 0 | 1 | 190,000 | 1 | 264,000 | 0 | 0 | 2 | 0.6 | 454,000 | 0.5 |
| All Others | 30 | 1,015,585 | 29 | 4,075,378 | 48 | 16,934,199 | 3 | 7,194,376 | 110 | 30.9 | 29,219,538 | 32.6 |
| TOTALS | 92 | 3,538,079 | 99 | 13,426,868 | 154 | 53,111,763 | 11 | 19,639,546 | 356 | 100 | 89,716,256 | 100 |

Mortgage Report covering all mortgages on Monre County property, both residential and commercial,
filed with the Monroe County Recorder during 2023.

| Lender | 0 to \$75,000 | | \$75,001 to \$199,999 | | \$200,000-\$726,200 | | \$726,201 & up | | Total | | Total | |
|----------------------------|---------------|------------|-----------------------|------------|---------------------|-------------|----------------|-------------|-------|------|-------------|------|
| | Docs | Amount | Docs | Amount | Docs | Amount | Docs | Amount | Docs | % | Amount | % |
| AMERICAN MTG SERVICE | 0 | 0 | 0 | 0 | 0 | 0 | 0 | 0 | 0 | 0 | 0 | 0 |
| BAXTER CREDIT UNION | 5 | 194,000 | 1 | 166,250 | 6 | 1,664,365 | 0 | 0 | 12 | 0.7 | 2,024,615 | 0.3 |
| BEDFORD FSB | 4 | 225,000 | 6 | 721,450 | 16 | 5,748,500 | 1 | 875,000 | 27 | 1.6 | 7,569,950 | 1.2 |
| BANK OF AMERICA | 1 | 70,000 | 0 | 0 | 1 | 238,800 | 1 | 834,500 | 3 | 0.2 | 1,143,300 | 0.2 |
| CRANE CREDIT UNION | 8 | 245,412 | 6 | 730,750 | 6 | 1,682,800 | 0 | 0 | 20 | 1.2 | 2,658,962 | 0.4 |
| FARM CREDIT MID AMERICA | 4 | 175,449 | 1 | 165,702 | 5 | 1,841,207 | 1 | 750,000 | 11 | 0.7 | 2,932,358 | 0.5 |
| FIRST FINANCIAL BANK | 7 | 251,000 | 4 | 534,300 | 19 | 8,030,330 | 6 | 6,469,000 | 36 | 2.2 | 15,284,630 | 2.4 |
| FREEDOM HOME MORTGAGE | 0 | 0 | 3 | 458,159 | 2 | 646,145 | 0 | 0 | 5 | 0.3 | 1,104,304 | 0.2 |
| FARMERS AND MECHANICS | 2 | 91,000 | 0 | 0 | 5 | 1,627,000 | 0 | 0 | 7 | 0.4 | 1,718,000 | 0.3 |
| FIFTH THIRD BANK | 10 | 509,450 | 15 | 1,604,125 | 5 | 1,453,725 | 0 | 0 | 30 | 1.8 | 3,567,300 | 0.6 |
| FAIRWAY/GALLERY | 0 | 0 | 14 | 2,110,297 | 17 | 5,240,835 | 0 | 0 | 31 | 1.9 | 7,351,132 | 1.2 |
| GERMAN AMERICAN BANCORP | 16 | 696,781 | 29 | 3,788,109 | 42 | 14,728,783 | 14 | 25,330,811 | 101 | 6.1 | 44,544,484 | 7.1 |
| HOOSIER HILLS CREDIT UNION | 2 | 51,000 | 10 | 1,246,650 | 5 | 1,268,060 | 0 | 0 | 17 | 1 | 2,565,710 | 0.4 |
| HALLMARK HOME MTG | 0 | 0 | 1 | 147,000 | 2 | 496,944 | 0 | 0 | 3 | 0.2 | 643,944 | 0.1 |
| INDIANA UNIVERSITY CU | 114 | 4,584,062 | 94 | 11,804,709 | 95 | 31,058,391 | 5 | 11,227,249 | 308 | 18.6 | 58,674,411 | 9.4 |
| JACKSON COUNTY BANK | 6 | 331,150 | 6 | 800,000 | 18 | 6,566,000 | 2 | 4,580,000 | 32 | 1.9 | 12,277,150 | 2 |
| JPMORGAN CHASE BANK | 1 | 50,000 | 7 | 807,176 | 15 | 5,014,401 | 0 | 0 | 23 | 1.4 | 5,871,577 | 0.9 |
| LOANDEPOT.COM | 1 | 50,000 | 4 | 592,000 | 3 | 972,950 | 0 | 0 | 8 | 0.5 | 1,614,950 | 0.3 |
| MORTGAGE MASTERS | 0 | 0 | 3 | 507,409 | 4 | 1,543,512 | 0 | 0 | 7 | 0.4 | 2,050,921 | 0.3 |
| NORTHWEST BANK | 4 | 182,300 | 0 | 0 | 2 | 557,000 | 0 | 0 | 6 | 0.4 | 739,300 | 0.1 |
| OWEN COUNTY STATE BANK | 4 | 263,000 | 7 | 1,023,600 | 14 | 4,466,236 | 4 | 4,577,000 | 29 | 1.8 | 10,329,836 | 1.7 |
| OLD NATIONAL BANK | 19 | 808,157 | 26 | 3,454,756 | 30 | 10,743,016 | 4 | 6,140,370 | 79 | 4.8 | 21,146,299 | 3.4 |
| PRIMELENDING | 0 | 0 | 0 | 0 | 0 | 0 | 0 | 0 | 0 | 0 | 0 | 0 |
| PEOPLES STATE BANK | 28 | 1,123,900 | 36 | 4,991,240 | 33 | 10,813,288 | 3 | 2,582,400 | 100 | 6 | 19,510,828 | 3.1 |
| REGIONS BANK | 10 | 335,500 | 3 | 260,000 | 2 | 450,000 | 0 | 0 | 15 | 0.9 | 1,045,500 | 0.2 |
| ROCKET MORTGAGE | 3 | 175,001 | 22 | 3,218,814 | 19 | 5,863,070 | 0 | 0 | 44 | 2.7 | 9,256,885 | 1.5 |
| REGIONS MORTGAGE | 0 | 0 | 0 | 0 | 2 | 603,000 | 0 | 0 | 2 | 0.1 | 603,000 | 0.1 |
| RUOFF MORTGAGE | 1 | 66,000 | 29 | 4,472,107 | 96 | 29,734,257 | 0 | 0 | 126 | 7.6 | 34,272,364 | 5.5 |
| UNITED STATES OF AMERICA | 6 | 171,423 | 3 | 388,900 | 5 | 1,724,200 | 0 | 0 | 14 | 0.8 | 2,284,523 | 0.4 |
| UNION SAVINGS BANK | 1 | 55,000 | 2 | 260,400 | 6 | 2,199,275 | 0 | 0 | 9 | 0.5 | 2,514,675 | 0.4 |
| WELLS FARGO BANK | 1 | 0 | 1 | 190,000 | 2 | 743,500 | 0 | 0 | 4 | 0.2 | 933,500 | 0.1 |
| All Others | 142 | 4,836,390 | 138 | 20,379,613 | 234 | 74,553,060 | 30 | 248,199,881 | 544 | 32.9 | 347,968,944 | 55.7 |
| TOTALS | 400 | 15,540,975 | 471 | 64,823,516 | 711 | 232,272,650 | 71 | 311,566,211 | 1653 | 100 | 624,203,352 | 100 |