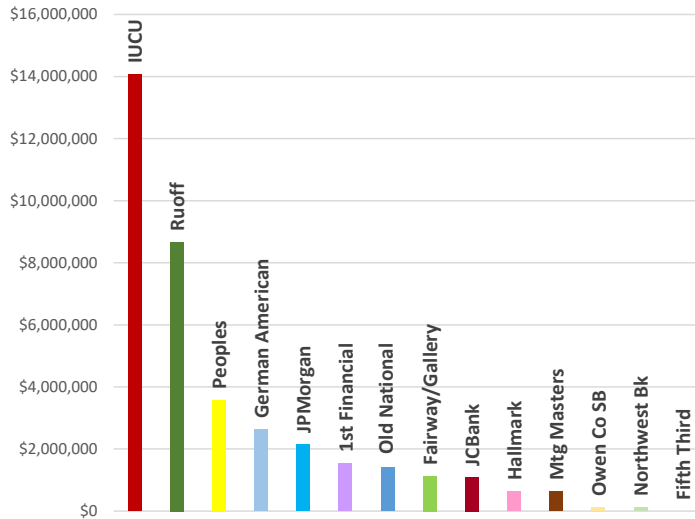


**Residential and commercial mortgages
filed in Monroe County during July 2023.**

Dollars - July 2023

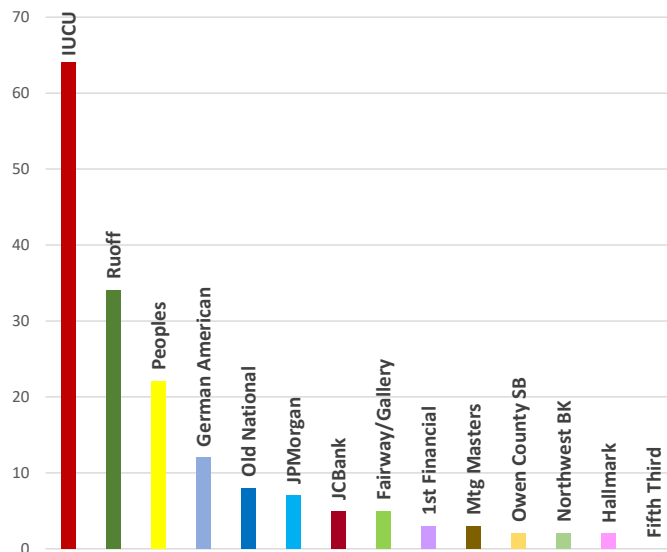


IUCU	\$14,061,444
Ruoff	\$8,671,545
Peoples	\$3,563,201
German American	\$2,626,874
JPMorgan	\$2,158,130
1st Financial	\$1,543,850
Old National	\$1,413,933
Fairway/Gallery	\$1,128,546
JCBank	\$1,095,500
Hallmark	\$637,314
Mtg Masters	\$634,500
Owen Co SB	\$120,000
Northwest Bk	\$117,000
Fifth Third	\$0

Note - Charts & tables do not include re-recordings or modifications.

Transactions - July 2023

IUCU	64
Ruoff	34
Peoples	22
German American	12
Old National	8
JPMorgan	7
JCBank	5
Fairway/Gallery	5
1st Financial	3
Mtg Masters	3
Owen Co SB	2
Northwest Bk	2
Hallmark	2
Fifth Third	0



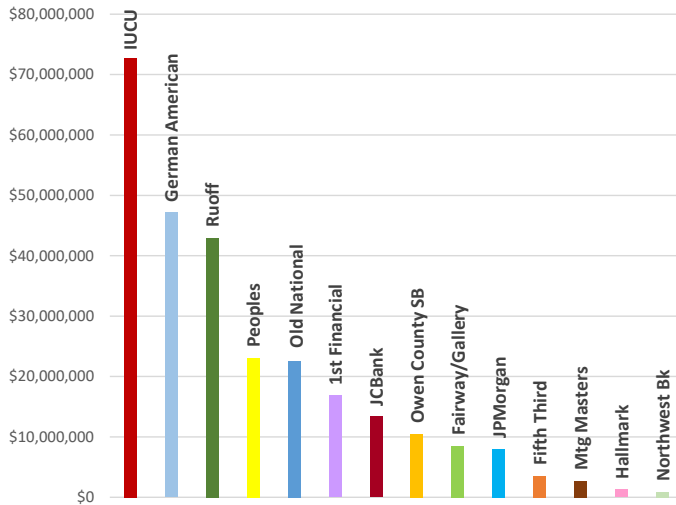
Mortgage Report covering all mortgages on Monre County property, both residential and commercial,
filed with the Monroe County Recorder during the month of July 2023.

Lender	0 to \$49,999		\$50,000 to \$199,999		\$200,000-\$499,999		\$500,000 & up		Total		Total	
	Docs	Amount	Docs	Amount	Docs	Amount	Docs	Amount	Docs	%	Amount	%
AMERICAN MTG SERVICE	0	0	0	0	0	0	0	0	0	0	0	0
BAXTER CREDIT UNION	0	0	0	0	0	0	0	0	0	0	0	0
BEDFORD FSB	0	0	2	181,000	0	0	0	0	2	0.7	181,000	0.1
BANK OF AMERICA	0	0	0	0	1	229,600	0	0	1	0.3	229,600	0.2
CRANE CREDIT UNION	0	0	2	167,000	1	249,100	0	0	3	1	416,100	0.3
FARM CREDIT MID AMERICA	0	0	3	245,200	0	0	0	0	3	1	245,200	0.2
FIRST FINANCIAL BANK	1	35,000	0	0	1	340,100	1	1,168,750	3	1	1,543,850	1.1
FREEDOM HOME MORTGAGE	0	0	1	192,307	0	0	0	0	1	0.3	192,307	0.1
FARMERS AND MECHANICS	0	0	0	0	1	225,000	0	0	1	0.3	225,000	0.2
FIFTH THIRD BANK	0	0	0	0	0	0	0	0	0	0	0	0
FAIRWAY/GALLERY	0	0	1	164,957	4	963,589	0	0	5	1.7	1,128,546	0.8
GERMAN AMERICAN BANCORP	2	65,000	3	307,250	6	1,734,824	1	519,800	12	4.1	2,626,874	1.8
HOOSIER HILLS CREDIT UNION	1	25,000	4	458,300	3	741,220	0	0	8	2.7	1,224,520	0.8
HALLMARK HOME MTG	0	0	0	0	2	637,314	0	0	2	0.7	637,314	0.4
INDIANA UNIVERSITY CU	11	295,000	29	3,078,200	15	4,131,218	9	6,557,026	64	21.6	14,061,444	9.7
JACKSON COUNTY BANK	1	20,300	2	128,000	1	380,000	1	567,200	5	1.7	1,095,500	0.8
JPMORGAN CHASE BANK	0	0	2	296,000	5	1,862,130	0	0	7	2.4	2,158,130	1.5
LOANDEPOT.COM	0	0	0	0	0	0	0	0	0	0	0	0
MORTGAGE MASTERS	0	0	2	361,500	1	273,000	0	0	3	1	634,500	0.4
NORTHWEST BANK	0	0	2	117,000	0	0	0	0	2	0.7	117,000	0.1
OWEN COUNTY STATE BANK	1	35,000	1	85,000	0	0	0	0	2	0.7	120,000	0.1
OLD NATIONAL BANK	0	0	4	471,299	4	942,634	0	0	8	2.7	1,413,933	1
PRIMELENDING	0	0	0	0	0	0	0	0	0	0	0	0
PEOPLES STATE BANK	6	244,400	9	1,148,650	6	1,604,901	1	565,250	22	7.4	3,563,201	2.5
REGIONS BANK	0	0	1	50,000	1	495,440	0	0	2	0.7	545,440	0.4
ROCKET MORTGAGE	0	0	2	181,000	3	907,700	2	1,796,000	7	2.4	2,884,700	2
REGIONS MORTGAGE	0	0	0	0	0	0	0	0	0	0	0	0
RUOFF MORTGAGE	0	0	12	1,734,092	21	6,414,103	1	523,350	34	11.5	8,671,545	6
UNITED STATES OF AMERICA	0	0	0	0	1	240,000	0	0	1	0.3	240,000	0.2
UNION SAVINGS BANK	0	0	3	392,800	2	561,200	0	0	5	1.7	954,000	0.7
WELLS FARGO BANK	0	0	0	0	0	0	1	66,215,000	1	0.3	66,215,000	45.7
All Others	14	237,828	36	4,593,565	36	10,343,393	6	18,375,200	92	31.1	33,549,986	23.2

TOTALS	37	957,528	121	14,353,120	115	33,276,466	23	96,287,576	296	100	144,874,690	100
--------	----	---------	-----	------------	-----	------------	----	------------	-----	-----	-------------	-----

**Residential and commercial mortgages
filed in Monroe County during 2023.**

Dollars - Year-to-Date through July 2023

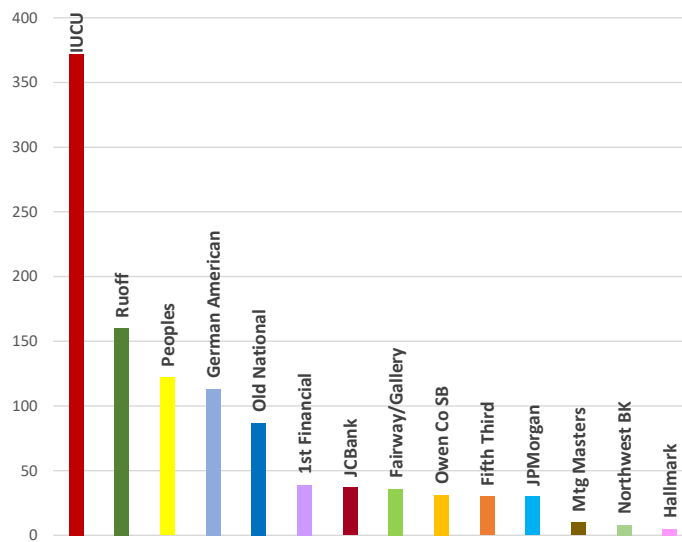


IUCU	\$72,735,855
German American	\$47,171,358
Ruoff	\$42,943,909
Peoples	\$23,074,029
Old National	\$22,560,232
1st Financial	\$16,828,480
JCBank	\$13,372,650
Owen Co SB	\$10,449,836
Fairway/Gallery	\$8,479,678
JPMorgan	\$8,029,707
Fifth Third	\$3,567,300
Mtg Masters	\$2,685,421
Hallmark	\$1,281,258
Northwest Bk	\$856,300

Note - Charts & tables do not include re-recordings or modifications.

Transactions - Year-to-Date through July 2023

IUCU	372
Ruoff	160
Peoples	122
German American	113
Old National	87
1st Financial	39
JCBank	37
Fairway/Gallery	36
Owen Co SB	31
Fifth Third	30
JPMorgan	30
Mtg Masters	10
Northwest Bk	8
Hallmark	5



Mortgage Report covering all mortgages on Monroe County property, both residential and commercial,
filed with the Monroe County Recorder during 2023.

Lender	0 to \$49,999		\$50,000 to \$199,999		\$200,000-\$499,999		\$500,000 & up		Total		Total	
	Docs	Amount	Docs	Amount	Docs	Amount	Docs	Amount	Docs	%	Amount	%
AMERICAN MTG SERVICE	0	0	0	0	0	0	0	0	0	0	0	0
BAXTER CREDIT UNION	3	70,000	3	290,250	6	1,664,365	0	0	12	0.6	2,024,615	0.3
BEDFORD FSB	1	40,000	11	1,087,450	13	4,057,000	4	2,566,500	29	1.5	7,750,950	1
BANK OF AMERICA	0	0	1	70,000	2	468,400	1	834,500	4	0.2	1,372,900	0.2
CRANE FEDERAL CREDIT UNION	6	139,000	10	1,004,162	6	1,431,900	1	500,000	23	1.2	3,075,062	0.4
FARM CREDIT MID AMERICA	2	62,200	6	524,151	5	1,841,207	1	750,000	14	0.7	3,177,558	0.4
FIRST FINANCIAL BANK	5	119,000	7	701,300	14	4,666,430	13	11,341,750	39	2	16,828,480	2.2
FREEDOM HOME MORTGAGE	0	0	4	650,466	2	646,145	0	0	6	0.3	1,296,611	0.2
FARMERS AND MECHANICS	2	91,000	0	0	6	1,852,000	0	0	8	0.4	1,943,000	0.3
FIFTH THIRD BANK	2	55,000	23	2,058,575	5	1,453,725	0	0	30	1.5	3,567,300	0.5
FAIR WAY LENDING (GALLERY MTG)	0	0	15	2,275,254	20	5,500,174	1	704,250	36	1.8	8,479,678	1.1
GERMAN AMERICAN BANCORP	10	273,861	40	4,583,279	41	12,132,134	22	30,182,084	113	5.8	47,171,358	6.1
HOOSIER HILLS CREDIT UNION	3	76,000	14	1,704,950	8	2,009,280	0	0	25	1.3	3,790,230	0.5
HALLMARK HOME MTG	0	0	1	147,000	4	1,134,258	0	0	5	0.3	1,281,258	0.2
INDIANA UNIVERSITY CREDIT UNION	85	2,486,731	163	17,275,240	101	30,001,609	23	22,972,275	372	19.1	72,735,855	9.5
JACKSON COUNTY BANK	3	85,450	12	1,194,000	18	6,319,000	4	5,774,200	37	1.9	13,372,650	1.7
JPMORGAN CHASE BANK	0	0	10	1,153,176	18	5,662,051	2	1,214,480	30	1.5	8,029,707	1
LOANDEPOTCOM	0	0	5	642,000	3	972,950	0	0	8	0.4	1,614,950	0.2
MORTGAGE MASTERS	0	0	5	868,909	4	1,104,012	1	712,500	10	0.5	2,685,421	0.3
NORTHWEST BANK	2	72,000	4	227,300	2	557,000	0	0	8	0.4	856,300	0.1
OWEN COUNTY STATE BANK	1	35,000	12	1,371,600	13	3,866,236	5	5,177,000	31	1.6	10,449,836	1.4
OLD NATIONAL BANK	9	261,201	40	4,473,011	28	8,067,970	10	9,758,050	87	4.5	22,560,232	2.9
PRIMELENDING	0	0	0	0	0	0	0	0	0	0	0	0
PEOPLES STATE BANK	26	877,800	53	6,630,390	38	11,772,189	5	3,793,650	122	6.3	23,074,029	3
REGIONS BANK	7	175,500	7	470,000	3	945,440	0	0	17	0.9	1,590,940	0.2
ROCKET MORTGAGE	1	45,000	26	3,529,815	20	5,686,770	4	2,880,000	51	2.6	12,141,585	1.6
REGIONS MORTGAGE	0	0	0	0	2	603,000	0	0	2	0.1	603,000	0.1
RUOFF MORTGAGE	0	0	42	6,272,199	112	33,129,760	6	3,541,950	160	8.2	42,943,909	5.6
UNITED STATES OF AMERICA	5	100,345	4	459,978	5	1,391,200	1	573,000	15	0.8	2,524,523	0.3
UNION SAVINGS BANK	0	0	6	708,200	7	2,227,675	1	532,800	14	0.7	3,468,675	0.5
WELLS FARGO BANK	1	0	1	190,000	2	743,500	1	66,215,000	5	0.3	67,148,500	8.7
All Others	95	1,898,990	235	28,148,406	249	72,580,078	57	278,891,456	636	32.6	381,518,930	49.6
TOTALS	269	6,964,078	760	88,711,061	757	224,487,458	163	448,915,445	1949	100	769,078,042	100

Mortgage Report covering all mortgages on Monre County property, both residential and commercial,
filed with the Monroe County Recorder during the month of July 2023.

Lender	0 to \$75,000		\$75,001 to \$199,999		\$200,000-\$726,200		\$726,201 & up		Total		Total	
	Docs	Amount	Docs	Amount	Docs	Amount	Docs	Amount	Docs	%	Amount	%
AMERICAN MTG SERVICE	0	0	0	0	0	0	0	0	0	0	0	0
BAXTER CREDIT UNION	0	0	0	0	0	0	0	0	0	0	0	0
BEDFORD FSB	1	75,000	1	106,000	0	0	0	0	2	0.7	181,000	0.1
BANK OF AMERICA	0	0	0	0	1	229,600	0	0	1	0.3	229,600	0.2
CRANE CREDIT UNION	1	75,000	1	92,000	1	249,100	0	0	3	1	416,100	0.3
FARM CREDIT MID AMERICA	2	120,825	1	124,375	0	0	0	0	3	1	245,200	0.2
FIRST FINANCIAL BANK	1	35,000	0	0	1	340,100	1	1,168,750	3	1	1,543,850	1.1
FREEDOM HOME MORTGAGE	0	0	1	192,307	0	0	0	0	1	0.3	192,307	0.1
FARMERS AND MECHANICS	0	0	0	0	1	225,000	0	0	1	0.3	225,000	0.2
FIFTH THIRD BANK	0	0	0	0	0	0	0	0	0	0	0	0
FAIRWAY/GALLERY	0	0	1	164,957	4	963,589	0	0	5	1.7	1,128,546	0.8
GERMAN AMERICAN BANCORP	4	196,000	1	176,250	7	2,254,624	0	0	12	4.1	2,626,874	1.8
HOOSIER HILLS CREDIT UNION	3	138,300	2	345,000	3	741,220	0	0	8	2.7	1,224,520	0.8
HALLMARK HOME MTG	0	0	0	0	2	637,314	0	0	2	0.7	637,314	0.4
INDIANA UNIVERSITY CU	21	888,500	19	2,484,700	22	8,474,368	2	2,213,876	64	21.6	14,061,444	9.7
JACKSON COUNTY BANK	3	148,300	0	0	2	947,200	0	0	5	1.7	1,095,500	0.8
JPMORGAN CHASE BANK	0	0	2	296,000	5	1,862,130	0	0	7	2.4	2,158,130	1.5
LOANDEPOT.COM	0	0	0	0	0	0	0	0	0	0	0	0
MORTGAGE MASTERS	0	0	2	361,500	1	273,000	0	0	3	1	634,500	0.4
NORTHWEST BANK	2	117,000	0	0	0	0	0	0	2	0.7	117,000	0.1
OWEN COUNTY STATE BANK	1	35,000	1	85,000	0	0	0	0	2	0.7	120,000	0.1
OLD NATIONAL BANK	1	50,000	3	421,299	4	942,634	0	0	8	2.7	1,413,933	1
PRIMELENDING	0	0	0	0	0	0	0	0	0	0	0	0
PEOPLES STATE BANK	7	310,900	8	1,082,150	7	2,170,151	0	0	22	7.4	3,563,201	2.5
REGIONS BANK	1	50,000	0	0	1	495,440	0	0	2	0.7	545,440	0.4
ROCKET MORTGAGE	1	51,000	1	130,000	4	1,607,700	1	1,096,000	7	2.4	2,884,700	2
REGIONS MORTGAGE	0	0	0	0	0	0	0	0	0	0	0	0
RUOFF MORTGAGE	0	0	12	1,734,092	22	6,937,453	0	0	34	11.5	8,671,545	6
UNITED STATES OF AMERICA	0	0	0	0	1	240,000	0	0	1	0.3	240,000	0.2
UNION SAVINGS BANK	1	64,000	2	328,800	2	561,200	0	0	5	1.7	954,000	0.7
WELLS FARGO BANK	0	0	0	0	0	0	1	66,215,000	1	0.3	66,215,000	45.7
All Others	21	606,828	29	4,224,565	40	13,061,593	2	15,657,000	92	31.1	33,549,986	23.2
TOTALS	71	2,961,653	87	12,348,995	131	43,213,416	7	86,350,626	296	100	144,874,690	100

Mortgage Report covering all mortgages on Monre County property, both residential and commercial,
filed with the Monroe County Recorder during 2023.

Lender	0 to \$75,000		\$75,001 to \$199,999		\$200,000-\$726,200		\$726,201 & up		Total		Total	
	Docs	Amount	Docs	Amount	Docs	Amount	Docs	Amount	Docs	%	Amount	%
AMERICAN MTG SERVICE	0	0	0	0	0	0	0	0	0	0	0	0
BAXTER CREDIT UNION	5	194,000	1	166,250	6	1,664,365	0	0	12	0.6	2,024,615	0.3
BEDFORD FSB	5	300,000	7	827,450	16	5,748,500	1	875,000	29	1.5	7,750,950	1
BANK OF AMERICA	1	70,000	0	0	2	468,400	1	834,500	4	0.2	1,372,900	0.2
CRANE CREDIT UNION	9	320,412	7	822,750	7	1,931,900	0	0	23	1.2	3,075,062	0.4
FARM CREDIT MID AMERICA	6	296,274	2	290,077	5	1,841,207	1	750,000	14	0.7	3,177,558	0.4
FIRST FINANCIAL BANK	8	286,000	4	534,300	20	8,370,430	7	7,637,750	39	2	16,828,480	2.2
FREEDOM HOME MORTGAGE	0	0	4	650,466	2	646,145	0	0	6	0.3	1,296,611	0.2
FARMERS AND MECHANICS	2	91,000	0	0	6	1,852,000	0	0	8	0.4	1,943,000	0.3
FIFTH THIRD BANK	10	509,450	15	1,604,125	5	1,453,725	0	0	30	1.5	3,567,300	0.5
FAIRWAY/GALLERY	0	0	15	2,275,254	21	6,204,424	0	0	36	1.8	8,479,678	1.1
GERMAN AMERICAN BANCORP	20	892,781	30	3,964,359	49	16,983,407	14	25,330,811	113	5.8	47,171,358	6.1
HOOSIER HILLS CREDIT UNION	5	189,300	12	1,591,650	8	2,009,280	0	0	25	1.3	3,790,230	0.5
HALLMARK HOME MTG	0	0	1	147,000	4	1,134,258	0	0	5	0.3	1,281,258	0.2
INDIANA UNIVERSITY CU	135	5,472,562	113	14,289,409	117	39,532,759	7	13,441,125	372	19.1	72,735,855	9.5
JACKSON COUNTY BANK	9	479,450	6	800,000	20	7,513,200	2	4,580,000	37	1.9	13,372,650	1.7
JPMORGAN CHASE BANK	1	50,000	9	1,103,176	20	6,876,531	0	0	30	1.5	8,029,707	1
LOANDEPOT.COM	1	50,000	4	592,000	3	972,950	0	0	8	0.4	1,614,950	0.2
MORTGAGE MASTERS	0	0	5	868,909	5	1,816,512	0	0	10	0.5	2,685,421	0.3
NORTHWEST BANK	6	299,300	0	0	2	557,000	0	0	8	0.4	856,300	0.1
OWEN COUNTY STATE BANK	5	298,000	8	1,108,600	14	4,466,236	4	4,577,000	31	1.6	10,449,836	1.4
OLD NATIONAL BANK	20	858,157	29	3,876,055	34	11,685,650	4	6,140,370	87	4.5	22,560,232	2.9
PRIMELENDING	0	0	0	0	0	0	0	0	0	0	0	0
PEOPLES STATE BANK	35	1,434,800	44	6,073,390	40	12,983,439	3	2,582,400	122	6.3	23,074,029	3
REGIONS BANK	11	385,500	3	260,000	3	945,440	0	0	17	0.9	1,590,940	0.2
ROCKET MORTGAGE	4	226,001	23	3,348,814	23	7,470,770	1	1,096,000	51	2.6	12,141,585	1.6
REGIONS MORTGAGE	0	0	0	0	2	603,000	0	0	2	0.1	603,000	0.1
RUOFF MORTGAGE	1	66,000	41	6,206,199	118	36,671,710	0	0	160	8.2	42,943,909	5.6
UNITED STATES OF AMERICA	6	171,423	3	388,900	6	1,964,200	0	0	15	0.8	2,524,523	0.3
UNION SAVINGS BANK	2	119,000	4	589,200	8	2,760,475	0	0	14	0.7	3,468,675	0.5
WELLS FARGO BANK	1	0	1	190,000	2	743,500	1	66,215,000	5	0.3	67,148,500	8.7
All Others	163	5,443,218	167	24,604,178	274	87,614,653	32	263,856,881	636	32.6	381,518,930	49.6
TOTALS	471	18,502,628	558	77,172,511	842	275,486,066	78	397,916,837	1949	100	769,078,042	100