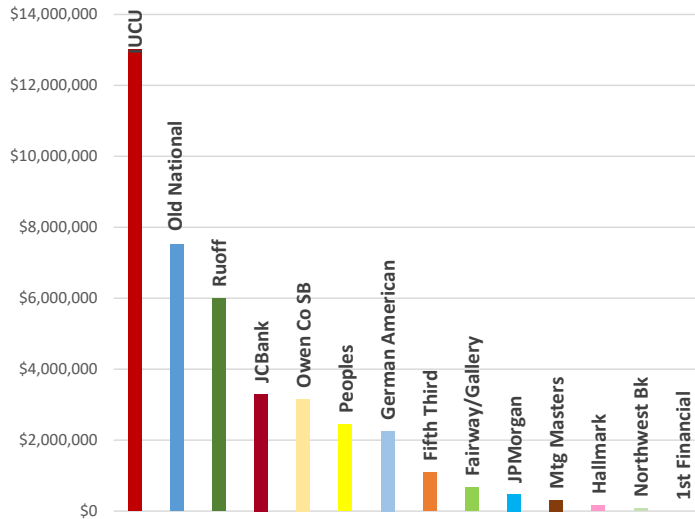


**Residential and commercial mortgages
filed in Monroe County during August 2023.**

Dollars - August 2023

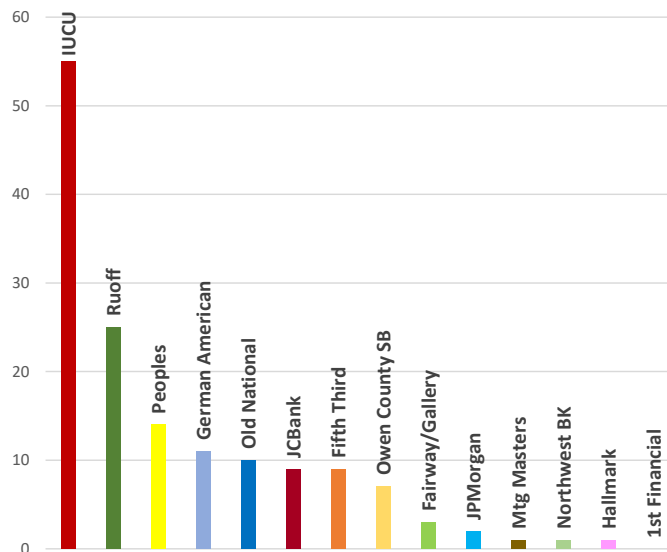


IUCU	\$13,013,650
Old National	\$7,510,672
Ruoff	\$5,989,743
JCBank	\$3,300,150
Owen Co SB	\$3,159,600
Peoples	\$2,439,617
German American	\$2,256,078
Fifth Third	\$1,095,857
Fairway/Gallery	\$666,025
JPMorgan	\$480,000
Mtg Masters	\$313,405
Hallmark	\$167,688
Northwest Bk	\$68,000
1st Financial	\$0

Note - Charts & tables do not include re-recordings or modifications.

Transactions - August 2023

IUCU	55
Ruoff	25
Peoples	14
German American	11
Old National	10
JCBank	9
Fifth Third	9
Owen Co SB	7
Fairway/Gallery	3
JPMorgan	2
Mtg Masters	1
Northwest Bk	1
Hallmark	1
1st Financial	0



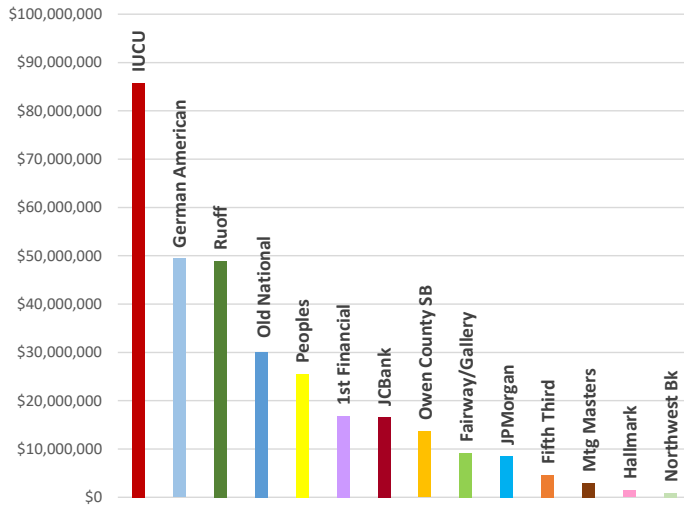
Mortgage Report covering all mortgages on Monre County property, both residential and commercial,
filed with the Monroe County Recorder during the month of August 2023.

Lender	0 to \$49,999		\$50,000 to \$199,999		\$200,000-\$499,999		\$500,000 & up		Total		Total	
	Docs	Amount	Docs	Amount	Docs	Amount	Docs	Amount	Docs	%	Amount	%
AMERICAN MTG SERVICE	0	0	0	0	0	0	0	0	0	0	0	0
BAXTER CREDIT UNION	1	47,000	0	0	0	0	0	0	1	0.4	47,000	0.1
BEDFORD FSB	0	0	0	0	1	200,000	1	508,000	2	0.7	708,000	0.8
BANK OF AMERICA	0	0	1	131,800	0	0	0	0	1	0.4	131,800	0.1
CRANE CREDIT UNION	3	79,000	3	177,000	0	0	0	0	6	2.2	256,000	0.3
FARM CREDIT MID AMERICA	0	0	0	0	0	0	1	874,000	1	0.4	874,000	0.9
FIRST FINANCIAL BANK	0	0	0	0	0	0	0	0	0	0	0	0
FREEDOM HOME MORTGAGE	0	0	1	179,894	1	217,679	0	0	2	0.7	397,573	0.4
FARMERS AND MECHANICS	0	0	0	0	0	0	0	0	0	0	0	0
FIFTH THIRD BANK	1	45,000	7	460,322	0	0	1	590,535	9	3.3	1,095,857	1.2
FAIRWAY/GALLERY	0	0	1	99,975	2	566,050	0	0	3	1.1	666,025	0.7
GERMAN AMERICAN BANCORP	1	12,000	6	823,643	3	800,435	1	620,000	11	4.1	2,256,078	2.4
HOOSIER HILLS CREDIT UNION	0	0	5	527,250	1	297,500	1	620,500	7	2.6	1,445,250	1.5
HALLMARK HOME MTG	0	0	1	167,688	0	0	0	0	1	0.4	167,688	0.2
INDIANA UNIVERSITY CU	7	203,600	28	2,538,700	16	4,305,350	4	5,966,000	55	20.4	13,013,650	13.9
JACKSON COUNTY BANK	0	0	2	336,000	6	2,064,150	1	900,000	9	3.3	3,300,150	3.5
JPMORGAN CHASE BANK	0	0	0	0	2	480,000	0	0	2	0.7	480,000	0.5
LOANDEPOT.COM	0	0	0	0	0	0	0	0	0	0	0	0
MORTGAGE MASTERS	0	0	0	0	1	313,405	0	0	1	0.4	313,405	0.3
NORTHWEST BANK	0	0	1	68,000	0	0	0	0	1	0.4	68,000	0.1
OWEN COUNTY STATE BANK	0	0	3	475,600	1	202,000	3	2,482,000	7	2.6	3,159,600	3.4
OLD NATIONAL BANK	2	52,149	4	570,603	2	487,920	2	6,400,000	10	3.7	7,510,672	8
PRIMELENDING	0	0	0	0	0	0	0	0	0	0	0	0
PEOPLES STATE BANK	2	70,000	7	861,925	5	1,507,692	0	0	14	5.2	2,439,617	2.6
REGIONS BANK	1	15,000	0	0	0	0	0	0	1	0.4	15,000	0
ROCKET MORTGAGE	0	0	4	604,585	1	253,700	0	0	5	1.9	858,285	0.9
REGIONS MORTGAGE	0	0	1	140,000	0	0	0	0	1	0.4	140,000	0.1
RUOFF MORTGAGE	0	0	10	1,624,522	15	4,365,221	0	0	25	9.3	5,989,743	6.4
UNITED STATES OF AMERICA	0	0	2	300,557	0	0	0	0	2	0.7	300,557	0.3
UNION SAVINGS BANK	0	0	0	0	2	445,000	0	0	2	0.7	445,000	0.5
WELLS FARGO BANK	0	0	0	0	0	0	0	0	0	0	0	0
All Others	14	152,128	28	3,002,904	38	10,988,353	11	33,581,160	91	33.7	47,724,545	50.9

TOTALS	32	675,877	115	13,090,968	97	27,494,455	26	52,542,195	270	100	93,803,495	100
--------	----	---------	-----	------------	----	------------	----	------------	-----	-----	------------	-----

**Residential and commercial mortgages
filed in Monroe County during 2023.**

Dollars - Year-to-Date through August 2023

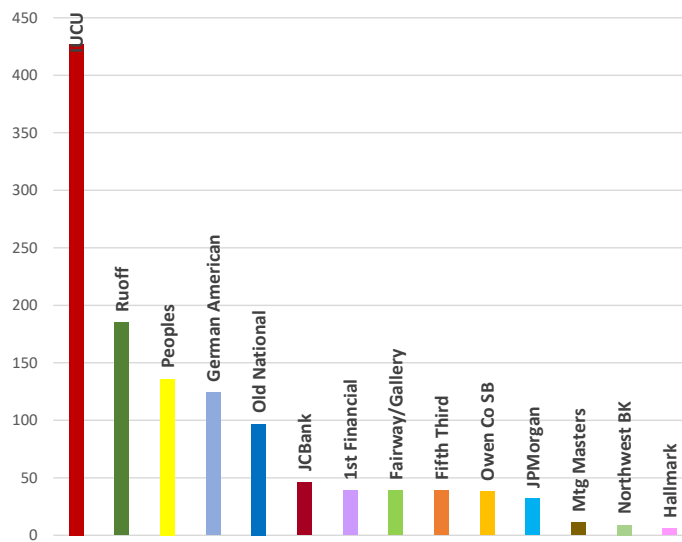


IUCU	\$85,749,505
German American	\$49,427,436
Ruoff	\$48,933,652
Old National	\$30,070,904
Peoples	\$25,513,646
1st Financial	\$16,828,480
JCBank	\$16,672,800
Owen Co SB	\$13,609,436
Fairway/Gallery	\$9,145,703
JPMorgan	\$8,509,707
Fifth Third	\$4,663,157
Mtg Masters	\$2,998,826
Hallmark	\$1,448,946
Northwest Bk	\$924,300

Note - Charts & tables do not include re-recordings or modifications.

Transactions - Year-to-Date through August 2023

IUCU	427
Ruoff	185
Peoples	136
German American	124
Old National	97
JCBank	46
1st Financial	39
Fairway/Gallery	39
Fifth Third	39
Owen Co SB	38
JPMorgan	32
Mtg Masters	11
Northwest Bk	9
Hallmark	6



Mortgage Report covering all mortgages on Monroe County property, both residential and commercial,
filed with the Monroe County Recorder during 2023.

Lender	0 to \$49,999		\$50,000 to \$199,999		\$200,000-\$499,999		\$500,000 & up		Total		Total	
	Docs	Amount	Docs	Amount	Docs	Amount	Docs	Amount	Docs	%	Amount	%
AMERICAN MTG SERVICE	0	0	0	0	0	0	0	0	0	0	0	0
BAXTER CREDIT UNION	4	117,000	3	290,250	6	1,664,365	0	0	13	0.6	2,071,615	0.2
BEDFORD FSB	1	40,000	11	1,087,450	14	4,257,000	5	3,074,500	31	1.4	8,458,950	1
BANK OF AMERICA	0	0	2	201,800	2	468,400	1	834,500	5	0.2	1,504,700	0.2
CRANE FEDERAL CREDIT UNION	9	218,000	13	1,181,162	6	1,431,900	1	500,000	29	1.3	3,331,062	0.4
FARM CREDIT MID AMERICA	2	62,200	6	524,151	5	1,841,207	2	1,624,000	15	0.7	4,051,558	0.5
FIRST FINANCIAL BANK	5	119,000	7	701,300	14	4,666,430	13	11,341,750	39	1.8	16,828,480	2
FREEDOM HOME MORTGAGE	0	0	5	830,360	3	863,824	0	0	8	0.4	1,694,184	0.2
FARMERS AND MECHANICS	2	91,000	0	0	6	1,852,000	0	0	8	0.4	1,943,000	0.2
FIFTH THIRD BANK	3	100,000	30	2,518,897	5	1,453,725	1	590,535	39	1.8	4,663,157	0.5
FAIR WAY LENDING (GALLERY MTG)	0	0	16	2,375,229	22	6,066,224	1	704,250	39	1.8	9,145,703	1.1
GERMAN AMERICAN BANCORP	11	285,861	46	5,406,922	44	12,932,569	23	30,802,084	124	5.6	49,427,436	5.7
HOOSIER HILLS CREDIT UNION	3	76,000	19	2,232,200	9	2,306,780	1	620,500	32	1.4	5,235,480	0.6
HALLMARK HOME MTG	0	0	2	314,688	4	1,134,258	0	0	6	0.3	1,448,946	0.2
INDIANA UNIVERSITY CREDIT UNION	92	2,690,331	191	19,813,940	117	34,306,959	27	28,938,275	427	19.2	85,749,505	9.9
JACKSON COUNTY BANK	3	85,450	14	1,530,000	24	8,383,150	5	6,674,200	46	2.1	16,672,800	1.9
JPMORGAN CHASE BANK	0	0	10	1,153,176	20	6,142,051	2	1,214,480	32	1.4	8,509,707	1
LOANDEPOTCOM	0	0	5	642,000	3	972,950	0	0	8	0.4	1,614,950	0.2
MORTGAGE MASTERS	0	0	5	868,909	5	1,417,417	1	712,500	11	0.5	2,998,826	0.3
NORTHWEST BANK	2	72,000	5	295,300	2	557,000	0	0	9	0.4	924,300	0.1
OWEN COUNTY STATE BANK	1	35,000	15	1,847,200	14	4,068,236	8	7,659,000	38	1.7	13,609,436	1.6
OLD NATIONAL BANK	11	313,350	44	5,043,614	30	8,555,890	12	16,158,050	97	4.4	30,070,904	3.5
PRIMELENDING	0	0	0	0	0	0	0	0	0	0	0	0
PEOPLES STATE BANK	28	947,800	60	7,492,315	43	13,279,881	5	3,793,650	136	6.1	25,513,646	3
REGIONS BANK	8	190,500	7	470,000	3	945,440	0	0	18	0.8	1,605,940	0.2
ROCKET MORTGAGE	1	45,000	30	4,134,400	21	5,940,470	4	2,880,000	56	2.5	12,999,870	1.5
REGIONS MORTGAGE	0	0	1	140,000	2	603,000	0	0	3	0.1	743,000	0.1
RUOFF MORTGAGE	0	0	52	7,896,721	127	37,494,981	6	3,541,950	185	8.3	48,933,652	5.7
UNITED STATES OF AMERICA	5	100,345	6	760,535	5	1,391,200	1	573,000	17	0.8	2,825,080	0.3
UNION SAVINGS BANK	0	0	6	708,200	9	2,672,675	1	532,800	16	0.7	3,913,675	0.5
WELLS FARGO BANK	1	0	1	190,000	2	743,500	1	66,215,000	5	0.2	67,148,500	7.8
All Others	109	2,051,118	263	31,151,310	287	83,568,431	68	312,472,616	727	32.8	429,243,475	49.7
TOTALS	301	7,639,955	875	101,802,029	854	251,981,913	189	501,457,640	2219	100	862,881,537	100

Mortgage Report covering all mortgages on Monre County property, both residential and commercial,
filed with the Monroe County Recorder during the month of August 2023.

Lender	0 to \$75,000		\$75,001 to \$199,999		\$200,000-\$726,200		\$726,201 & up		Total		Total	%
	Docs	Amount	Docs	Amount	Docs	Amount	Docs	Amount	Docs	%		
AMERICAN MTG SERVICE	0	0	0	0	0	0	0	0	0	0	0	0
BAXTER CREDIT UNION	1	47,000	0	0	0	0	0	0	1	0.4	47,000	0.1
BEDFORD FSB	0	0	0	0	2	708,000	0	0	2	0.7	708,000	0.8
BANK OF AMERICA	0	0	1	131,800	0	0	0	0	1	0.4	131,800	0.1
CRANE CREDIT UNION	5	179,000	1	77,000	0	0	0	0	6	2.2	256,000	0.3
FARM CREDIT MID AMERICA	0	0	0	0	0	0	1	874,000	1	0.4	874,000	0.9
FIRST FINANCIAL BANK	0	0	0	0	0	0	0	0	0	0	0	0
FREEDOM HOME MORTGAGE	0	0	1	179,894	1	217,679	0	0	2	0.7	397,573	0.4
FARMERS AND MECHANICS	0	0	0	0	0	0	0	0	0	0	0	0
FIFTH THIRD BANK	6	305,322	2	200,000	1	590,535	0	0	9	3.3	1,095,857	1.2
FAIRWAY/GALLERY	0	0	1	99,975	2	566,050	0	0	3	1.1	666,025	0.7
GERMAN AMERICAN BANCORP	2	87,000	5	748,643	4	1,420,435	0	0	11	4.1	2,256,078	2.4
HOOSIER HILLS CREDIT UNION	2	120,000	3	407,250	2	918,000	0	0	7	2.6	1,445,250	1.5
HALLMARK HOME MTG	0	0	1	167,688	0	0	0	0	1	0.4	167,688	0.2
INDIANA UNIVERSITY CU	22	1,118,100	13	1,624,200	17	4,818,350	3	5,453,000	55	20.4	13,013,650	13.9
JACKSON COUNTY BANK	0	0	2	336,000	6	2,064,150	1	900,000	9	3.3	3,300,150	3.5
JPMORGAN CHASE BANK	0	0	0	0	2	480,000	0	0	2	0.7	480,000	0.5
LOANDEPOT.COM	0	0	0	0	0	0	0	0	0	0	0	0
MORTGAGE MASTERS	0	0	0	0	1	313,405	0	0	1	0.4	313,405	0.3
NORTHWEST BANK	1	68,000	0	0	0	0	0	0	1	0.4	68,000	0.1
OWEN COUNTY STATE BANK	0	0	3	475,600	3	1,577,000	1	1,107,000	7	2.6	3,159,600	3.4
OLD NATIONAL BANK	2	52,149	4	570,603	3	987,920	1	5,900,000	10	3.7	7,510,672	8
PRIMELENDING	0	0	0	0	0	0	0	0	0	0	0	0
PEOPLES STATE BANK	3	120,000	6	811,925	5	1,507,692	0	0	14	5.2	2,439,617	2.6
REGIONS BANK	1	15,000	0	0	0	0	0	0	1	0.4	15,000	0
ROCKET MORTGAGE	0	0	4	604,585	1	253,700	0	0	5	1.9	858,285	0.9
REGIONS MORTGAGE	0	0	1	140,000	0	0	0	0	1	0.4	140,000	0.1
RUOFF MORTGAGE	0	0	10	1,624,522	15	4,365,221	0	0	25	9.3	5,989,743	6.4
UNITED STATES OF AMERICA	0	0	2	300,557	0	0	0	0	2	0.7	300,557	0.3
UNION SAVINGS BANK	0	0	0	0	2	445,000	0	0	2	0.7	445,000	0.5
WELLS FARGO BANK	0	0	0	0	0	0	0	0	0	0	0	0
All Others	25	731,278	17	2,423,754	41	12,634,553	8	31,934,960	91	33.7	47,724,545	50.9
TOTALS	70	2,842,849	77	10,923,996	108	33,867,690	15	46,168,960	270	100	93,803,495	100

Mortgage Report covering all mortgages on Monre County property, both residential and commercial,
filed with the Monroe County Recorder during 2023.

Lender	0 to \$75,000		\$75,001 to \$199,999		\$200,000-\$726,200		\$726,201 & up		Total		Total	
	Docs	Amount	Docs	Amount	Docs	Amount	Docs	Amount	Docs	%	Amount	%
AMERICAN MTG SERVICE	0	0	0	0	0	0	0	0	0	0	0	0
BAXTER CREDIT UNION	6	241,000	1	166,250	6	1,664,365	0	0	13	0.6	2,071,615	0.2
BEDFORD FSB	5	300,000	7	827,450	18	6,456,500	1	875,000	31	1.4	8,458,950	1
BANK OF AMERICA	1	70,000	1	131,800	2	468,400	1	834,500	5	0.2	1,504,700	0.2
CRANE CREDIT UNION	14	499,412	8	899,750	7	1,931,900	0	0	29	1.3	3,331,062	0.4
FARM CREDIT MID AMERICA	6	296,274	2	290,077	5	1,841,207	2	1,624,000	15	0.7	4,051,558	0.5
FIRST FINANCIAL BANK	8	286,000	4	534,300	20	8,370,430	7	7,637,750	39	1.8	16,828,480	2
FREEDOM HOME MORTGAGE	0	0	5	830,360	3	863,824	0	0	8	0.4	1,694,184	0.2
FARMERS AND MECHANICS	2	91,000	0	0	6	1,852,000	0	0	8	0.4	1,943,000	0.2
FIFTH THIRD BANK	16	814,772	17	1,804,125	6	2,044,260	0	0	39	1.8	4,663,157	0.5
FAIRWAY/GALLERY	0	0	16	2,375,229	23	6,770,474	0	0	39	1.8	9,145,703	1.1
GERMAN AMERICAN BANCORP	22	979,781	35	4,713,002	53	18,403,842	14	25,330,811	124	5.6	49,427,436	5.7
HOOSIER HILLS CREDIT UNION	7	309,300	15	1,998,900	10	2,927,280	0	0	32	1.4	5,235,480	0.6
HALLMARK HOME MTG	0	0	2	314,688	4	1,134,258	0	0	6	0.3	1,448,946	0.2
INDIANA UNIVERSITY CU	157	6,590,662	126	15,913,609	134	44,351,109	10	18,894,125	427	19.2	85,749,505	9.9
JACKSON COUNTY BANK	9	479,450	8	1,136,000	26	9,577,350	3	5,480,000	46	2.1	16,672,800	1.9
JPMORGAN CHASE BANK	1	50,000	9	1,103,176	22	7,356,531	0	0	32	1.4	8,509,707	1
LOANDEPOT.COM	1	50,000	4	592,000	3	972,950	0	0	8	0.4	1,614,950	0.2
MORTGAGE MASTERS	0	0	5	868,909	6	2,129,917	0	0	11	0.5	2,998,826	0.3
NORTHWEST BANK	7	367,300	0	0	2	557,000	0	0	9	0.4	924,300	0.1
OWEN COUNTY STATE BANK	5	298,000	11	1,584,200	17	6,043,236	5	5,684,000	38	1.7	13,609,436	1.6
OLD NATIONAL BANK	22	910,306	33	4,446,658	37	12,673,570	5	12,040,370	97	4.4	30,070,904	3.5
PRIMELENDING	0	0	0	0	0	0	0	0	0	0	0	0
PEOPLES STATE BANK	38	1,554,800	50	6,885,315	45	14,491,131	3	2,582,400	136	6.1	25,513,646	3
REGIONS BANK	12	400,500	3	260,000	3	945,440	0	0	18	0.8	1,605,940	0.2
ROCKET MORTGAGE	4	226,001	27	3,953,399	24	7,724,470	1	1,096,000	56	2.5	12,999,870	1.5
REGIONS MORTGAGE	0	0	1	140,000	2	603,000	0	0	3	0.1	743,000	0.1
RUOFF MORTGAGE	1	66,000	51	7,830,721	133	41,036,931	0	0	185	8.3	48,933,652	5.7
UNITED STATES OF AMERICA	6	171,423	5	689,457	6	1,964,200	0	0	17	0.8	2,825,080	0.3
UNION SAVINGS BANK	2	119,000	4	589,200	10	3,205,475	0	0	16	0.7	3,913,675	0.5
WELLS FARGO BANK	1	0	1	190,000	2	743,500	1	66,215,000	5	0.2	67,148,500	7.8
All Others	188	6,174,496	184	27,027,932	315	100,249,206	40	295,791,841	727	32.8	429,243,475	49.7
TOTALS	541	21,345,477	635	88,096,507	950	309,353,756	93	444,085,797	2219	100	862,881,537	100