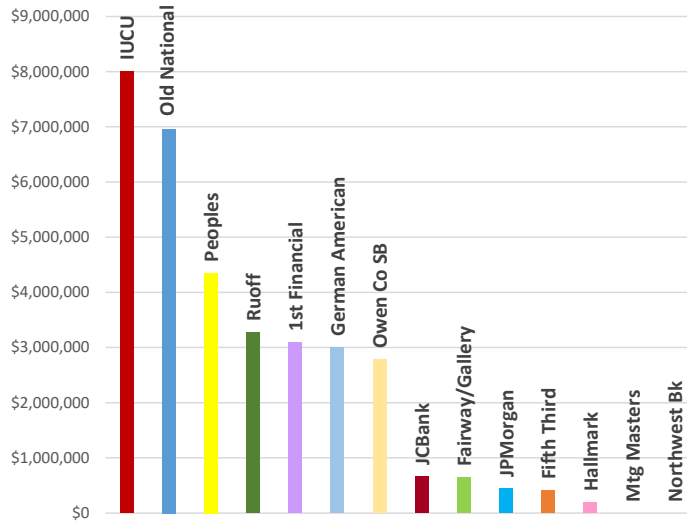


**Residential and commercial mortgages
filed in Monroe County during October 2023.**

Dollars - October 2023

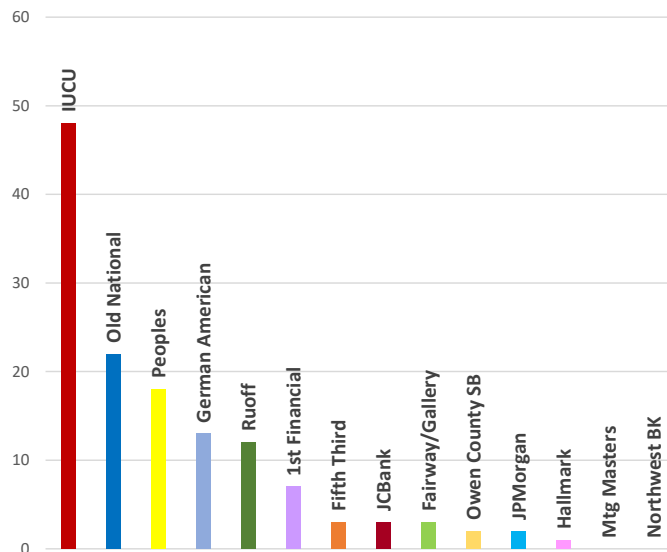


IUCU	\$8,004,835
Old National	\$6,960,129
Peoples	\$4,352,050
Ruoff	\$3,269,890
1st Financial	\$3,091,959
German American	\$3,003,559
Owen Co SB	\$2,780,000
JCBank	\$657,625
Fairway/Gallery	\$643,802
JPMorgan	\$451,000
Fifth Third	\$408,262
Hallmark	\$194,500
Mtg Masters	\$0
Northwest Bk	\$0

Note - Charts & tables do not include re-recordings or modifications.

Transactions - October 2023

IUCU	48
Old National	22
Peoples	18
German American	13
Ruoff	12
1st Financial	7
Fifth Third	3
JCBank	3
Fairway/Gallery	3
Owen Co SB	2
JPMorgan	2
Hallmark	1
Mtg Masters	0
Northwest Bk	0



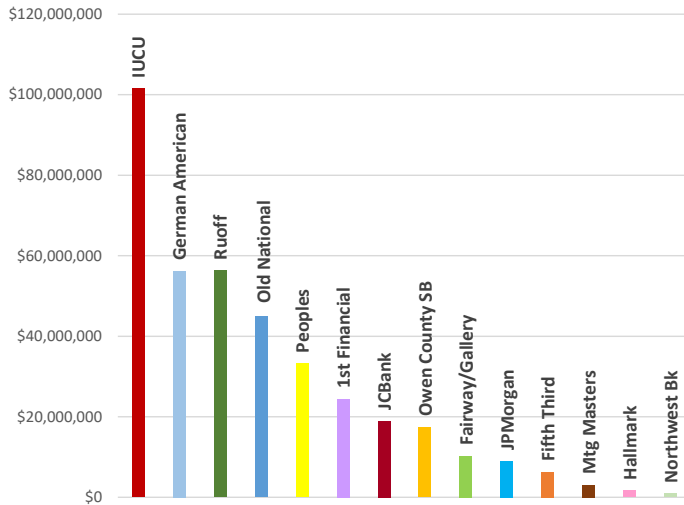
Mortgage Report covering all mortgages on Monroe County property, both residential and commercial,
filed with the Monroe County Recorder during the month of October 2023.

Lender	0 to \$49,999		\$50,000 to \$199,999		\$200,000-\$499,999		\$500,000 & up		Total		Total	
	Docs	Amount	Docs	Amount	Docs	Amount	Docs	Amount	Docs	%	Amount	%
AMERICAN MTG SERVICE	0	0	0	0	0	0	0	0	0	0	0	0
BAXTER CREDIT UNION	0	0	0	0	0	0	0	0	0	0	0	0
BEDFORD FSB	0	0	1	161,000	3	890,000	1	545,000	5	2.1	1,596,000	2.6
BANK OF AMERICA	0	0	1	52,000	1	480,000	0	0	2	0.8	532,000	0.9
CRANE CREDIT UNION	0	0	0	0	1	250,000	1	500,000	2	0.8	750,000	1.2
FARM CREDIT MID AMERICA	0	0	2	230,915	0	0	1	999,739	3	1.2	1,230,654	2
FIRST FINANCIAL BANK	0	0	4	374,959	0	0	3	2,717,000	7	2.9	3,091,959	5
FREEDOM HOME MORTGAGE	0	0	0	0	0	0	0	0	0	0	0	0
FARMERS AND MECHANICS	0	0	0	0	0	0	0	0	0	0	0	0
FIFTH THIRD BANK	1	25,000	1	178,062	1	205,200	0	0	3	1.2	408,262	0.7
FAIRWAY/GALLERY	0	0	1	75,500	2	568,302	0	0	3	1.2	643,802	1
GERMAN AMERICAN BANCORP	0	0	7	916,559	4	1,007,000	2	1,080,000	13	5.4	3,003,559	4.8
HOOSIER HILLS CREDIT UNION	0	0	1	136,828	1	240,000	1	708,000	3	1.2	1,084,828	1.7
HALLMARK HOME MTG	0	0	1	194,500	0	0	0	0	1	0.4	194,500	0.3
INDIANA UNIVERSITY CU	8	268,300	23	2,359,750	16	4,626,785	1	750,000	48	19.9	8,004,835	12.9
JACKSON COUNTY BANK	0	0	2	356,000	1	301,625	0	0	3	1.2	657,625	1.1
JPMORGAN CHASE BANK	0	0	1	150,000	1	301,000	0	0	2	0.8	451,000	0.7
LOANDEPOT.COM	0	0	0	0	0	0	0	0	0	0	0	0
MORTGAGE MASTERS	0	0	0	0	0	0	0	0	0	0	0	0
NORTHWEST BANK	0	0	0	0	0	0	0	0	0	0	0	0
OWEN COUNTY STATE BANK	0	0	0	0	0	0	2	2,780,000	2	0.8	2,780,000	4.5
OLD NATIONAL BANK	1	30,000	9	802,894	8	2,683,735	4	3,443,500	22	9.1	6,960,129	11.2
PRIMELENDING	0	0	0	0	0	0	0	0	0	0	0	0
PEOPLES STATE BANK	4	151,100	4	440,000	9	3,062,350	1	698,600	18	7.5	4,352,050	7
REGIONS BANK	2	47,834	1	155,000	0	0	0	0	3	1.2	202,834	0.3
ROCKET MORTGAGE	0	0	3	327,823	5	1,403,094	0	0	8	3.3	1,730,917	2.8
REGIONS MORTGAGE	0	0	0	0	0	0	0	0	0	0	0	0
RUOFF MORTGAGE	0	0	3	427,175	8	2,244,215	1	598,500	12	5	3,269,890	5.3
UNITED STATES OF AMERICA	0	0	0	0	1	240,000	0	0	1	0.4	240,000	0.4
UNION SAVINGS BANK	0	0	1	185,600	0	0	1	925,000	2	0.8	1,110,600	1.8
WELLS FARGO BANK	0	0	0	0	1	200,000	1	2,698,000	2	0.8	2,898,000	4.7
All Others	11	143,763	28	3,061,401	31	9,486,427	6	4,376,626	76	31.5	17,068,217	27.4

TOTALS	27	665,997	94	10,585,966	94	28,189,733	26	22,819,965	241	100	62,261,661	100
--------	----	---------	----	------------	----	------------	----	------------	-----	-----	------------	-----

**Residential and commercial mortgages
filed in Monroe County during 2023.**

Dollars - Year-to-Date through October 2023

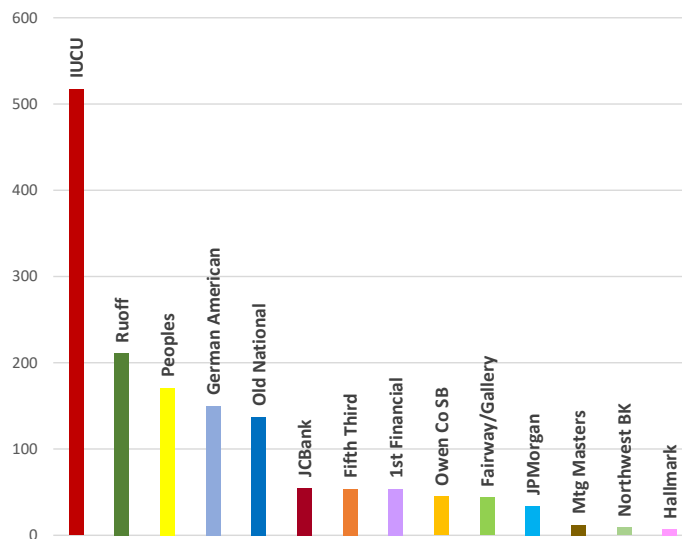


IUCU	\$101,500,545
German American	\$56,153,795
Ruoff	\$56,326,354
Old National	\$44,889,670
Peoples	\$33,204,943
1st Financial	\$24,464,559
JCBank	\$18,960,775
Owen Co SB	\$17,329,140
Fairway/Gallery	\$10,264,078
JPMorgan	\$8,960,707
Fifth Third	\$6,280,840
Mtg Masters	\$3,058,826
Hallmark	\$1,643,446
Northwest Bk	\$924,300

Note - Charts & tables do not include re-recordings or modifications.

Transactions - Year-to-Date through October 2023

IUCU	517
Ruoff	211
Peoples	171
German American	150
Old National	137
JCBank	55
Fifth Third	54
1st Financial	54
Owen Co SB	45
Fairway/Gallery	44
JPMorgan	34
Mtg Masters	12
Northwest Bk	9
Hallmark	7



Mortgage Report covering all mortgages on Monroe County property, both residential and commercial,
filed with the Monroe County Recorder during 2023.

Lender	0 to \$49,999		\$50,000 to \$199,999		\$200,000-\$499,999		\$500,000 & up		Total		Total	
	Docs	Amount	Docs	Amount	Docs	Amount	Docs	Amount	Docs	%	Amount	%
AMERICAN MTG SERVICE	0	0	0	0	0	0	0	0	0	0	0	0
BAXTER CREDIT UNION	4	117,000	5	488,250	7	1,992,115	0	0	16	0.6	2,597,365	0.2
BEDFORD FSB	1	40,000	14	1,472,450	17	5,147,000	8	4,899,500	40	1.5	11,558,950	1
BANK OF AMERICA	0	0	4	313,800	3	948,400	1	834,500	8	0.3	2,096,700	0.2
CRANE FEDERAL CREDIT UNION	11	279,000	13	1,181,162	7	1,681,900	2	1,000,000	33	1.2	4,142,062	0.4
FARM CREDIT MID AMERICA	2	62,200	9	886,689	5	1,841,207	4	3,623,738	20	0.7	6,413,834	0.5
FIRST FINANCIAL BANK	6	159,600	14	1,416,259	16	5,106,430	18	17,782,270	54	2	24,464,559	2.1
FREEDOM HOME MORTGAGE	0	0	5	830,360	3	863,824	0	0	8	0.3	1,694,184	0.1
FARMERS AND MECHANICS	2	91,000	0	0	6	1,852,000	0	0	8	0.3	1,943,000	0.2
FIFTH THIRD BANK	8	209,740	37	3,312,115	8	2,168,450	1	590,535	54	2	6,280,840	0.5
FAIR WAY LENDING (GALLERY MTG)	0	0	18	2,522,729	25	7,037,099	1	704,250	44	1.6	10,264,078	0.9
GERMAN AMERICAN BANCORP	13	335,861	57	6,882,481	54	16,400,169	26	32,535,284	150	5.5	56,153,795	4.8
HOOSIER HILLS CREDIT UNION	4	97,500	23	2,574,209	10	2,546,780	2	1,328,500	39	1.4	6,546,989	0.6
HALLMARK HOME MTG	0	0	3	509,188	4	1,134,258	0	0	7	0.3	1,643,446	0.1
INDIANA UNIVERSITY CREDIT UNION	108	3,160,631	230	23,942,880	150	44,108,759	29	30,288,275	517	19.1	101,500,545	8.7
JACKSON COUNTY BANK	4	115,200	16	1,886,000	30	10,285,375	5	6,674,200	55	2	18,960,775	1.6
JPMORGAN CHASE BANK	0	0	11	1,303,176	21	6,443,051	2	1,214,480	34	1.3	8,960,707	0.8
LOANDEPOTCOM	0	0	5	642,000	3	972,950	0	0	8	0.3	1,614,950	0.1
MORTGAGE MASTERS	0	0	6	928,909	5	1,417,417	1	712,500	12	0.4	3,058,826	0.3
NORTHWEST BANK	2	72,000	5	295,300	2	557,000	0	0	9	0.3	924,300	0.1
OWEN COUNTY STATE BANK	3	98,000	15	1,847,200	17	4,944,940	10	10,439,000	45	1.7	17,329,140	1.5
OLD NATIONAL BANK	13	379,660	60	6,613,433	44	12,858,610	20	25,037,967	137	5	44,889,670	3.8
PRIMELENDING	0	0	0	0	0	0	0	0	0	0	0	0
PEOPLES STATE BANK	34	1,163,900	73	8,951,115	57	17,784,005	7	5,305,923	171	6.3	33,204,943	2.8
REGIONS BANK	11	254,122	10	849,336	3	945,440	0	0	24	0.9	2,048,898	0.2
ROCKET MORTGAGE	1	45,000	39	5,134,198	29	8,419,538	4	2,880,000	73	2.7	16,478,736	1.4
REGIONS MORTGAGE	0	0	2	285,000	2	603,000	0	0	4	0.1	888,000	0.1
RUOFF MORTGAGE	0	0	58	8,854,121	146	43,331,783	7	4,140,450	211	7.8	56,326,354	4.8
UNITED STATES OF AMERICA	5	100,345	6	760,535	6	1,631,200	1	573,000	18	0.7	3,065,080	0.3
UNION SAVINGS BANK	0	0	8	947,300	13	4,022,675	2	1,457,800	23	0.8	6,427,775	0.5
WELLS FARGO BANK	1	0	1	190,000	4	1,214,700	2	68,913,000	8	0.3	70,317,700	6
All Others	146	2,545,890	320	37,387,474	334	98,108,950	83	509,816,642	883	32.5	647,858,956	55.4
TOTALS	379	9,326,649	1067	123,207,669	1031	306,369,025	236	730,751,814	2713	100	1,169,655,157	100

Mortgage Report covering all mortgages on Monroe County property, both residential and commercial,
filed with the Monroe County Recorder during the month of October 2023.

Lender	0 to \$75,000		\$75,001 to \$199,999		\$200,000-\$726,200		\$726,201 & up		Total		Total	
	Docs	Amount	Docs	Amount	Docs	Amount	Docs	Amount	Docs	%	Amount	%
AMERICAN MTG SERVICE	0	0	0	0	0	0	0	0	0	0	0	0
BAXTER CREDIT UNION	0	0	0	0	0	0	0	0	0	0	0	0
BEDFORD FSB	0	0	1	161,000	4	1,435,000	0	0	5	2.1	1,596,000	2.6
BANK OF AMERICA	1	52,000	0	0	1	480,000	0	0	2	0.8	532,000	0.9
CRANE CREDIT UNION	0	0	0	0	2	750,000	0	0	2	0.8	750,000	1.2
FARM CREDIT MID AMERICA	1	67,567	1	163,348	0	0	1	999,739	3	1.2	1,230,654	2
FIRST FINANCIAL BANK	2	109,200	2	265,759	2	1,025,000	1	1,692,000	7	2.9	3,091,959	5
FREEDOM HOME MORTGAGE	0	0	0	0	0	0	0	0	0	0	0	0
FARMERS AND MECHANICS	0	0	0	0	0	0	0	0	0	0	0	0
FIFTH THIRD BANK	1	25,000	1	178,062	1	205,200	0	0	3	1.2	408,262	0.7
FAIRWAY/GALLERY	0	0	1	75,500	2	568,302	0	0	3	1.2	643,802	1
GERMAN AMERICAN BANCORP	2	145,000	5	771,559	6	2,087,000	0	0	13	5.4	3,003,559	4.8
HOOSIER HILLS CREDIT UNION	0	0	1	136,828	2	948,000	0	0	3	1.2	1,084,828	1.7
HALLMARK HOME MTG	0	0	1	194,500	0	0	0	0	1	0.4	194,500	0.3
INDIANA UNIVERSITY CU	15	671,650	16	1,956,400	16	4,626,785	1	750,000	48	19.9	8,004,835	12.9
JACKSON COUNTY BANK	0	0	2	356,000	1	301,625	0	0	3	1.2	657,625	1.1
JPMORGAN CHASE BANK	0	0	1	150,000	1	301,000	0	0	2	0.8	451,000	0.7
LOANDEPOT.COM	0	0	0	0	0	0	0	0	0	0	0	0
MORTGAGE MASTERS	0	0	0	0	0	0	0	0	0	0	0	0
NORTHWEST BANK	0	0	0	0	0	0	0	0	0	0	0	0
OWEN COUNTY STATE BANK	0	0	0	0	0	0	2	2,780,000	2	0.8	2,780,000	4.5
OLD NATIONAL BANK	5	266,019	5	566,875	11	4,465,235	1	1,662,000	22	9.1	6,960,129	11.2
PRIMELENDING	0	0	0	0	0	0	0	0	0	0	0	0
PEOPLES STATE BANK	5	206,100	3	385,000	10	3,760,950	0	0	18	7.5	4,352,050	7
REGIONS BANK	2	47,834	1	155,000	0	0	0	0	3	1.2	202,834	0.3
ROCKET MORTGAGE	0	0	3	327,823	5	1,403,094	0	0	8	3.3	1,730,917	2.8
REGIONS MORTGAGE	0	0	0	0	0	0	0	0	0	0	0	0
RUOFF MORTGAGE	0	0	3	427,175	9	2,842,715	0	0	12	5	3,269,890	5.3
UNITED STATES OF AMERICA	0	0	0	0	1	240,000	0	0	1	0.4	240,000	0.4
UNION SAVINGS BANK	0	0	1	185,600	0	0	1	925,000	2	0.8	1,110,600	1.8
WELLS FARGO BANK	0	0	0	0	1	200,000	1	2,698,000	2	0.8	2,898,000	4.7
All Others	20	630,763	19	2,574,401	36	12,613,053	1	1,250,000	76	31.5	17,068,217	27.4
TOTALS	54	2,221,133	67	9,030,830	111	38,252,959	9	12,756,739	241	100	62,261,661	100

Mortgage Report covering all mortgages on Monroe County property, both residential and commercial, filed with the Monroe County Recorder during 2023.

Lender	0 to \$75,000		\$75,001 to \$199,999		\$200,000-\$726,200		\$726,201 & up		Total		Total	
	Docs	Amount	Docs	Amount	Docs	Amount	Docs	Amount	Docs	%	Amount	%
AMERICAN MTG SERVICE	0	0	0	0	0	0	0	0	0	0	0	0
BAXTER CREDIT UNION	7	291,000	2	314,250	7	1,992,115	0	0	16	0.6	2,597,365	0.2
BEDFORD FSB	5	300,000	10	1,212,450	24	9,171,500	1	875,000	40	1.5	11,558,950	1
BANK OF AMERICA	3	182,000	1	131,800	3	948,400	1	834,500	8	0.3	2,096,700	0.2
CRANE CREDIT UNION	16	560,412	8	899,750	9	2,681,900	0	0	33	1.2	4,142,062	0.4
FARM CREDIT MID AMERICA	7	363,841	4	585,048	5	1,841,207	4	3,623,738	20	0.7	6,413,834	0.5
FIRST FINANCIAL BANK	12	490,800	8	1,085,059	25	10,538,950	9	12,349,750	54	2	24,464,559	2.1
FREEDOM HOME MORTGAGE	0	0	5	830,360	3	863,824	0	0	8	0.3	1,694,184	0.1
FARMERS AND MECHANICS	2	91,000	0	0	6	1,852,000	0	0	8	0.3	1,943,000	0.2
FIFTH THIRD BANK	23	1,035,512	22	2,486,343	9	2,758,985	0	0	54	2	6,280,840	0.5
FAIRWAY/GALLERY	1	72,000	17	2,450,729	26	7,741,349	0	0	44	1.6	10,264,078	0.9
GERMAN AMERICAN BANCORP	27	1,249,781	43	5,968,561	66	23,604,642	14	25,330,811	150	5.5	56,153,795	4.8
HOOSIER HILLS CREDIT UNION	11	535,981	16	2,135,728	12	3,875,280	0	0	39	1.4	6,546,989	0.6
HALLMARK HOME MTG	0	0	3	509,188	4	1,134,258	0	0	7	0.3	1,643,446	0.1
INDIANA UNIVERSITY CU	185	7,724,312	153	19,379,199	168	54,752,909	11	19,644,125	517	19.1	101,500,545	8.7
JACKSON COUNTY BANK	10	509,200	10	1,492,000	32	11,479,575	3	5,480,000	55	2	18,960,775	1.6
JPMORGAN CHASE BANK	1	50,000	10	1,253,176	23	7,657,531	0	0	34	1.3	8,960,707	0.8
LOANDEPOT.COM	1	50,000	4	592,000	3	972,950	0	0	8	0.3	1,614,950	0.1
MORTGAGE MASTERS	1	60,000	5	868,909	6	2,129,917	0	0	12	0.4	3,058,826	0.3
NORTHWEST BANK	7	367,300	0	0	2	557,000	0	0	9	0.3	924,300	0.1
OWEN COUNTY STATE BANK	7	361,000	11	1,584,200	20	6,919,940	7	8,464,000	45	1.7	17,329,140	1.5
OLD NATIONAL BANK	31	1,372,635	42	5,620,458	55	19,357,790	9	18,538,787	137	5	44,889,670	3.8
PRIMELENDING	0	0	0	0	0	0	0	0	0	0	0	0
PEOPLES STATE BANK	48	2,019,900	59	8,095,115	60	19,693,855	4	3,396,073	171	6.3	33,204,943	2.8
REGIONS BANK	15	464,122	6	639,336	3	945,440	0	0	24	0.9	2,048,898	0.2
ROCKET MORTGAGE	5	281,001	35	4,898,197	32	10,203,538	1	1,096,000	73	2.7	16,478,736	1.4
REGIONS MORTGAGE	0	0	2	285,000	2	603,000	0	0	4	0.1	888,000	0.1
RUOFF MORTGAGE	1	66,000	57	8,788,121	153	47,472,233	0	0	211	7.8	56,326,354	4.8
UNITED STATES OF AMERICA	6	171,423	5	689,457	7	2,204,200	0	0	18	0.7	3,065,080	0.3
UNION SAVINGS BANK	3	172,500	5	774,800	14	4,555,475	1	925,000	23	0.8	6,427,775	0.5
WELLS FARGO BANK	1	0	1	190,000	4	1,214,700	2	68,913,000	8	0.3	70,317,700	6
All Others	243	7,712,568	223	32,220,796	370	119,968,751	47	487,956,841	883	32.5	647,858,956	55.4
TOTALS	679	26,554,288	767	105,980,030	1153	379,693,214	114	657,427,625	2713	100	1,169,655,157	100