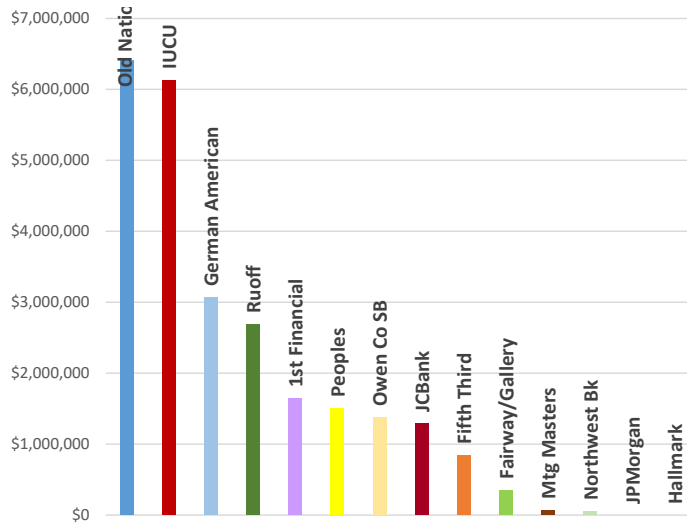


**Residential and commercial mortgages
filed in Monroe County during January 2024.**

Dollars - January 2024

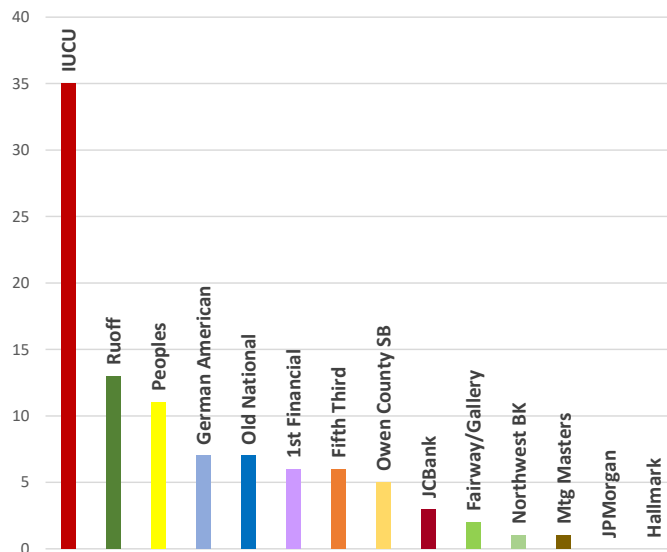


Old National	\$6,404,107
IUCU	\$6,128,131
German American	\$3,066,881
Ruoff	\$2,692,047
1st Financial	\$1,641,500
Peoples	\$1,505,624
Owen Co SB	\$1,379,600
JCBank	\$1,287,000
Fifth Third	\$841,258
Fairway/Gallery	\$352,078
Mtg Masters	\$70,000
Northwest Bk	\$50,000
JPMorgan	\$0
Hallmark	\$0

Note - Charts & tables do not include re-recordings or modifications.

Transactions - January 2024

IUCU	35
Ruoff	13
Peoples	11
German American	7
Old National	7
1st Financial	6
Fifth Third	6
Owen Co SB	5
JCBank	3
Fairway/Gallery	2
Northwest Bk	1
Mtg Masters	1
JPMorgan	0
Hallmark	0

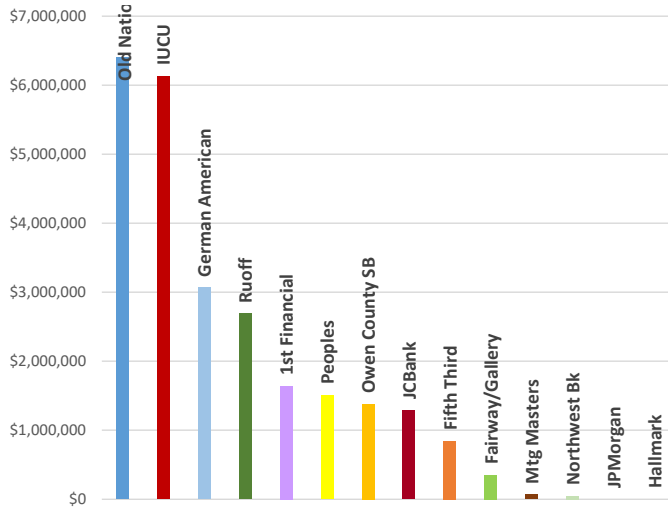


Mortgage Report covering all mortgages on Monroe County property, both residential and commercial,
filed with the Monroe County Recorder during the month of January 2024.

Lender	0 to \$49,999		\$50,000 to \$199,999		\$200,000-\$499,999		\$500,000 & up		Total		Total	
	Docs	Amount	Docs	Amount	Docs	Amount	Docs	Amount	Docs	%	Amount	%
AMERICAN MTG SERVICE	0	0	0	0	0	0	0	0	0	0	0	0
BAXTER CREDIT UNION	1	40,000	1	150,000	1	366,628	0	0	3	1.6	556,628	1.3
BEDFORD FSB	1	8,500	2	220,000	1	284,000	1	609,000	5	2.7	1,121,500	2.6
BANK OF AMERICA	0	0	0	0	0	0	0	0	0	0	0	0
CRANE CREDIT UNION	0	0	1	193,500	0	0	0	0	1	0.5	193,500	0.4
FARM CREDIT MID AMERICA	0	0	2	281,940	0	0	0	0	2	1.1	281,940	0.6
FIRST FINANCIAL BANK	0	0	1	100,000	5	1,541,500	0	0	6	3.2	1,641,500	3.7
FREEDOM HOME MORTGAGE	0	0	1	144,485	2	726,213	0	0	3	1.6	870,698	2
FARMERS AND MECHANICS	0	0	0	0	0	0	0	0	0	0	0	0
FIFTH THIRD BANK	0	0	5	530,000	1	311,258	0	0	6	3.2	841,258	1.9
FAIRWAY/GALLERY	0	0	1	139,500	1	212,578	0	0	2	1.1	352,078	0.8
GERMAN AMERICAN BANCORP	0	0	2	168,500	2	663,381	3	2,235,000	7	3.7	3,066,881	7
HOOSIER HILLS CREDIT UNION	1	30,000	3	342,500	0	0	0	0	4	2.1	372,500	0.9
HALLMARK HOME MTG	0	0	0	0	0	0	0	0	0	0	0	0
INDIANA UNIVERSITY CU	9	282,650	13	1,646,560	10	2,456,686	3	1,742,235	35	18.7	6,128,131	14
JACKSON COUNTY BANK	0	0	0	0	2	739,000	1	548,000	3	1.6	1,287,000	2.9
JPMORGAN CHASE BANK	0	0	0	0	0	0	0	0	0	0	0	0
LOANDEPOT.COM	0	0	0	0	0	0	0	0	0	0	0	0
MORTGAGE MASTERS	0	0	1	70,000	0	0	0	0	1	0.5	70,000	0.2
NORTHWEST BANK	0	0	1	50,000	0	0	0	0	1	0.5	50,000	0.1
OWEN COUNTY STATE BANK	1	40,000	0	0	4	1,339,600	0	0	5	2.7	1,379,600	3.2
OLD NATIONAL BANK	2	49,750	4	354,357	0	0	1	6,000,000	7	3.7	6,404,107	14.6
PRIMELENDING	0	0	0	0	0	0	0	0	0	0	0	0
PEOPLES STATE BANK	3	109,000	4	393,600	4	1,003,024	0	0	11	5.9	1,505,624	3.4
REGIONS BANK	0	0	1	85,000	1	250,000	0	0	2	1.1	335,000	0.8
ROCKET MORTGAGE	0	0	7	1,040,469	3	873,282	0	0	10	5.3	1,913,751	4.4
REGIONS MORTGAGE	0	0	1	118,000	0	0	0	0	1	0.5	118,000	0.3
RUOFF MORTGAGE	1	10,987	5	638,200	7	2,042,860	0	0	13	7	2,692,047	6.1
UNITED STATES OF AMERICA	0	0	0	0	1	217,500	0	0	1	0.5	217,500	0.5
UNION SAVINGS BANK	0	0	0	0	1	467,250	0	0	1	0.5	467,250	1.1
WELLS FARGO BANK	0	0	0	0	0	0	0	0	0	0	0	0
All Others	8	118,542	21	2,218,364	26	7,943,783	2	1,645,000	57	30.5	11,925,689	27.2
TOTALS	27	689,429	77	8,884,975	72	21,438,543	11	12,779,235	187	100	43,792,182	100

**Residential and commercial mortgages
filed in Monroe County during 2024.**

Dollars - Year-to-Date through January 2024

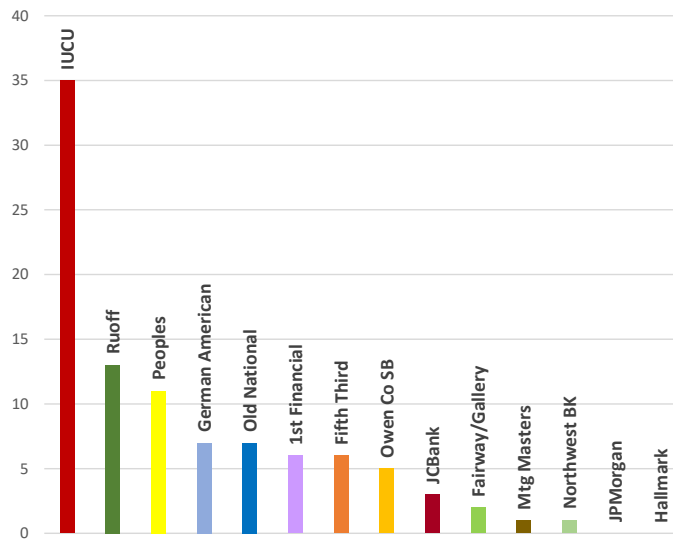


Old National	\$6,404,107
IUCU	\$6,128,131
German American	\$3,066,881
Ruoff	\$2,692,047
1st Financial	\$1,641,500
Peoples	\$1,505,624
Owen Co SB	\$1,379,600
JCBank	\$1,287,000
Fifth Third	\$841,258
Fairway/Gallery	\$352,078
Mtg Masters	\$70,000
Northwest Bk	\$50,000
JPMorgan	\$0
Hallmark	\$0

Note - Charts & tables do not include re-recordings or modifications.

Transactions - Year-to-Date through January 2024

IUCU	35
Ruoff	13
Peoples	11
German American	7
Old National	7
1st Financial	6
Fifth Third	6
Owen Co SB	5
JCBank	3
Fairway/Gallery	2
Mtg Masters	1
Northwest Bk	1
JPMorgan	0
Hallmark	0



Mortgage Report covering all mortgages on Monroe County property, both residential and commercial, filed with the Monroe County Recorder during 2024.

Lender	0 to \$49,999		\$50,000 to \$199,999		\$200,000-\$499,999		\$500,000 & up		Total		Total	
	Docs	Amount	Docs	Amount	Docs	Amount	Docs	Amount	Docs	Amount	%	%
AMERICAN MTG SERVICE	0	0	0	0	0	0	0	0	0	0	0	0
BAXTER CREDIT UNION	1	40,000	1	150,000	1	366,628	0	0	3	1.6	556,628	1.3
BEDFORD FSB	1	8,500	2	220,000	1	284,000	1	609,000	5	2.7	1,121,500	2.6
BANK OF AMERICA	0	0	0	0	0	0	0	0	0	0	0	0
CRANE FEDERAL CREDIT UNION	0	0	1	193,500	0	0	0	0	1	0.5	193,500	0.4
FARM CREDIT MID AMERICA	0	0	2	281,940	0	0	0	0	2	1.1	281,940	0.6
FIRST FINANCIAL BANK	0	0	1	100,000	5	1,541,500	0	0	6	3.2	1,641,500	3.7
FREEDOM HOME MORTGAGE	0	0	1	144,485	2	726,213	0	0	3	1.6	870,698	2
FARMERS AND MECHANICS	0	0	0	0	0	0	0	0	0	0	0	0
FIFTH THIRD BANK	0	0	5	530,000	1	311,258	0	0	6	3.2	841,258	1.9
FAIR WAY LENDING (GALLERY MTG)	0	0	1	139,500	1	212,578	0	0	2	1.1	352,078	0.8
GERMAN AMERICAN BANCORP	0	0	2	168,500	2	663,381	3	2,235,000	7	3.7	3,066,881	7
HOOSIER HILLS CREDIT UNION	1	30,000	3	342,500	0	0	0	0	4	2.1	372,500	0.9
HALLMARK HOME MTG	0	0	0	0	0	0	0	0	0	0	0	0
INDIANA UNIVERSITY CREDIT UNION	9	282,650	13	1,646,560	10	2,456,686	3	1,742,235	35	18.7	6,128,131	14
JACKSON COUNTY BANK	0	0	0	0	2	739,000	1	548,000	3	1.6	1,287,000	2.9
JPMORGAN CHASE BANK	0	0	0	0	0	0	0	0	0	0	0	0
LOANDEPOTCOM	0	0	0	0	0	0	0	0	0	0	0	0
MORTGAGE MASTERS	0	0	1	70,000	0	0	0	0	1	0.5	70,000	0.2
NORTHWEST BANK	0	0	1	50,000	0	0	0	0	1	0.5	50,000	0.1
OWEN COUNTY STATE BANK	1	40,000	0	0	4	1,339,600	0	0	5	2.7	1,379,600	3.2
OLD NATIONAL BANK	2	49,750	4	354,357	0	0	1	6,000,000	7	3.7	6,404,107	14.6
PRIMELENDING	0	0	0	0	0	0	0	0	0	0	0	0
PEOPLES STATE BANK	3	109,000	4	393,600	4	1,003,024	0	0	11	5.9	1,505,624	3.4
REGIONS BANK	0	0	1	85,000	1	250,000	0	0	2	1.1	335,000	0.8
ROCKET MORTGAGE	0	0	7	1,040,469	3	873,282	0	0	10	5.3	1,913,751	4.4
REGIONS MORTGAGE	0	0	1	118,000	0	0	0	0	1	0.5	118,000	0.3
RUOFF MORTGAGE	1	10,987	5	638,200	7	2,042,860	0	0	13	7	2,692,047	6.1
UNITED STATES OF AMERICA	0	0	0	0	1	217,500	0	0	1	0.5	217,500	0.5
UNION SAVINGS BANK	0	0	0	0	1	467,250	0	0	1	0.5	467,250	1.1
WELLS FARGO BANK	0	0	0	0	0	0	0	0	0	0	0	0
All Others	8	118,542	21	2,218,364	26	7,943,783	2	1,645,000	57	30.5	11,925,689	27.2
TOTALS	27	689,429	77	8,884,975	72	21,438,543	11	12,779,235	187	100	43,792,182	100

Mortgage Report covering all mortgages on Monroe County property, both residential and commercial,
filed with the Monroe County Recorder during the month of January 2024.

Lender	0 to \$75,000		\$75,001 to \$199,999		\$200,000-\$766,550		\$766,551 & up		Total		Total	
	Docs	Amount	Docs	Amount	Docs	Amount	Docs	Amount	Docs	%	Amount	%
AMERICAN MTG SERVICE	0	0	0	0	0	0	0	0	0	0	0	0
BAXTER CREDIT UNION	1	40,000	1	150,000	1	366,628	0	0	3	1.6	556,628	1.3
BEDFORD FSB	2	78,500	1	150,000	2	893,000	0	0	5	2.7	1,121,500	2.6
BANK OF AMERICA	0	0	0	0	0	0	0	0	0	0	0	0
CRANE CREDIT UNION	0	0	1	193,500	0	0	0	0	1	0.5	193,500	0.4
FARM CREDIT MID AMERICA	0	0	2	281,940	0	0	0	0	2	1.1	281,940	0.6
FIRST FINANCIAL BANK	0	0	1	100,000	5	1,541,500	0	0	6	3.2	1,641,500	3.7
FREEDOM HOME MORTGAGE	0	0	1	144,485	2	726,213	0	0	3	1.6	870,698	2
FARMERS AND MECHANICS	0	0	0	0	0	0	0	0	0	0	0	0
FIFTH THIRD BANK	0	0	5	530,000	1	311,258	0	0	6	3.2	841,258	1.9
FAIRWAY/GALLERY	0	0	1	139,500	1	212,578	0	0	2	1.1	352,078	0.8
GERMAN AMERICAN BANCORP	1	75,000	1	93,500	4	2,013,381	1	885,000	7	3.7	3,066,881	7
HOOSIER HILLS CREDIT UNION	2	95,500	2	277,000	0	0	0	0	4	2.1	372,500	0.9
HALLMARK HOME MTG	0	0	0	0	0	0	0	0	0	0	0	0
INDIANA UNIVERSITY CU	11	417,650	11	1,511,560	13	4,198,921	0	0	35	18.7	6,128,131	14
JACKSON COUNTY BANK	0	0	0	0	3	1,287,000	0	0	3	1.6	1,287,000	2.9
JPMORGAN CHASE BANK	0	0	0	0	0	0	0	0	0	0	0	0
LOANDEPOT.COM	0	0	0	0	0	0	0	0	0	0	0	0
MORTGAGE MASTERS	1	70,000	0	0	0	0	0	0	1	0.5	70,000	0.2
NORTHWEST BANK	1	50,000	0	0	0	0	0	0	1	0.5	50,000	0.1
OWEN COUNTY STATE BANK	1	40,000	0	0	4	1,339,600	0	0	5	2.7	1,379,600	3.2
OLD NATIONAL BANK	3	104,107	3	300,000	0	0	1	6,000,000	7	3.7	6,404,107	14.6
PRIMELENDING	0	0	0	0	0	0	0	0	0	0	0	0
PEOPLES STATE BANK	5	223,600	2	279,000	4	1,003,024	0	0	11	5.9	1,505,624	3.4
REGIONS BANK	0	0	1	85,000	1	250,000	0	0	2	1.1	335,000	0.8
ROCKET MORTGAGE	0	0	7	1,040,469	3	873,282	0	0	10	5.3	1,913,751	4.4
REGIONS MORTGAGE	0	0	1	118,000	0	0	0	0	1	0.5	118,000	0.3
RUOFF MORTGAGE	2	70,987	4	578,200	7	2,042,860	0	0	13	7	2,692,047	6.1
UNITED STATES OF AMERICA	0	0	0	0	1	217,500	0	0	1	0.5	217,500	0.5
UNION SAVINGS BANK	0	0	0	0	1	467,250	0	0	1	0.5	467,250	1.1
WELLS FARGO BANK	0	0	0	0	0	0	0	0	0	0	0	0
All Others	15	507,543	14	1,829,363	27	8,518,783	1	1,070,000	57	30.5	11,925,689	27.2
TOTALS	45	1,772,887	59	7,801,517	80	26,262,778	3	7,955,000	187	100	43,792,182	100

Mortgage Report covering all mortgages on Monroe County property, both residential and commercial, filed with the Monroe County Recorder during 2024.

Lender	0 to \$75,000		\$75,001 to \$199,999		\$200,000-\$766,550		\$766,551 & up		Total		Total	
	Docs	Amount	Docs	Amount	Docs	Amount	Docs	Amount	Docs	%	Amount	%
AMERICAN MTG SERVICE	0	0	0	0	0	0	0	0	0	0	0	0
BAXTER CREDIT UNION	1	40,000	1	150,000	1	366,628	0	0	3	1.6	556,628	1.3
BEDFORD FSB	2	78,500	1	150,000	2	893,000	0	0	5	2.7	1,121,500	2.6
BANK OF AMERICA	0	0	0	0	0	0	0	0	0	0	0	0
CRANE CREDIT UNION	0	0	1	193,500	0	0	0	0	1	0.5	193,500	0.4
FARM CREDIT MID AMERICA	0	0	2	281,940	0	0	0	0	2	1.1	281,940	0.6
FIRST FINANCIAL BANK	0	0	1	100,000	5	1,541,500	0	0	6	3.2	1,641,500	3.7
FREEDOM HOME MORTGAGE	0	0	1	144,485	2	726,213	0	0	3	1.6	870,698	2
FARMERS AND MECHANICS	0	0	0	0	0	0	0	0	0	0	0	0
FIFTH THIRD BANK	0	0	5	530,000	1	311,258	0	0	6	3.2	841,258	1.9
FAIRWAY/GALLERY	0	0	1	139,500	1	212,578	0	0	2	1.1	352,078	0.8
GERMAN AMERICAN BANCORP	1	75,000	1	93,500	4	2,013,381	1	885,000	7	3.7	3,066,881	7
HOOSIER HILLS CREDIT UNION	2	95,500	2	277,000	0	0	0	0	4	2.1	372,500	0.9
HALLMARK HOME MTG	0	0	0	0	0	0	0	0	0	0	0	0
INDIANA UNIVERSITY CU	11	417,650	11	1,511,560	13	4,198,921	0	0	35	18.7	6,128,131	14
JACKSON COUNTY BANK	0	0	0	0	3	1,287,000	0	0	3	1.6	1,287,000	2.9
JPMORGAN CHASE BANK	0	0	0	0	0	0	0	0	0	0	0	0
LOANDEPOT.COM	0	0	0	0	0	0	0	0	0	0	0	0
MORTGAGE MASTERS	1	70,000	0	0	0	0	0	0	1	0.5	70,000	0.2
NORTHWEST BANK	1	50,000	0	0	0	0	0	0	1	0.5	50,000	0.1
OWEN COUNTY STATE BANK	1	40,000	0	0	4	1,339,600	0	0	5	2.7	1,379,600	3.2
OLD NATIONAL BANK	3	104,107	3	300,000	0	0	1	6,000,000	7	3.7	6,404,107	14.6
PRIMELENDING	0	0	0	0	0	0	0	0	0	0	0	0
PEOPLES STATE BANK	5	223,600	2	279,000	4	1,003,024	0	0	11	5.9	1,505,624	3.4
REGIONS BANK	0	0	1	85,000	1	250,000	0	0	2	1.1	335,000	0.8
ROCKET MORTGAGE	0	0	7	1,040,469	3	873,282	0	0	10	5.3	1,913,751	4.4
REGIONS MORTGAGE	0	0	1	118,000	0	0	0	0	1	0.5	118,000	0.3
RUOFF MORTGAGE	2	70,987	4	578,200	7	2,042,860	0	0	13	7	2,692,047	6.1
UNITED STATES OF AMERICA	0	0	0	0	1	217,500	0	0	1	0.5	217,500	0.5
UNION SAVINGS BANK	0	0	0	0	1	467,250	0	0	1	0.5	467,250	1.1
WELLS FARGO BANK	0	0	0	0	0	0	0	0	0	0	0	0
All Others	15	507,543	14	1,829,363	27	8,518,783	1	1,070,000	57	30.5	11,925,689	27.2
TOTALS	45	1,772,887	59	7,801,517	80	26,262,778	3	7,955,000	187	100	43,792,182	100