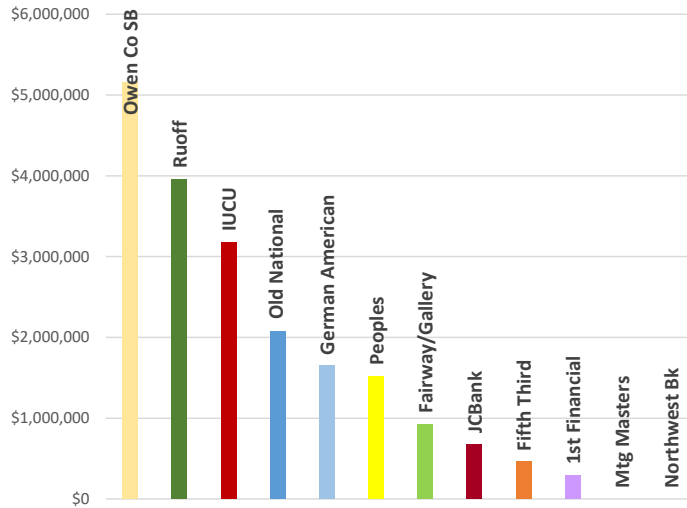


**Residential and commercial mortgages  
filed in Monroe County during February 2024.**

**Dollars - February 2024**

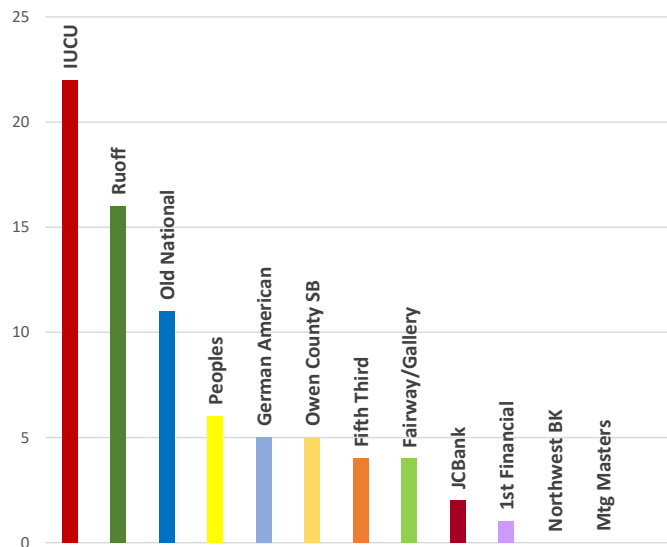


Owen Co SB	\$5,151,378
Ruoff	\$3,949,697
IUCU	\$3,172,450
Old National	\$2,078,123
German American	\$1,650,700
Peoples	\$1,518,100
Fairway/Gallery	\$926,200
JCBank	\$675,000
Fifth Third	\$460,000
1st Financial	\$288,000
Mtg Masters	\$0
Northwest Bk	\$0

Note - Charts & tables do not include re-recordings or modifications.

**Transactions - February 2024**

IUCU	22
Ruoff	16
Old National	11
Peoples	6
German American	5
Owen Co SB	5
Fifth Third	4
Fairway/Gallery	4
JCBank	2
1st Financial	1
Northwest Bk	0
Mtg Masters	0



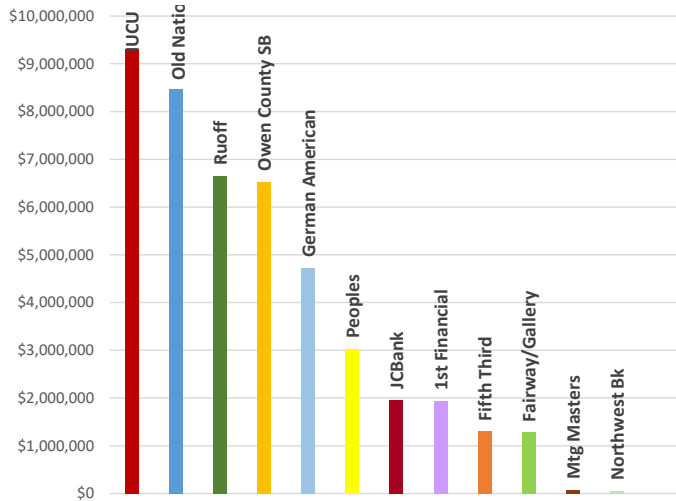
Mortgage Report covering all mortgages on Monroe County property, both residential and commercial,  
filed with the Monroe County Recorder during the month of February 2024.

Lender	0 to \$49,999		\$50,000 to \$199,999		\$200,000-\$499,999		\$500,000 & up		Total		Total	
	Docs	Amount	Docs	Amount	Docs	Amount	Docs	Amount	Docs	%	Amount	%
BAXTER CREDIT UNION	0	0	0	0	0	0	0	0	0	0	0	0
BANK OF AMERICA	0	0	0	0	0	0	0	0	0	0	0	0
BEDFORD FSB	0	0	1	113,500	0	0	0	0	1	0.6	113,500	0.3
CMG HOME LOANS	0	0	2	317,000	1	219,700	1	692,550	4	2.2	1,229,250	2.8
CRANE CREDIT UNION	0	0	0	0	0	0	0	0	0	0	0	0
FAIRWAY/GALLERY	0	0	1	189,000	3	737,200	0	0	4	2.2	926,200	2.1
FARM CREDIT MID AMERICA	0	0	0	0	0	0	0	0	0	0	0	0
FARMERS AND MECHANICS	0	0	0	0	2	574,502	0	0	2	1.1	574,502	1.3
FIFTH THIRD BANK	0	0	4	460,000	0	0	0	0	4	2.2	460,000	1
FIRST FINANCIAL BANK	0	0	0	0	1	288,000	0	0	1	0.6	288,000	0.7
FREEDOM HOME MORTGAGE	0	0	2	373,803	1	302,560	0	0	3	1.7	676,363	1.5
GERMAN AMERICAN BANCORP	0	0	2	180,000	2	470,700	1	1,000,000	5	2.8	1,650,700	3.7
HALLMARK HOME MTG	0	0	0	0	0	0	0	0	0	0	0	0
HOOSIER HILLS CREDIT UNION	1	35,000	1	120,000	0	0	0	0	2	1.1	155,000	0.4
INDIANA UNIVERSITY CU	7	152,000	7	540,000	8	2,480,450	0	0	22	12.2	3,172,450	7.2
JACKSON COUNTY BANK	0	0	1	75,000	0	0	1	600,000	2	1.1	675,000	1.5
JPMORGAN CHASE BANK	0	0	2	374,249	1	250,000	0	0	3	1.7	624,249	1.4
LOANDEPOT.COM	0	0	0	0	0	0	0	0	0	0	0	0
MORTGAGE MASTERS	0	0	0	0	0	0	0	0	0	0	0	0
NORTHWEST BANK	0	0	0	0	0	0	0	0	0	0	0	0
OLD NATIONAL BANK	3	109,999	3	321,670	4	1,052,454	1	594,000	11	6.1	2,078,123	4.7
OWEN COUNTY STATE BANK	0	0	2	323,378	0	0	3	4,828,000	5	2.8	5,151,378	11.6
PEOPLES STATE BANK	3	122,900	0	0	2	675,200	1	720,000	6	3.3	1,518,100	3.4
PRIMELENDING	0	0	0	0	0	0	0	0	0	0	0	0
REGIONS BANK	0	0	0	0	0	0	0	0	0	0	0	0
REGIONS MORTGAGE	0	0	0	0	0	0	0	0	0	0	0	0
ROCKET MORTGAGE	1	40,700	5	683,855	8	2,483,279	0	0	14	7.7	3,207,834	7.3
RUOFF MORTGAGE	0	0	5	672,980	11	3,276,717	0	0	16	8.8	3,949,697	8.9
UNION SAVINGS BANK	0	0	3	439,300	2	911,450	0	0	5	2.8	1,350,750	3.1
UNITED STATES OF AMERICA	0	0	0	0	1	240,000	0	0	1	0.6	240,000	0.5
WELLS FARGO BANK	0	0	0	0	0	0	0	0	0	0	0	0
All Others	17	242,931	21	2,515,115	25	7,260,684	7	6,174,246	70	38.7	16,192,976	36.6

TOTALS	32	703,530	62	7,698,850	72	21,222,896	15	14,608,796	181	100	44,234,072	100
--------	----	---------	----	-----------	----	------------	----	------------	-----	-----	------------	-----

**Residential and commercial mortgages  
filed in Monroe County during 2024.**

**Dollars - Year-to-Date through February 2024**

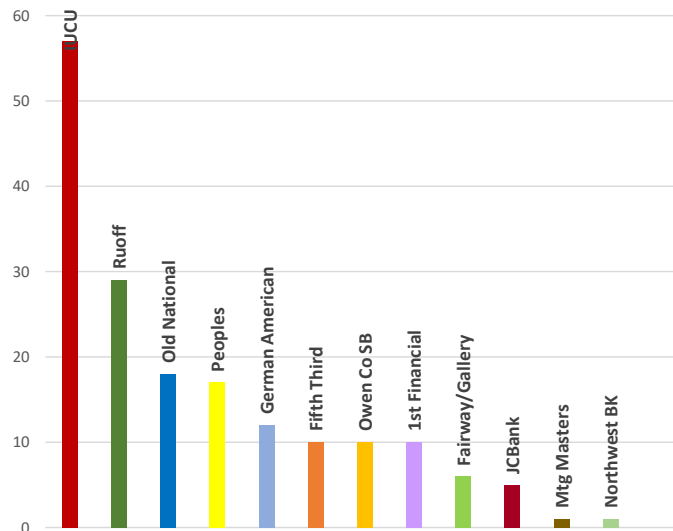


IUUCU	\$9,300,581
Old National	\$8,482,230
Ruoff	\$6,641,744
Owen Co SB	\$6,530,978
German American	\$4,717,581
Peoples	\$3,023,724
JCBank	\$1,962,000
1st Financial	\$1,929,500
Fifth Third	\$1,301,258
Fairway/Gallery	\$1,278,278
Mtg Masters	\$70,000
Northwest Bk	\$50,000

Note - Charts & tables do not include re-recordings or modifications.

**Transactions - Year-to-Date through February 2024**

IUUCU	57
Ruoff	29
Old National	18
Peoples	17
German American	12
Fifth Third	10
Owen Co SB	10
1st Financial	10
Fairway/Gallery	6
JCBank	5
Mtg Masters	1
Northwest Bk	1



Mortgage Report covering all mortgages on Monroe County property, both residential and commercial,  
filed with the Monroe County Recorder during 2024.

Lender	0 to \$49,999		\$50,000 to \$199,999		\$200,000-\$499,999		\$500,000 & up		Total		Total	
	Docs	Amount	Docs	Amount	Docs	Amount	Docs	Amount	Docs	%	Amount	%
BAXTER CREDIT UNION	1	40,000	1	150,000	1	366,628	0	0	3	0.8	556,628	0.6
BANK OF AMERICA	0	0	0	0	0	0	0	0	0	0	0	0
BEDFORD FSB	1	8,500	3	333,500	1	284,000	1	609,000	6	1.6	1,235,000	1.4
CMG HOME LOANS	0	0	7	1,031,015	2	552,178	1	692,550	10	2.7	2,275,743	2.6
CRANE CREDIT UNION	0	0	1	193,500	0	0	0	0	1	0.3	193,500	0.2
FAIR WAY LENDING (GALLERY MTG)	0	0	2	328,500	4	949,778	0	0	6	1.6	1,278,278	1.5
FARM CREDIT MID AMERICA	0	0	2	281,940	0	0	0	0	2	0.5	281,940	0.3
FARMERS AND MECHANICS	0	0	0	0	2	574,502	0	0	2	0.5	574,502	0.7
FIFTH THIRD BANK	0	0	9	990,000	1	311,258	0	0	10	2.7	1,301,258	1.5
FIRST FINANCIAL BANK	0	0	1	100,000	6	1,829,500	0	0	7	1.9	1,929,500	2.2
FREEDOM HOME MORTGAGE	0	0	3	518,288	3	1,028,773	0	0	6	1.6	1,547,061	1.8
GERMAN AMERICAN BANCORP	0	0	4	348,500	4	1,134,081	4	3,235,000	12	3.3	4,717,581	5.4
HALLMARK HOME MTG	0	0	0	0	0	0	0	0	0	0	0	0
HOOSIER HILLS CREDIT UNION	2	65,000	4	462,500	0	0	0	0	6	1.6	527,500	0.6
INDIANA UNIVERSITY CREDIT UNION	16	434,650	20	2,186,560	18	4,937,136	3	1,742,235	57	15.5	9,300,581	10.6
JACKSON COUNTY BANK	0	0	1	75,000	2	739,000	2	1,148,000	5	1.4	1,962,000	2.2
JPMORGAN CHASE BANK	0	0	2	374,249	1	250,000	0	0	3	0.8	624,249	0.7
LOANDEPOTCOM	0	0	0	0	0	0	0	0	0	0	0	0
MORTGAGE MASTERS	0	0	1	70,000	0	0	0	0	1	0.3	70,000	0.1
NORTHWEST BANK	0	0	1	50,000	0	0	0	0	1	0.3	50,000	0.1
OLD NATIONAL BANK	5	159,749	7	676,027	4	1,052,454	2	6,594,000	18	4.9	8,482,230	9.6
OWEN COUNTY STATE BANK	1	40,000	2	323,378	4	1,339,600	3	4,828,000	10	2.7	6,530,978	7.4
PEOPLES STATE BANK	6	231,900	4	393,600	6	1,678,224	1	720,000	17	4.6	3,023,724	3.4
PRIMELENDING	0	0	0	0	0	0	0	0	0	0	0	0
REGIONS BANK	0	0	1	85,000	1	250,000	0	0	2	0.5	335,000	0.4
REGIONS MORTGAGE	0	0	1	118,000	0	0	0	0	1	0.3	118,000	0.1
ROCKET MORTGAGE	1	40,700	12	1,724,324	11	3,356,561	0	0	24	6.5	5,121,585	5.8
RUOFF MORTGAGE	1	10,987	10	1,311,180	18	5,319,577	0	0	29	7.9	6,641,744	7.5
UNION SAVINGS BANK	0	0	3	439,300	3	1,378,700	0	0	6	1.6	1,818,000	2.1
UNITED STATES OF AMERICA	0	0	0	0	2	457,500	0	0	2	0.5	457,500	0.5
WELLS FARGO BANK	0	0	0	0	0	0	0	0	0	0	0	0
All Others	25	361,473	37	4,019,464	50	14,871,989	9	7,819,246	121	32.9	27,072,172	30.8
TOTALS	59	1,392,959	139	16,583,825	144	42,661,439	26	27,388,031	368	100	88,026,254	100

Mortgage Report covering all mortgages on Monroe County property, both residential and commercial,  
filed with the Monroe County Recorder during the month of February 2024.

Lender	0 to \$75,000		\$75,001 to \$199,999		\$200,000-\$766,550		\$766,551 & up		Total		Total	
	Docs	Amount	Docs	Amount	Docs	Amount	Docs	Amount	Docs	%	Amount	%
BAXTER CREDIT UNION	0	0	0	0	0	0	0	0	0	0	0	0
BANK OF AMERICA	0	0	0	0	0	0	0	0	0	0	0	0
BEDFORD FSB	0	0	1	113,500	0	0	0	0	1	0.6	113,500	0.3
CMG HOME LOANS	0	0	2	317,000	2	912,250	0	0	4	2.2	1,229,250	2.8
CRANE CREDIT UNION	0	0	0	0	0	0	0	0	0	0	0	0
FAIRWAY/GALLERY	0	0	1	189,000	3	737,200	0	0	4	2.2	926,200	2.1
FARM CREDIT MID AMERICA	0	0	0	0	0	0	0	0	0	0	0	0
FARMERS AND MECHANICS	0	0	0	0	2	574,502	0	0	2	1.1	574,502	1.3
FIFTH THIRD BANK	0	0	4	460,000	0	0	0	0	4	2.2	460,000	1
FIRST FINANCIAL BANK	0	0	0	0	1	288,000	0	0	1	0.6	288,000	0.7
FREEDOM HOME MORTGAGE	0	0	2	373,803	1	302,560	0	0	3	1.7	676,363	1.5
GERMAN AMERICAN BANCORP	1	75,000	1	105,000	2	470,700	1	1,000,000	5	2.8	1,650,700	3.7
HALLMARK HOME MTG	0	0	0	0	0	0	0	0	0	0	0	0
HOOSIER HILLS CREDIT UNION	1	35,000	1	120,000	0	0	0	0	2	1.1	155,000	0.4
INDIANA UNIVERSITY CU	11	362,000	3	330,000	8	2,480,450	0	0	22	12.2	3,172,450	7.2
JACKSON COUNTY BANK	1	75,000	0	0	1	600,000	0	0	2	1.1	675,000	1.5
JPMORGAN CHASE BANK	0	0	2	374,249	1	250,000	0	0	3	1.7	624,249	1.4
LOANDEPOT.COM	0	0	0	0	0	0	0	0	0	0	0	0
MORTGAGE MASTERS	0	0	0	0	0	0	0	0	0	0	0	0
NORTHWEST BANK	0	0	0	0	0	0	0	0	0	0	0	0
OLD NATIONAL BANK	3	109,999	3	321,670	5	1,646,454	0	0	11	6.1	2,078,123	4.7
OWEN COUNTY STATE BANK	0	0	2	323,378	0	0	3	4,828,000	5	2.8	5,151,378	11.6
PEOPLES STATE BANK	3	122,900	0	0	3	1,395,200	0	0	6	3.3	1,518,100	3.4
PRIMELENDING	0	0	0	0	0	0	0	0	0	0	0	0
REGIONS BANK	0	0	0	0	0	0	0	0	0	0	0	0
REGIONS MORTGAGE	0	0	0	0	0	0	0	0	0	0	0	0
ROCKET MORTGAGE	2	90,700	4	633,855	8	2,483,279	0	0	14	7.7	3,207,834	7.3
RUOFF MORTGAGE	0	0	5	672,980	11	3,276,717	0	0	16	8.8	3,949,697	8.9
UNION SAVINGS BANK	0	0	3	439,300	2	911,450	0	0	5	2.8	1,350,750	3.1
UNITED STATES OF AMERICA	0	0	0	0	1	240,000	0	0	1	0.6	240,000	0.5
WELLS FARGO BANK	0	0	0	0	0	0	0	0	0	0	0	0
All Others	23	544,885	15	2,213,161	30	10,334,930	2	3,100,000	70	38.7	16,192,976	36.6
TOTALS	45	1,415,484	49	6,986,896	81	26,903,692	6	8,928,000	181	100	44,234,072	100

Mortgage Report covering all mortgages on Monroe County property, both residential and commercial, filed with the Monroe County Recorder during 2024.

Lender	0 to \$75,000		\$75,001 to \$199,999		\$200,000-\$766,550		\$766,551 & up		Total		Total	
	Docs	Amount	Docs	Amount	Docs	Amount	Docs	Amount	Docs	%	Amount	%
BANK OF AMERICA	0	0	0	0	0	0	0	0	0	0	0	0
BAXTER CREDIT UNION	1	40,000	1	150,000	1	366,628	0	0	3	0.8	556,628	0.6
BEDFORD FSB	2	78,500	2	263,500	2	893,000	0	0	6	1.6	1,235,000	1.4
CMG HOME LOANS	0	0	7	1,031,015	3	1,244,728	0	0	10	2.7	2,275,743	2.6
CRANE CREDIT UNION	0	0	1	193,500	0	0	0	0	1	0.3	193,500	0.2
FAIRWAY/GALLERY	0	0	2	328,500	4	949,778	0	0	6	1.6	1,278,278	1.5
FARM CREDIT MID AMERICA	0	0	2	281,940	0	0	0	0	2	0.5	281,940	0.3
FARMERS AND MECHANICS	0	0	0	0	2	574,502	0	0	2	0.5	574,502	0.7
FIFTH THIRD BANK	0	0	9	990,000	1	311,258	0	0	10	2.7	1,301,258	1.5
FIRST FINANCIAL BANK	0	0	1	100,000	6	1,829,500	0	0	7	1.9	1,929,500	2.2
FREEDOM HOME MORTGAGE	0	0	3	518,288	3	1,028,773	0	0	6	1.6	1,547,061	1.8
GERMAN AMERICAN BANCORP	2	150,000	2	198,500	6	2,484,081	2	1,885,000	12	3.3	4,717,581	5.4
HALLMARK HOME MTG	0	0	0	0	0	0	0	0	0	0	0	0
HOOSIER HILLS CREDIT UNION	3	130,500	3	397,000	0	0	0	0	6	1.6	527,500	0.6
INDIANA UNIVERSITY CU	22	779,650	14	1,841,560	21	6,679,371	0	0	57	15.5	9,300,581	10.6
JACKSON COUNTY BANK	1	75,000	0	0	4	1,887,000	0	0	5	1.4	1,962,000	2.2
JPMORGAN CHASE BANK	0	0	2	374,249	1	250,000	0	0	3	0.8	624,249	0.7
LOANDEPOT.COM	0	0	0	0	0	0	0	0	0	0	0	0
MORTGAGE MASTERS	1	70,000	0	0	0	0	0	0	1	0.3	70,000	0.1
NORTHWEST BANK	1	50,000	0	0	0	0	0	0	1	0.3	50,000	0.1
OLD NATIONAL BANK	6	214,106	6	621,670	5	1,646,454	1	6,000,000	18	4.9	8,482,230	9.6
OWEN COUNTY STATE BANK	1	40,000	2	323,378	4	1,339,600	3	4,828,000	10	2.7	6,530,978	7.4
PEOPLES STATE BANK	8	346,500	2	279,000	7	2,398,224	0	0	17	4.6	3,023,724	3.4
PRIMELENDING	0	0	0	0	0	0	0	0	0	0	0	0
REGIONS BANK	0	0	1	85,000	1	250,000	0	0	2	0.5	335,000	0.4
REGIONS MORTGAGE	0	0	1	118,000	0	0	0	0	1	0.3	118,000	0.1
ROCKET MORTGAGE	2	90,700	11	1,674,324	11	3,356,561	0	0	24	6.5	5,121,585	5.8
RUOFF MORTGAGE	2	70,987	9	1,251,180	18	5,319,577	0	0	29	7.9	6,641,744	7.5
UNION SAVINGS BANK	0	0	3	439,300	3	1,378,700	0	0	6	1.6	1,818,000	2.1
UNITED STATES OF AMERICA	0	0	0	0	2	457,500	0	0	2	0.5	457,500	0.5
WELLS FARGO BANK	0	0	0	0	0	0	0	0	0	0	0	0
All Others	38	1,052,428	24	3,328,509	56	18,521,235	3	4,170,000	121	32.9	27,072,172	30.8
TOTALS	90	3,188,371	108	14,788,413	161	53,166,470	9	16,883,000	368	100	88,026,254	100