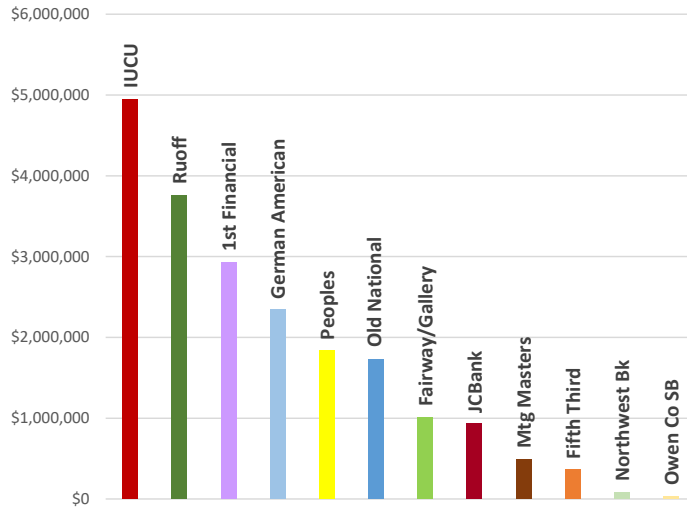


**Residential and commercial mortgages
filed in Monroe County during March 2024.**

Dollars - March 2024

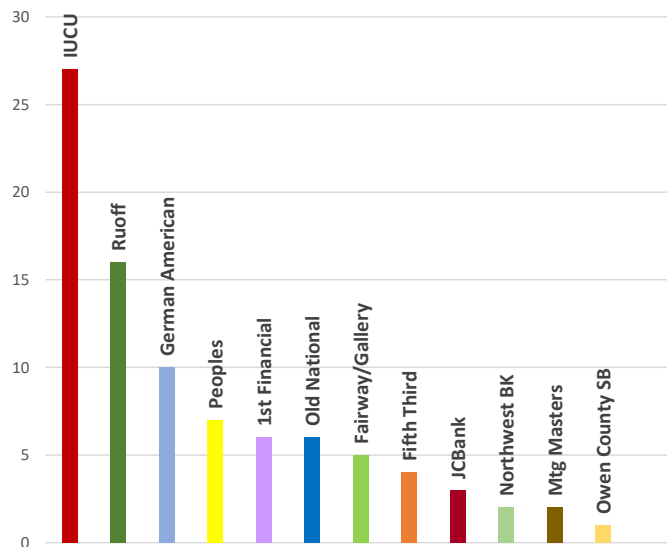


IUCU	\$4,948,550
Ruoff	\$3,757,656
1st Financial	\$2,932,089
German American	\$2,342,435
Peoples	\$1,832,200
Old National	\$1,731,514
Fair Way/Gallery	\$1,012,350
JCBank	\$930,000
Mtg Masters	\$487,750
Fifth Third	\$360,700
Northwest Bk	\$85,000
Owen Co SB	\$32,800

Note - Charts & tables do not include re-recordings or modifications.

Transactions - March 2024

IUCU	27
Ruoff	16
German American	10
Peoples	7
1st Financial	6
Old National	6
Fair Way/Gallery	5
Fifth Third	4
JCBank	3
Northwest Bk	2
Mtg Masters	2
Owen Co SB	1

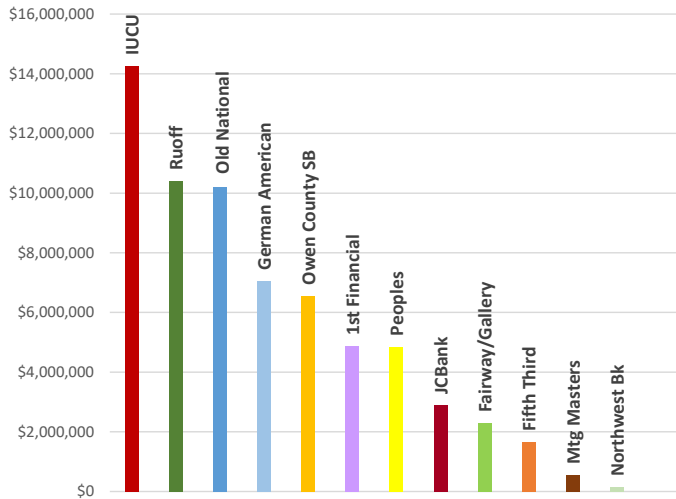


Mortgage Report covering all mortgages on Monroe County property, both residential and commercial, filed with the Monroe County Recorder during the month of March 2024.

Lender	0 to \$49,999		\$50,000 to \$199,999		\$200,000-\$499,999		\$500,000 & up		Total		Total	
	Docs	Amount	Docs	Amount	Docs	Amount	Docs	Amount	Docs	%	Amount	%
BANK OF AMERICA	0	0	0	0	0	0	0	0	0	0	0	0
BAXTER CREDIT UNION	0	0	0	0	0	0	0	0	0	0	0	0
BEDFORD FSB	0	0	1	60,000	1	220,000	1	935,000	3	1.5	1,215,000	2.5
CMG HOME LOANS	0	0	2	316,400	6	1,779,000	1	503,405	9	4.4	2,598,805	5.2
CRANE CREDIT UNION	1	30,000	0	0	3	956,950	0	0	4	2	986,950	2
FAIR WAY/GALLERY	0	0	4	642,350	1	370,000	0	0	5	2.4	1,012,350	2
FARM CREDIT MID AMERICA	0	0	1	105,000	1	346,600	1	734,831	3	1.5	1,186,431	2.4
FARMERS AND MECHANICS	0	0	1	50,000	0	0	0	0	1	0.5	50,000	0.1
FIFTH THIRD BANK	0	0	4	360,700	0	0	0	0	4	2	360,700	0.7
FIRST FINANCIAL BANK	1	40,089	2	180,000	2	632,000	1	2,080,000	6	2.9	2,932,089	5.9
FREEDOM HOME MORTGAGE	0	0	1	168,000	0	0	0	0	1	0.5	168,000	0.3
GERMAN AMERICAN BANCORP	1	45,000	3	315,000	5	1,482,435	1	500,000	10	4.9	2,342,435	4.7
HALLMARK HOME MTG	0	0	0	0	0	0	0	0	0	0	0	0
HOOSIER HILLS CREDIT UNION	0	0	1	143,000	2	653,250	0	0	3	1.5	796,250	1.6
INDIANA UNIVERSITY CU	7	170,750	13	1,292,800	3	971,250	4	2,513,750	27	13.2	4,948,550	10
JACKSON COUNTY BANK	0	0	1	50,000	2	880,000	0	0	3	1.5	930,000	1.9
JPMORGAN CHASE BANK	0	0	3	390,278	5	1,293,035	0	0	8	3.9	1,683,313	3.4
LOANDEPOT.COM	0	0	1	157,712	0	0	0	0	1	0.5	157,712	0.3
MORTGAGE MASTERS	0	0	0	0	2	487,750	0	0	2	1	487,750	1
NORTHWEST BANK	1	35,000	1	50,000	0	0	0	0	2	1	85,000	0.2
OLD NATIONAL BANK	0	0	2	167,014	2	428,000	2	1,136,500	6	2.9	1,731,514	3.5
OWEN COUNTY STATE BANK	1	32,800	0	0	0	0	0	0	1	0.5	32,800	0.1
PEOPLES STATE BANK	1	30,000	3	464,400	2	737,800	1	600,000	7	3.4	1,832,200	3.7
PRIMELENDING	0	0	0	0	0	0	0	0	0	0	0	0
REGIONS BANK	1	15,000	1	72,000	0	0	0	0	2	1	87,000	0.2
REGIONS MORTGAGE	0	0	0	0	0	0	0	0	0	0	0	0
ROCKET MORTGAGE	1	45,000	6	619,150	5	1,254,500	0	0	12	5.9	1,918,650	3.9
RUOFF MORTGAGE	1	6,230	4	642,675	11	3,108,751	0	0	16	7.8	3,757,656	7.6
UNION SAVINGS BANK	0	0	0	0	1	315,000	0	0	1	0.5	315,000	0.6
UNITED STATES OF AMERICA	0	0	0	0	1	237,200	0	0	1	0.5	237,200	0.5
WELLS FARGO BANK	0	0	0	0	0	0	0	0	0	0	0	0
All Others	9	111,544	22	2,830,828	30	9,031,050	6	5,740,156	67	32.7	17,713,578	35.7
TOTALS	25	561,413	77	9,077,307	85	25,184,571	18	14,743,642	205	100	49,566,933	100

**Residential and commercial mortgages
filed in Monroe County during 2024.**

Dollars - Year-to-Date through March 2024

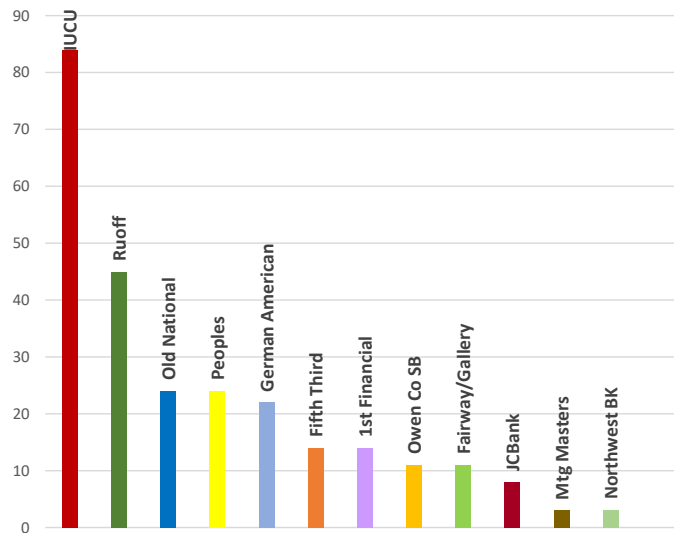


IUCU	\$14,249,131
Ruoff	\$10,399,400
Old National	\$10,213,744
German American	\$7,060,016
Owen Co SB	\$6,563,778
1st Financial	\$4,861,589
Peoples	\$4,855,924
JCBank	\$2,892,000
Fair Way/Gallery	\$2,290,628
Fifth Third	\$1,661,958
Mtg Masters	\$557,750
Northwest Bk	\$135,000

Note - Charts & tables do not include re-recordings or modifications.

Transactions - Year-to-Date through March 2024

IUCU	84
Ruoff	45
Old National	24
Peoples	24
German American	22
Fifth Third	14
1st Financial	14
Owen Co SB	11
Fair Way/Gallery	11
JCBank	8
Mtg Masters	3
Northwest Bk	3



Mortgage Report covering all mortgages on Monroe County property, both residential and commercial, filed with the Monroe County Recorder during 2024.

Lender	0 to \$49,999		\$50,000 to \$199,999		\$200,000-\$499,999		\$500,000 & up		Total		Total	
	Docs	Amount	Docs	Amount	Docs	Amount	Docs	Amount	Docs	%	Amount	%
BANK OF AMERICA	1	40,000	1	150,000	1	366,628	0	0	3	0.5	556,628	0.4
BAXTER CREDIT UNION	0	0	0	0	0	0	0	0	0	0	0	0
BEDFORD FSB	1	8,500	4	393,500	2	504,000	2	1,544,000	9	1.6	2,450,000	1.8
CMG HOME LOANS	0	0	9	1,347,415	8	2,331,178	2	1,195,955	19	3.3	4,874,548	3.5
CRANE CREDIT UNION	1	30,000	1	193,500	3	956,950	0	0	5	0.9	1,180,450	0.9
FAIR WAY/GALLERY	0	0	6	970,850	5	1,319,778	0	0	11	1.9	2,290,628	1.7
FARM CREDIT MID AMERICA	0	0	3	386,940	1	346,600	1	734,831	5	0.9	1,468,371	1.1
FARMERS AND MECHANICS	0	0	1	50,000	2	574,502	0	0	3	0.5	624,502	0.5
FIFTH THIRD BANK	0	0	13	1,350,700	1	311,258	0	0	14	2.4	1,661,958	1.2
FIRST FINANCIAL BANK	1	40,089	3	280,000	8	2,461,500	1	2,080,000	13	2.3	4,861,589	3.5
FREEDOM HOME MORTGAGE	0	0	4	686,288	3	1,028,773	0	0	7	1.2	1,715,061	1.2
GERMAN AMERICAN BANCORP	1	45,000	7	663,500	9	2,616,516	5	3,735,000	22	3.8	7,060,016	5.1
HALLMARK HOME MTG	0	0	0	0	0	0	0	0	0	0	0	0
HOOSIER HILLS CREDIT UNION	2	65,000	5	605,500	2	653,250	0	0	9	1.6	1,323,750	1
INDIANA UNIVERSITY CU	23	605,400	33	3,479,360	21	5,908,386	7	4,255,985	84	14.7	14,249,131	10.4
JACKSON COUNTY BANK	0	0	2	125,000	4	1,619,000	2	1,148,000	8	1.4	2,892,000	2.1
JPMORGAN CHASE BANK	0	0	5	764,527	6	1,543,035	0	0	11	1.9	2,307,562	1.7
LOANDEPOT.COM	0	0	1	157,712	0	0	0	0	1	0.2	157,712	0.1
MORTGAGE MASTERS	0	0	1	70,000	2	487,750	0	0	3	0.5	557,750	0.4
NORTHWEST BANK	1	35,000	2	100,000	0	0	0	0	3	0.5	135,000	0.1
OLD NATIONAL BANK	5	159,749	9	843,041	6	1,480,454	4	7,730,500	24	4.2	10,213,744	7.4
OWEN COUNTY STATE BANK	2	72,800	2	323,378	4	1,339,600	3	4,828,000	11	1.9	6,563,778	4.8
PEOPLES STATE BANK	7	261,900	7	858,000	8	2,416,024	2	1,320,000	24	4.2	4,855,924	3.5
PRIMELENDING	0	0	0	0	0	0	0	0	0	0	0	0
REGIONS BANK	1	15,000	2	157,000	1	250,000	0	0	4	0.7	422,000	0.3
REGIONS MORTGAGE	0	0	1	118,000	0	0	0	0	1	0.2	118,000	0.1
ROCKET MORTGAGE	2	85,700	18	2,343,474	16	4,611,061	0	0	36	6.3	7,040,235	5.1
RUOFF MORTGAGE	2	17,217	14	1,953,855	29	8,428,328	0	0	45	7.9	10,399,400	7.6
UNION SAVINGS BANK	0	0	3	439,300	4	1,693,700	0	0	7	1.2	2,133,000	1.6
UNITED STATES OF AMERICA	0	0	0	0	3	694,700	0	0	3	0.5	694,700	0.5
WELLS FARGO BANK	0	0	0	0	0	0	0	0	0	0	0	0
All Others	34	473,017	59	6,850,292	80	23,903,039	15	13,559,402	188	32.8	44,785,750	32.5
TOTALS	84	1,954,372	216	25,661,132	229	67,846,010	44	42,131,673	573	100	137,593,187	100

Mortgage Report covering all mortgages on Monroe County property, both residential and commercial,
filed with the Monroe County Recorder during the month of March 2024.

Lender	0 to \$75,000		\$75,001 to \$199,999		\$200,000-\$766,550		\$766,551 & up		Total		Total	
	Docs	Amount	Docs	Amount	Docs	Amount	Docs	Amount	Docs	%	Amount	%
BANK OF AMERICA	0	0	0	0	0	0	0	0	0	0	0	0
BAXTER CREDIT UNION	0	0	0	0	0	0	0	0	0	0	0	0
BEDFORD FSB	1	60,000	0	0	1	220,000	1	935,000	3	1.5	1,215,000	2.5
CMG HOME LOANS	0	0	2	316,400	7	2,282,405	0	0	9	4.4	2,598,805	5.2
CRANE CREDIT UNION	1	30,000	0	0	3	956,950	0	0	4	2	986,950	2
FAIR WAY/GALLERY	0	0	4	642,350	1	370,000	0	0	5	2.4	1,012,350	2
FARM CREDIT MID AMERICA	0	0	1	105,000	2	1,081,431	0	0	3	1.5	1,186,431	2.4
FARMERS AND MECHANICS	1	50,000	0	0	0	0	0	0	1	0.5	50,000	0.1
FIFTH THIRD BANK	1	67,700	3	293,000	0	0	0	0	4	2	360,700	0.7
FIRST FINANCIAL BANK	1	40,089	2	180,000	2	632,000	1	2,080,000	6	2.9	2,932,089	5.9
FREEDOM HOME MORTGAGE	0	0	1	168,000	0	0	0	0	1	0.5	168,000	0.3
GERMAN AMERICAN BANCORP	2	115,000	2	245,000	6	1,982,435	0	0	10	4.9	2,342,435	4.7
HALLMARK HOME MTG	0	0	0	0	0	0	0	0	0	0	0	0
HOOSIER HILLS CREDIT UNION	0	0	1	143,000	2	653,250	0	0	3	1.5	796,250	1.6
INDIANA UNIVERSITY CU	13	555,150	7	908,400	6	2,705,000	1	780,000	27	13.2	4,948,550	10
JACKSON COUNTY BANK	1	50,000	0	0	2	880,000	0	0	3	1.5	930,000	1.9
JPMORGAN CHASE BANK	1	63,028	2	327,250	5	1,293,035	0	0	8	3.9	1,683,313	3.4
LOANDEPOT.COM	0	0	1	157,712	0	0	0	0	1	0.5	157,712	0.3
MORTGAGE MASTERS	0	0	0	0	2	487,750	0	0	2	1	487,750	1
NORTHWEST BANK	2	85,000	0	0	0	0	0	0	2	1	85,000	0.2
OLD NATIONAL BANK	1	60,000	1	107,014	4	1,564,500	0	0	6	2.9	1,731,514	3.5
OWEN COUNTY STATE BANK	1	32,800	0	0	0	0	0	0	1	0.5	32,800	0.1
PEOPLES STATE BANK	1	30,000	3	464,400	3	1,337,800	0	0	7	3.4	1,832,200	3.7
PRIMELENDING	0	0	0	0	0	0	0	0	0	0	0	0
REGIONS BANK	2	87,000	0	0	0	0	0	0	2	1	87,000	0.2
REGIONS MORTGAGE	0	0	0	0	0	0	0	0	0	0	0	0
ROCKET MORTGAGE	4	229,000	3	435,150	5	1,254,500	0	0	12	5.9	1,918,650	3.9
RUOFF MORTGAGE	1	6,230	4	642,675	11	3,108,751	0	0	16	7.8	3,757,656	7.6
UNION SAVINGS BANK	0	0	0	0	1	315,000	0	0	1	0.5	315,000	0.6
UNITED STATES OF AMERICA	0	0	0	0	1	237,200	0	0	1	0.5	237,200	0.5
WELLS FARGO BANK	0	0	0	0	0	0	0	0	0	0	0	0
All Others	12	311,544	19	2,630,828	32	10,267,050	4	4,504,156	67	32.7	17,713,578	35.7
TOTALS	46	1,872,541	56	7,766,179	96	31,629,057	7	8,299,156	205	100	49,566,933	100

Mortgage Report covering all mortgages on Monroe County property, both residential and commercial, filed with the Monroe County Recorder during 2024.

Lender	0 to \$75,000		\$75,001 to \$199,999		\$200,000-\$766,550		\$766,551 & up		Total		Total	
	Docs	Amount	Docs	Amount	Docs	Amount	Docs	Amount	Docs	%	Amount	%
BANK OF AMERICA	0	0	0	0	0	0	0	0	0	0	0	0
BAXTER CREDIT UNION	1	40,000	1	150,000	1	366,628	0	0	3	0.5	556,628	0.4
BEDFORD FSB	3	138,500	2	263,500	3	1,113,000	1	935,000	9	1.6	2,450,000	1.8
CMG HOME LOANS	0	0	9	1,347,415	10	3,527,133	0	0	19	3.3	4,874,548	3.5
CRANE CREDIT UNION	1	30,000	1	193,500	3	956,950	0	0	5	0.9	1,180,450	0.9
FAIR WAY/GALLERY	0	0	6	970,850	5	1,319,778	0	0	11	1.9	2,290,628	1.7
FARM CREDIT MID AMERIC	0	0	3	386,940	2	1,081,431	0	0	5	0.9	1,468,371	1.1
FARMERS AND MECHANICS	1	50,000	0	0	2	574,502	0	0	3	0.5	624,502	0.5
FIFTH THIRD BANK	1	67,700	12	1,283,000	1	311,258	0	0	14	2.4	1,661,958	1.2
FIRST FINANCIAL BANK	1	40,089	3	280,000	8	2,461,500	1	2,080,000	13	2.3	4,861,589	3.5
FREEDOM HOME MORTGAGE	0	0	4	686,288	3	1,028,773	0	0	7	1.2	1,715,061	1.2
GERMAN AMERICAN BANCOR	4	265,000	4	443,500	12	4,466,516	2	1,885,000	22	3.8	7,060,016	5.1
HALLMARK HOME MTG	0	0	0	0	0	0	0	0	0	0	0	0
HOOSIER HILLS CREDIT U	3	130,500	4	540,000	2	653,250	0	0	9	1.6	1,323,750	1
INDIANA UNIVERSITY CRE	35	1,334,800	21	2,749,960	27	9,384,371	1	780,000	84	14.7	14,249,131	10.4
JACKSON COUNTY BANK	2	125,000	0	0	6	2,767,000	0	0	8	1.4	2,892,000	2.1
JPMORGAN CHASE BANK	1	63,028	4	701,499	6	1,543,035	0	0	11	1.9	2,307,562	1.7
LOANDEPOTCOM	0	0	1	157,712	0	0	0	0	1	0.2	157,712	0.1
MORTGAGE MASTERS	1	70,000	0	0	2	487,750	0	0	3	0.5	557,750	0.4
NORTHWEST BANK	3	135,000	0	0	0	0	0	0	3	0.5	135,000	0.1
OLD NATIONAL BANK	7	274,106	7	728,684	9	3,210,954	1	6,000,000	24	4.2	10,213,744	7.4
OWEN COUNTY STATE BANK	2	72,800	2	323,378	4	1,339,600	3	4,828,000	11	1.9	6,563,778	4.8
PEOPLES STATE BANK	9	376,500	5	743,400	10	3,736,024	0	0	24	4.2	4,855,924	3.5
PRIMELENDING	0	0	0	0	0	0	0	0	0	0	0	0
REGIONS BANK	2	87,000	1	85,000	1	250,000	0	0	4	0.7	422,000	0.3
REGIONS MORTGAGE	0	0	1	118,000	0	0	0	0	1	0.2	118,000	0.1
ROCKET MORTGAGE	6	319,700	14	2,109,474	16	4,611,061	0	0	36	6.3	7,040,235	5.1
RUOFF MORTGAGE	3	77,217	13	1,893,855	29	8,428,328	0	0	45	7.9	10,399,400	7.6
UNION SAVINGS BANK	0	0	3	439,300	4	1,693,700	0	0	7	1.2	2,133,000	1.6
UNITED STATES OF AMERI	0	0	0	0	3	694,700	0	0	3	0.5	694,700	0.5
WELLS FARGO BANK	0	0	0	0	0	0	0	0	0	0	0	0
All Others	50	1,363,972	43	5,959,337	88	28,788,285	7	8,674,156	188	32.8	44,785,750	32.5
TOTALS	136	5,060,912	164	22,554,592	257	84,795,527	16	25,182,156	573	100	137,593,187	100