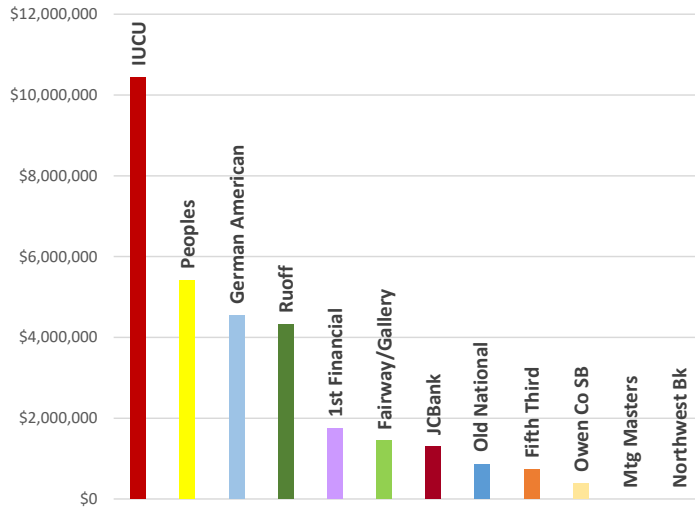


**Residential and commercial mortgages  
filed in Monroe County during April 2024.**

**Dollars - April 2024**

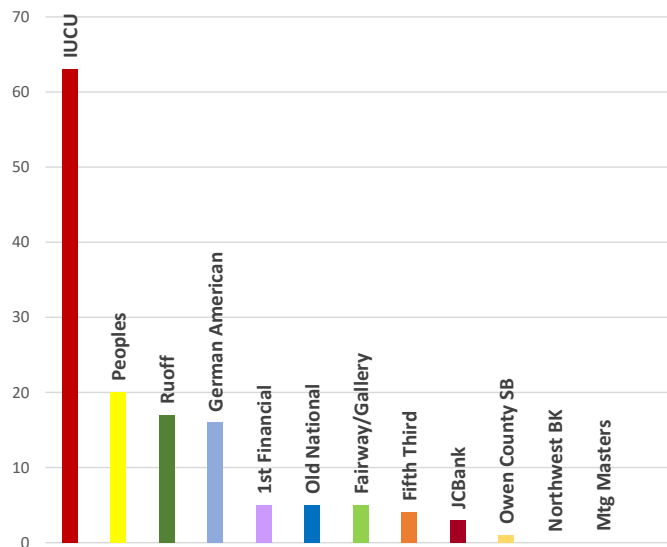


IUCU	\$10,440,280
Peoples	\$5,418,705
German American	\$4,545,500
Ruoff	\$4,318,608
1st Financial	\$1,745,000
Fair Way/Gallery	\$1,441,435
JCBank	\$1,295,400
Old National	\$858,531
Fifth Third	\$729,000
Owen Co SB	\$394,650
Mtg Masters	\$0
Northwest Bk	\$0

Note - Charts & tables do not include re-recordings or modifications.

**Transactions - April 2024**

IUCU	63
Peoples	20
Ruoff	17
German American	16
1st Financial	5
Old National	5
Fair Way/Gallery	5
Fifth Third	4
JCBank	3
Owen Co SB	1
Northwest Bk	0
Mtg Masters	0

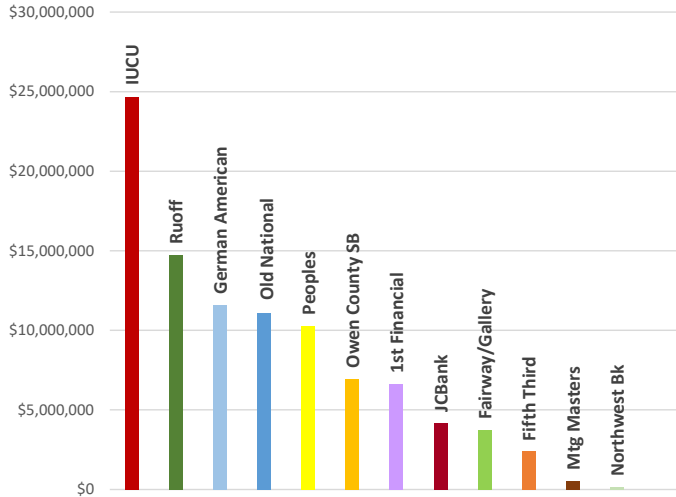


All mortgages on Monroe County property, both residential and commercial,  
filed with the Monroe County Recorder during the month of April 2024.

Lender	0 to \$49,999		\$50,000 to \$199,999		\$200,000-\$499,999		\$500,000 & up		Total		Total	
	Docs	Amount	Docs	Amount	Docs	Amount	Docs	Amount	Docs	%	Amount	%
BANK OF AMERICA	0	0	0	0	0	0	0	0	0	0	0	0
BAXTER CREDIT UNION	0	0	0	0	0	0	0	0	0	0	0	0
BEDFORD FSB	1	0	0	0	3	855,000	3	1,980,000	7	2.4	2,835,000	1.5
CMG HOME LOANS	0	0	6	825,357	8	2,332,318	0	0	14	4.8	3,157,675	1.6
CRANE CREDIT UNION	0	0	1	173,600	0	0	1	500,000	2	0.7	673,600	0.3
FAIR WAY/GALLERY	0	0	3	488,100	1	315,920	1	637,415	5	1.7	1,441,435	0.7
FARM CREDIT MID AMERICA	2	68,250	1	128,906	1	456,840	1	500,000	5	1.7	1,153,996	0.6
FARMERS AND MECHANICS	0	0	1	50,000	4	1,559,969	0	0	5	1.7	1,609,969	0.8
FIFTH THIRD BANK	1	15,000	1	50,000	2	664,000	0	0	4	1.4	729,000	0.4
FIRST FINANCIAL BANK	2	59,000	1	50,000	1	486,000	1	1,150,000	5	1.7	1,745,000	0.9
FREEDOM HOME MORTGAGE	0	0	0	0	0	0	0	0	0	0	0	0
GERMAN AMERICAN BANCORP	1	32,000	5	666,920	7	2,093,750	3	1,752,830	16	5.5	4,545,500	2.4
HALLMARK HOME MTG	0	0	0	0	0	0	0	0	0	0	0	0
HOOSIER HILLS CREDIT UNION	1	20,000	2	155,000	1	361,500	1	3,400,000	5	1.7	3,936,500	2
INDIANA UNIVERSITY CU	15	457,500	28	2,716,300	16	4,918,505	4	2,347,975	63	21.7	10,440,280	5.4
JACKSON COUNTY BANK	0	0	0	0	3	1,295,400	0	0	3	1	1,295,400	0.7
JPMORGAN CHASE BANK	0	0	1	166,500	4	1,077,150	0	0	5	1.7	1,243,650	0.6
LOANDEPOT.COM	0	0	0	0	0	0	0	0	0	0	0	0
MORTGAGE MASTERS	0	0	0	0	0	0	0	0	0	0	0	0
NORTHWEST BANK	0	0	0	0	0	0	0	0	0	0	0	0
OLD NATIONAL BANK	2	70,000	2	128,531	0	0	1	660,000	5	1.7	858,531	0.4
OWEN COUNTY STATE BANK	0	0	0	0	1	394,650	0	0	1	0.3	394,650	0.2
PEOPLES STATE BANK	1	45,000	5	585,000	13	4,288,705	1	500,000	20	6.9	5,418,705	2.8
PRIMELENDING	0	0	0	0	0	0	0	0	0	0	0	0
REGIONS BANK	3	68,000	1	60,000	0	0	0	0	4	1.4	128,000	0.1
REGIONS MORTGAGE	0	0	0	0	0	0	0	0	0	0	0	0
ROCKET MORTGAGE	1	48,000	10	1,507,773	4	1,091,975	0	0	15	5.2	2,647,748	1.4
RUOFF MORTGAGE	1	11,480	5	797,849	11	3,509,279	0	0	17	5.9	4,318,608	2.2
UNION SAVINGS BANK	0	0	0	0	0	0	0	0	0	0	0	0
UNITED STATES OF AMERICA	0	0	0	0	0	0	0	0	0	0	0	0
WELLS FARGO BANK	0	0	0	0	0	0	0	0	0	0	0	0
All Others	23	253,579	24	2,996,761	34	10,893,905	8	129,831,953	89	30.7	143,976,198	74.8
TOTALS	54	1,147,809	97	11,546,597	114	36,594,866	25	143,260,173	290	100	192,549,445	100

**Residential and commercial mortgages  
filed in Monroe County during 2024.**

**Dollars - Year-to-Date through April 2024**

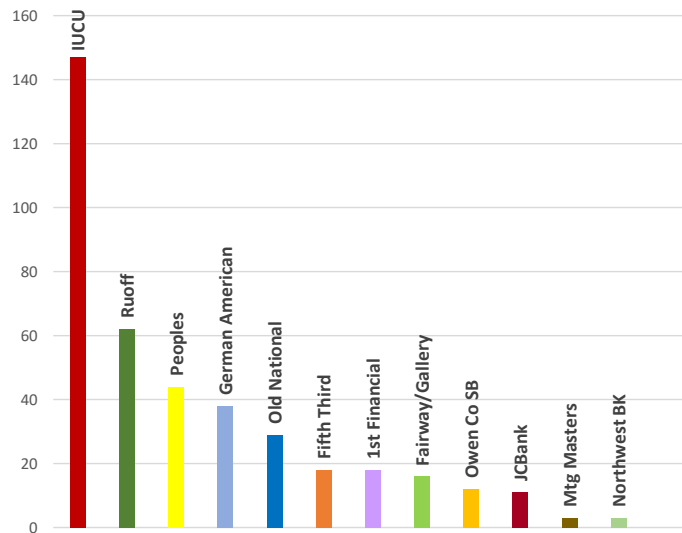


IUCU	\$24,689,411
Ruoff	\$14,718,008
German American	\$11,605,516
Old National	\$11,072,275
Peoples	\$10,274,629
Owen Co SB	\$6,958,428
1st Financial	\$6,606,589
JCBank	\$4,187,400
Fair Way/Gallery	\$3,732,063
Fifth Third	\$2,390,958
Mtg Masters	\$557,750
Northwest Bk	\$135,000

Note - Charts & tables do not include re-recordings or modifications.

**Transactions - Year-to-Date through April 2024**

IUCU	147
Ruoff	62
Peoples	44
German American	38
Old National	29
Fifth Third	18
1st Financial	18
Fair Way/Gallery	16
Owen Co SB	12
JCBank	11
Mtg Masters	3
Northwest Bk	3



All mortgages on Monroe County property, both residential and commercial,  
filed with the Monroe County Recorder during 2024.

Lender	0 to \$49,999		\$50,000 to \$199,999		\$200,000-\$499,999		\$500,000 & up		Total		Total	
	Docs	Amount	Docs	Amount	Docs	Amount	Docs	Amount	Docs	%	Amount	%
BANK OF AMERICA	0	0	0	0	0	0	0	0	0	0	0	0
BAXTER CREDIT UNION	1	40,000	1	150,000	1	366,628	0	0	3	0.3	556,628	0.2
BEDFORD FSB	2	8,500	4	393,500	5	1,359,000	5	3,524,000	16	1.9	5,285,000	1.6
CMG HOME LOANS	0	0	15	2,172,772	16	4,663,496	2	1,195,955	33	3.8	8,032,223	2.4
CRANE CREDIT UNION	1	30,000	2	367,100	3	956,950	1	500,000	7	0.8	1,854,050	0.6
FAIR WAY/GALLERY	0	0	9	1,458,950	6	1,635,698	1	637,415	16	1.9	3,732,063	1.1
FARM CREDIT MID AMERICA	2	68,250	4	515,846	2	803,440	2	1,234,831	10	1.2	2,622,367	0.8
FARMERS AND MECHANICS	0	0	2	100,000	6	2,134,471	0	0	8	0.9	2,234,471	0.7
FIFTH THIRD BANK	1	15,000	14	1,400,700	3	975,258	0	0	18	2.1	2,390,958	0.7
FIRST FINANCIAL BANK	3	99,089	4	330,000	9	2,947,500	2	3,230,000	18	2.1	6,606,589	2
FREEDOM HOME MORTGAGE	0	0	4	686,288	3	1,028,773	0	0	7	0.8	1,715,061	0.5
GERMAN AMERICAN BANCORP	2	77,000	12	1,330,420	16	4,710,266	8	5,487,830	38	4.4	11,605,516	3.5
HALLMARK HOME MTG	0	0	0	0	0	0	0	0	0	0	0	0
HOOSIER HILLS CREDIT UNION	3	85,000	7	760,500	3	1,014,750	1	3,400,000	14	1.6	5,260,250	1.6
INDIANA UNIVERSITY CU	38	1,062,900	61	6,195,660	37	10,826,891	11	6,603,960	147	17	24,689,411	7.5
JACKSON COUNTY BANK	0	0	2	125,000	7	2,914,400	2	1,148,000	11	1.3	4,187,400	1.3
JPMORGAN CHASE BANK	0	0	6	931,027	10	2,620,185	0	0	16	1.9	3,551,212	1.1
LOANDEPOT.COM	0	0	1	157,712	0	0	0	0	1	0.1	157,712	0
MORTGAGE MASTERS	0	0	1	70,000	2	487,750	0	0	3	0.3	557,750	0.2
NORTHWEST BANK	1	35,000	2	100,000	0	0	0	0	3	0.3	135,000	0
OLD NATIONAL BANK	7	229,749	11	971,572	6	1,480,454	5	8,390,500	29	3.4	11,072,275	3.4
OWEN COUNTY STATE BANK	2	72,800	2	323,378	5	1,734,250	3	4,828,000	12	1.4	6,958,428	2.1
PEOPLES STATE BANK	8	306,900	12	1,443,000	21	6,704,729	3	1,820,000	44	5.1	10,274,629	3.1
PRIMELENDING	0	0	0	0	0	0	0	0	0	0	0	0
REGIONS BANK	4	83,000	3	217,000	1	250,000	0	0	8	0.9	550,000	0.2
REGIONS MORTGAGE	0	0	1	118,000	0	0	0	0	1	0.1	118,000	0
ROCKET MORTGAGE	3	133,700	28	3,851,247	20	5,703,036	0	0	51	5.9	9,687,983	2.9
RUOFF MORTGAGE	3	28,697	19	2,751,704	40	11,937,607	0	0	62	7.2	14,718,008	4.5
UNION SAVINGS BANK	0	0	3	439,300	4	1,693,700	0	0	7	0.8	2,133,000	0.6
UNITED STATES OF AMERICA	0	0	0	0	3	694,700	0	0	3	0.3	694,700	0.2
WELLS FARGO BANK	0	0	0	0	0	0	0	0	0	0	0	0
All Others	57	726,596	83	9,847,053	114	34,796,944	23	143,391,355	277	32.1	188,761,948	57.2
TOTALS	138	3,102,181	313	37,207,729	343	104,440,876	69	185,391,846	863	100	330,142,632	100

All mortgages on Monroe County property, both residential and commercial,  
filed with the Monroe County Recorder during the month of April 2024.

Lender	0 to \$75,000		\$75,001 to \$199,999		\$200,000-\$766,550		\$766,551 & up		Total		Total	
	Docs	Amount	Docs	Amount	Docs	Amount	Docs	Amount	Docs	%	Amount	%
BANK OF AMERICA	0	0	0	0	0	0	0	0	0	0	0	0
BAXTER CREDIT UNION	0	0	0	0	0	0	0	0	0	0	0	0
BEDFORD FSB	1	0	0	0	6	2,835,000	0	0	7	2.4	2,835,000	1.5
CMG HOME LOANS	1	52,197	5	773,160	8	2,332,318	0	0	14	4.8	3,157,675	1.6
CRANE CREDIT UNION	0	0	1	173,600	1	500,000	0	0	2	0.7	673,600	0.3
FAIR WAY/GALLERY	0	0	3	488,100	2	953,335	0	0	5	1.7	1,441,435	0.7
FARM CREDIT MID AMERICA	2	68,250	1	128,906	2	956,840	0	0	5	1.7	1,153,996	0.6
FARMERS AND MECHANICS	1	50,000	0	0	4	1,559,969	0	0	5	1.7	1,609,969	0.8
FIFTH THIRD BANK	2	65,000	0	0	2	664,000	0	0	4	1.4	729,000	0.4
FIRST FINANCIAL BANK	3	109,000	0	0	1	486,000	1	1,150,000	5	1.7	1,745,000	0.9
FREEDOM HOME MORTGAGE	0	0	0	0	0	0	0	0	0	0	0	0
GERMAN AMERICAN BANCORP	2	107,000	4	591,920	10	3,846,580	0	0	16	5.5	4,545,500	2.4
HALLMARK HOME MTG	0	0	0	0	0	0	0	0	0	0	0	0
HOOSIER HILLS CREDIT UNION	2	75,000	1	100,000	1	361,500	1	3,400,000	5	1.7	3,936,500	2
INDIANA UNIVERSITY CU	27	1,197,700	16	1,976,100	20	7,266,480	0	0	63	21.7	10,440,280	5.4
JACKSON COUNTY BANK	0	0	0	0	3	1,295,400	0	0	3	1	1,295,400	0.7
JPMORGAN CHASE BANK	0	0	1	166,500	4	1,077,150	0	0	5	1.7	1,243,650	0.6
LOANDEPOT.COM	0	0	0	0	0	0	0	0	0	0	0	0
MORTGAGE MASTERS	0	0	0	0	0	0	0	0	0	0	0	0
NORTHWEST BANK	0	0	0	0	0	0	0	0	0	0	0	0
OLD NATIONAL BANK	3	120,000	1	78,531	1	660,000	0	0	5	1.7	858,531	0.4
OWEN COUNTY STATE BANK	0	0	0	0	1	394,650	0	0	1	0.3	394,650	0.2
PEOPLES STATE BANK	2	108,000	4	522,000	14	4,788,705	0	0	20	6.9	5,418,705	2.8
PRIMELENDING	0	0	0	0	0	0	0	0	0	0	0	0
REGIONS BANK	4	128,000	0	0	0	0	0	0	4	1.4	128,000	0.1
REGIONS MORTGAGE	0	0	0	0	0	0	0	0	0	0	0	0
ROCKET MORTGAGE	1	48,000	10	1,507,773	4	1,091,975	0	0	15	5.2	2,647,748	1.4
RUOFF MORTGAGE	1	11,480	5	797,849	11	3,509,279	0	0	17	5.9	4,318,608	2.2
UNION SAVINGS BANK	0	0	0	0	0	0	0	0	0	0	0	0
UNITED STATES OF AMERICA	0	0	0	0	0	0	0	0	0	0	0	0
WELLS FARGO BANK	0	0	0	0	0	0	0	0	0	0	0	0
All Others	27	505,326	20	2,745,014	37	12,768,905	5	127,956,953	89	30.7	143,976,198	74.8
TOTALS	79	2,644,953	72	10,049,453	132	47,348,086	7	132,506,953	290	100	192,549,445	100

All mortgages on Monroe County property, both residential and commercial,  
filed with the Monroe County Recorder during 2024.

Lender	0 to \$75,000		\$75,001 to \$199,999		\$200,000-\$766,550		\$766,551 & up		Total		Total	
	Docs	Amount	Docs	Amount	Docs	Amount	Docs	Amount	Docs	%	Amount	%
BANK OF AMERICA	0	0	0	0	0	0	0	0	0	0	0	0
BAXTER CREDIT UNION	1	40,000	1	150,000	1	366,628	0	0	3	0.3	556,628	0.2
BEDFORD FSB	4	138,500	2	263,500	9	3,948,000	1	935,000	16	1.9	5,285,000	1.6
CMG HOME LOANS	1	52,197	14	2,120,575	18	5,859,451	0	0	33	3.8	8,032,223	2.4
CRANE CREDIT UNION	1	30,000	2	367,100	4	1,456,950	0	0	7	0.8	1,854,050	0.6
FAIR WAY/GALLERY	0	0	9	1,458,950	7	2,273,113	0	0	16	1.9	3,732,063	1.1
FARM CREDIT MID AMERICA	2	68,250	4	515,846	4	2,038,271	0	0	10	1.2	2,622,367	0.8
FARMERS AND MECHANICS	2	100,000	0	0	6	2,134,471	0	0	8	0.9	2,234,471	0.7
FIFTH THIRD BANK	3	132,700	12	1,283,000	3	975,258	0	0	18	2.1	2,390,958	0.7
FIRST FINANCIAL BANK	4	149,089	3	280,000	9	2,947,500	2	3,230,000	18	2.1	6,606,589	2
FREEDOM HOME MORTGAGE	0	0	4	686,288	3	1,028,773	0	0	7	0.8	1,715,061	0.5
GERMAN AMERICAN BANCORP	6	372,000	8	1,035,420	22	8,313,096	2	1,885,000	38	4.4	11,605,516	3.5
HALLMARK HOME MTG	0	0	0	0	0	0	0	0	0	0	0	0
HOOSIER HILLS CREDIT UNION	5	205,500	5	640,000	3	1,014,750	1	3,400,000	14	1.6	5,260,250	1.6
INDIANA UNIVERSITY CU	62	2,532,500	37	4,726,060	47	16,650,851	1	780,000	147	17	24,689,411	7.5
JACKSON COUNTY BANK	2	125,000	0	0	9	4,062,400	0	0	11	1.3	4,187,400	1.3
JPMORGAN CHASE BANK	1	63,028	5	867,999	10	2,620,185	0	0	16	1.9	3,551,212	1.1
LOANDEPOT.COM	0	0	1	157,712	0	0	0	0	1	0.1	157,712	0
MORTGAGE MASTERS	1	70,000	0	0	2	487,750	0	0	3	0.3	557,750	0.2
NORTHWEST BANK	3	135,000	0	0	0	0	0	0	3	0.3	135,000	0
OLD NATIONAL BANK	10	394,106	8	807,215	10	3,870,954	1	6,000,000	29	3.4	11,072,275	3.4
OWEN COUNTY STATE BANK	2	72,800	2	323,378	5	1,734,250	3	4,828,000	12	1.4	6,958,428	2.1
PEOPLES STATE BANK	11	484,500	9	1,265,400	24	8,524,729	0	0	44	5.1	10,274,629	3.1
PRIMELENDING	0	0	0	0	0	0	0	0	0	0	0	0
REGIONS BANK	6	215,000	1	85,000	1	250,000	0	0	8	0.9	550,000	0.2
REGIONS MORTGAGE	0	0	1	118,000	0	0	0	0	1	0.1	118,000	0
ROCKET MORTGAGE	7	367,700	24	3,617,247	20	5,703,036	0	0	51	5.9	9,687,983	2.9
RUOFF MORTGAGE	4	88,697	18	2,691,704	40	11,937,607	0	0	62	7.2	14,718,008	4.5
UNION SAVINGS BANK	0	0	3	439,300	4	1,693,700	0	0	7	0.8	2,133,000	0.6
UNITED STATES OF AMERICA	0	0	0	0	3	694,700	0	0	3	0.3	694,700	0.2
WELLS FARGO BANK	0	0	0	0	0	0	0	0	0	0	0	0
All Others	77	1,869,298	63	8,704,351	125	41,557,190	12	136,631,109	277	32.1	188,761,948	57.2
TOTALS	215	7,705,865	236	32,604,045	389	132,143,613	23	157,689,109	863	100	330,142,632	100