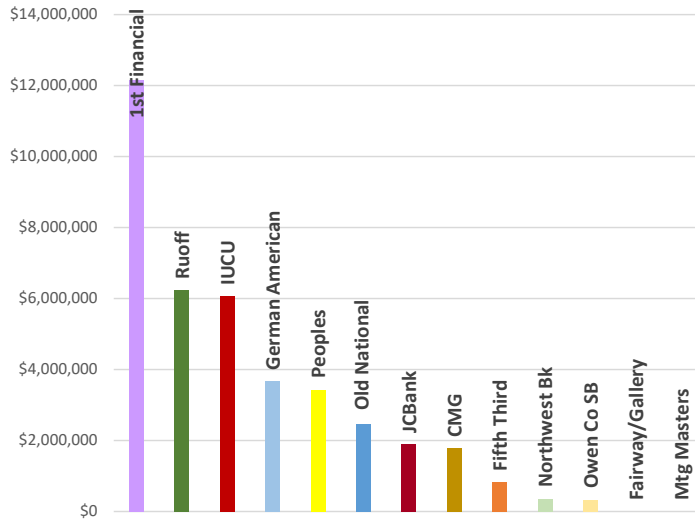


**Residential and commercial mortgages
filed in Monroe County during August 2025.**

Dollars - August 2025

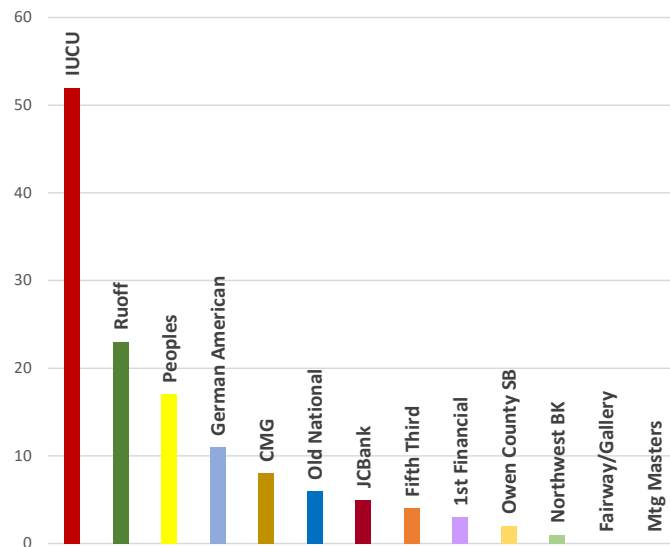


1st Financial	\$12,171,306
Ruoff	\$6,230,407
IUCU	\$6,060,065
German American	\$3,667,500
Peoples	\$3,428,560
Old National	\$2,473,424
JCBank	\$1,893,648
CMG	\$1,781,524
Fifth Third	\$825,300
Northwest Bk	\$361,446
Owen Co SB	\$332,000
Fair Way/Gallery	\$0
Mtg Masters	\$0

Note - Charts & tables do not include re-recordings or modifications.

Transactions - August 2025

IUCU	52
Ruoff	23
Peoples	17
German American	11
CMG	8
Old National	6
JCBank	5
Fifth Third	4
1st Financial	3
Owen Co SB	2
Northwest Bk	1
Fair Way/Gallery	0
Mtg Masters	0

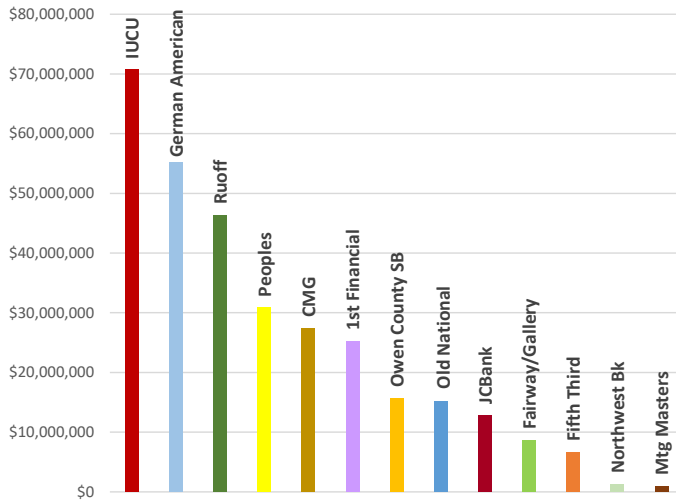


All mortgages on Monroe County property, both residential and commercial,
filed with the Monroe County Recorder during the month of August 2025.

Lender	0 to \$49,999		\$50,000 to \$199,999		\$200,000-\$499,999		\$500,000 & up		Total		Total	
	Docs	Amount	Docs	Amount	Docs	Amount	Docs	Amount	Docs	%	Amount	%
BANK OF AMERICA	0	0	0	0	0	0	0	0	0	0	0	0
BAXTER CREDIT UNION	0	0	1	125,000	0	0	0	0	1	0.4	125,000	0.1
BEDFORD FSB	0	0	1	130,000	1	375,000	0	0	2	0.7	505,000	0.6
CMG HOME LOANS	1	35,000	3	425,750	4	1,320,774	0	0	8	3	1,781,524	2
CRANE CREDIT UNION	1	12,000	2	170,000	0	0	0	0	3	1.1	182,000	0.2
FAIR WAY LENDING	0	0	0	0	0	0	0	0	0	0	0	0
FARM CREDIT MID AMERIC	0	0	0	0	0	0	1	2,477,679	1	0.4	2,477,679	2.8
FARMERS AND MECHANICS	0	0	0	0	0	0	0	0	0	0	0	0
FIFTH THIRD BANK	0	0	2	124,600	2	700,700	0	0	4	1.5	825,300	0.9
FIRST FINANCIAL BANK	0	0	1	90,000	0	0	2	12,081,306	3	1.1	12,171,306	13.9
FREEDOM HOME MORTGAGE	0	0	1	173,934	1	221,001	0	0	2	0.7	394,935	0.5
GERMAN AMERICAN BANCOR	2	80,000	3	300,000	4	1,290,000	2	1,997,500	11	4.1	3,667,500	4.2
HALLMARK HOME MTG	0	0	0	0	0	0	0	0	0	0	0	0
HOOSIER HILLS CREDIT U	0	0	1	105,000	0	0	0	0	1	0.4	105,000	0.1
INDIANA UNIVERSITY CRE	11	264,990	30	2,553,075	11	3,242,000	0	0	52	19.5	6,060,065	6.9
JACKSON COUNTY BANK	0	0	1	140,000	2	652,175	2	1,101,473	5	1.9	1,893,648	2.2
JPMORGAN CHASE BANK	0	0	4	264,000	2	476,250	0	0	6	2.2	740,250	0.8
LOANDEPOTCOM	0	0	0	0	0	0	0	0	0	0	0	0
MORTGAGE MASTERS	0	0	0	0	0	0	0	0	0	0	0	0
NORTHWEST BANK	0	0	0	0	1	361,446	0	0	1	0.4	361,446	0.4
OLD NATIONAL BANK	0	0	1	145,000	3	923,700	2	1,404,724	6	2.2	2,473,424	2.8
OWEN COUNTY STATE BANK	0	0	2	332,000	0	0	0	0	2	0.7	332,000	0.4
PEOPLES STATE BANK	2	65,000	8	701,800	7	2,661,760	0	0	17	6.4	3,428,560	3.9
PRIMELENDING	0	0	0	0	0	0	0	0	0	0	0	0
REGIONS BANK	2	55,000	1	95,000	1	207,000	0	0	4	1.5	357,000	0.4
REGIONS MORTGAGE	0	0	0	0	0	0	0	0	0	0	0	0
ROCKET MORTGAGE	0	0	3	530,522	4	1,193,579	0	0	7	2.6	1,724,101	2
RUOFF MORTGAGE	1	10,640	5	813,848	17	5,405,919	0	0	23	8.6	6,230,407	7.1
UNION SAVINGS BANK	1	40,000	0	0	0	0	0	0	1	0.4	40,000	0
UNITED STATES OF AMERI	0	0	0	0	0	0	0	0	0	0	0	0
WELLS FARGO BANK	0	0	0	0	0	0	0	0	0	0	0	0
All Others	18	330,007	37	4,482,601	35	9,984,856	17	27,086,315	107	40.1	41,883,779	47.7
TOTALS	39	892,637	107	11,702,130	95	29,016,160	26	46,148,997	267	100	87,759,924	100

**Residential and commercial mortgages
filed in Monroe County during 2025.**

Dollars - Year-to-Date through August 2025

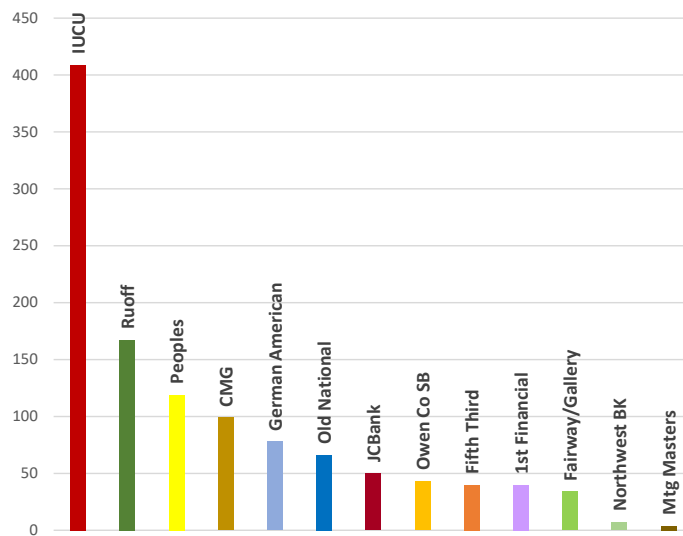


IUCU	\$70,686,998
German American	\$55,132,639
Ruoff	\$46,309,224
Peoples	\$30,830,547
CMG	\$27,416,800
1st Financial	\$25,203,553
Owen Co SB	\$15,668,556
Old National	\$15,113,091
JCBank	\$12,893,966
Fair Way/Gallery	\$8,672,924
Fifth Third	\$6,674,107
Northwest Bk	\$1,252,946
Mtg Masters	\$966,396

Note - Charts & tables do not include re-recordings or modifications.

Transactions - Year-to-Date through August 2025

IUCU	409
Ruoff	167
Peoples	119
CMG	99
German American	78
Old National	66
JCBank	50
Owen Co SB	43
Fifth Third	40
1st Financial	40
Fair Way/Gallery	34
Northwest Bk	7
Mtg Masters	4



All mortgages on Monroe County property, both residential and commercial,
filed with the Monroe County Recorder during 2025.

Lender	0 to \$49,999		\$50,000 to \$199,999		\$200,000-\$499,999		\$500,000 & up		Total		Total	
	Docs	Amount	Docs	Amount	Docs	Amount	Docs	Amount	Docs	%	Amount	%
BANK OF AMERICA	0	0	2	199,000	1	369,880	0	0	3	0.1	568,880	0
BAXTER CREDIT UNION	0	0	5	581,100	1	412,000	1	617,500	7	0.3	1,610,600	0.1
BEDFORD FSB	2	44,900	11	1,423,800	20	7,140,270	6	6,853,500	39	1.8	15,462,470	1.1
CMG HOME LOANS	3	80,180	25	3,643,017	66	20,174,053	5	3,519,550	99	4.5	27,416,800	2
CRANE CREDIT UNION	5	134,500	6	646,900	4	1,282,285	0	0	15	0.7	2,063,685	0.1
FAIR WAY LENDING	0	0	12	2,013,298	20	5,575,876	2	1,083,750	34	1.6	8,672,924	0.6
FARM CREDIT MID AMERIC	1	12,727	6	765,300	2	513,353	4	5,636,496	13	0.6	6,927,876	0.5
FARMERS AND MECHANICS	3	100,000	5	732,000	7	2,338,375	2	1,017,000	17	0.8	4,187,375	0.3
FIFTH THIRD BANK	1	48,000	30	2,903,325	7	2,249,182	2	1,473,600	40	1.8	6,674,107	0.5
FIRST FINANCIAL BANK	1	10,000	15	1,510,997	5	1,460,500	10	22,222,056	31	1.4	25,203,553	1.8
FREEDOM HOME MORTGAGE	0	0	9	1,525,373	12	3,137,264	1	557,875	22	1	5,220,512	0.4
GERMAN AMERICAN BANCOR	6	195,000	21	2,510,447	26	7,562,581	25	44,864,611	78	3.6	55,132,639	3.9
HALLMARK HOME MTG	0	0	0	0	1	290,600	1	1,001,855	2	0.1	1,292,455	0.1
HOOSIER HILLS CREDIT U	2	67,000	7	671,000	8	2,450,988	2	2,032,000	19	0.9	5,220,988	0.4
INDIANA UNIVERSITY CRE	99	2,888,928	185	18,633,423	105	31,210,727	20	17,953,920	409	18.7	70,686,998	5.1
JACKSON COUNTY BANK	1	39,000	18	2,209,605	28	8,793,888	3	1,851,473	50	2.3	12,893,966	0.9
JPMORGAN CHASE BANK	1	30,000	18	2,031,099	17	4,789,722	5	28,048,050	41	1.9	34,898,871	2.5
LOANDEPOTCOM	0	0	4	453,758	5	1,457,901	0	0	9	0.4	1,911,659	0.1
MORTGAGE MASTERS	0	0	1	135,000	3	831,396	0	0	4	0.2	966,396	0.1
NORTHWEST BANK	2	43,500	2	284,000	3	925,446	0	0	7	0.3	1,252,946	0.1
OLD NATIONAL BANK	6	160,589	33	3,566,353	20	5,787,341	7	5,598,808	66	3	15,113,091	1.1
OWEN COUNTY STATE BANK	4	80,000	13	1,566,100	16	5,361,489	10	8,660,967	43	2	15,668,556	1.1
PEOPLES STATE BANK	14	455,100	49	5,357,950	45	15,266,097	11	9,751,400	119	5.4	30,830,547	2.2
PRIMELENDING	0	0	0	0	1	308,000	0	0	1	0	308,000	0
REGIONS BANK	10	263,220	8	730,000	2	428,000	0	0	20	0.9	1,421,220	0.1
REGIONS MORTGAGE	0	0	2	331,946	3	1,054,178	0	0	5	0.2	1,386,124	0.1
ROCKET MORTGAGE	4	180,000	35	4,069,342	25	7,496,675	1	717,250	65	3	12,463,267	0.9
RUOFF MORTGAGE	4	43,225	36	5,824,706	120	36,368,491	7	4,072,802	167	7.6	46,309,224	3.3
UNION SAVINGS BANK	3	85,000	6	727,400	8	2,564,750	1	508,500	18	0.8	3,885,650	0.3
UNITED STATES OF AMERI	2	6,629	0	0	1	200,000	0	0	3	0.1	206,629	0
WELLS FARGO BANK	0	0	0	0	2	711,000	1	4,875,000	3	0.1	5,586,000	0.4
All Others	140	2,595,278	244	30,426,765	269	83,062,305	91	860,044,426	744	33.9	976,128,774	69.8
TOTALS	314	7,562,776	808	95,473,004	853	261,574,613	218	1,032,962,389	2193	100	1,397,572,782	100

All mortgages on Monroe County property, both residential and commercial,
filed with the Monroe County Recorder during the month of August 2025.

Lender	0 to \$75,000		\$75,001 to \$199,999		\$200,000-\$806,500		\$806,501 & up		Total		Total	
	Docs	Amount	Docs	Amount	Docs	Amount	Docs	Amount	Docs	%	Amount	%
BANK OF AMERICA	0	0	0	0	0	0	0	0	0	0	0	0
BAXTER CREDIT UNION	0	0	1	125,000	0	0	0	0	1	0.4	125,000	0.1
BEDFORD FSB	0	0	1	130,000	1	375,000	0	0	2	0.7	505,000	0.6
CMG HOME LOANS	2	110,000	2	350,750	4	1,320,774	0	0	8	3	1,781,524	2
CRANE CREDIT UNION	1	12,000	2	170,000	0	0	0	0	3	1.1	182,000	0.2
FAIR WAY LENDING	0	0	0	0	0	0	0	0	0	0	0	0
FARM CREDIT MID AMERIC	0	0	0	0	0	0	1	2,477,679	1	0.4	2,477,679	2.8
FARMERS AND MECHANICS	0	0	0	0	0	0	0	0	0	0	0	0
FIFTH THIRD BANK	2	124,600	0	0	2	700,700	0	0	4	1.5	825,300	0.9
FIRST FINANCIAL BANK	0	0	1	90,000	1	530,000	1	11,551,306	3	1.1	12,171,306	13.9
FREEDOM HOME MORTGAGE	0	0	1	173,934	1	221,001	0	0	2	0.7	394,935	0.5
GERMAN AMERICAN BANCOR	3	130,000	2	250,000	5	1,927,500	1	1,360,000	11	4.1	3,667,500	4.2
HALLMARK HOME MTG	0	0	0	0	0	0	0	0	0	0	0	0
HOOSIER HILLS CREDIT U	0	0	1	105,000	0	0	0	0	1	0.4	105,000	0.1
INDIANA UNIVERSITY CRE	26	1,117,730	15	1,700,335	11	3,242,000	0	0	52	19.5	6,060,065	6.9
JACKSON COUNTY BANK	0	0	1	140,000	4	1,753,648	0	0	5	1.9	1,893,648	2.2
JPMORGAN CHASE BANK	3	162,000	1	102,000	2	476,250	0	0	6	2.2	740,250	0.8
LOANDEPOTCOM	0	0	0	0	0	0	0	0	0	0	0	0
MORTGAGE MASTERS	0	0	0	0	0	0	0	0	0	0	0	0
NORTHWEST BANK	0	0	0	0	1	361,446	0	0	1	0.4	361,446	0.4
OLD NATIONAL BANK	0	0	1	145,000	5	2,328,424	0	0	6	2.2	2,473,424	2.8
OWEN COUNTY STATE BANK	0	0	2	332,000	0	0	0	0	2	0.7	332,000	0.4
PEOPLES STATE BANK	6	269,000	4	497,800	7	2,661,760	0	0	17	6.4	3,428,560	3.9
PRIMELENDING	0	0	0	0	0	0	0	0	0	0	0	0
REGIONS BANK	2	55,000	1	95,000	1	207,000	0	0	4	1.5	357,000	0.4
REGIONS MORTGAGE	0	0	0	0	0	0	0	0	0	0	0	0
ROCKET MORTGAGE	0	0	3	530,522	4	1,193,579	0	0	7	2.6	1,724,101	2
RUOFF MORTGAGE	1	10,640	5	813,848	17	5,405,919	0	0	23	8.6	6,230,407	7.1
UNION SAVINGS BANK	1	40,000	0	0	0	0	0	0	1	0.4	40,000	0
UNITED STATES OF AMERI	0	0	0	0	0	0	0	0	0	0	0	0
WELLS FARGO BANK	0	0	0	0	0	0	0	0	0	0	0	0
All Others	25	737,735	30	4,074,873	43	14,831,626	9	22,239,545	107	40.1	41,883,779	47.7
TOTALS	72	2,768,705	74	9,826,062	109	37,536,627	12	37,628,530	267	100	87,759,924	100

All mortgages on Monroe County property, both residential and commercial,
filed with the Monroe County Recorder during 2025.

Lender	0 to \$75,000		\$75,001 to \$199,999		\$200,000-\$806,500		\$806,501 & up		Total		Total	
	Docs	Amount	Docs	Amount	Docs	Amount	Docs	Amount	Docs	%	Amount	%
BANK OF AMERICA	1	50,000	1	149,000	1	369,880	0	0	3	0.1	568,880	0
BAXTER CREDIT UNION	1	50,000	4	531,100	2	1,029,500	0	0	7	0.3	1,610,600	0.1
BEDFORD FSB	4	179,900	9	1,288,800	24	10,043,770	2	3,950,000	39	1.8	15,462,470	1.1
CMG HOME LOANS	4	155,180	24	3,568,017	71	23,693,603	0	0	99	4.5	27,416,800	2
CRANE CREDIT UNION	7	274,500	4	506,900	4	1,282,285	0	0	15	0.7	2,063,685	0.1
FAIR WAY LENDING	0	0	12	2,013,298	22	6,659,626	0	0	34	1.6	8,672,924	0.6
FARM CREDIT MID AMERIC	2	84,977	5	693,050	3	1,231,209	3	4,918,640	13	0.6	6,927,876	0.5
FARMERS AND MECHANICS	3	100,000	5	732,000	9	3,355,375	0	0	17	0.8	4,187,375	0.3
FIFTH THIRD BANK	10	612,225	21	2,339,100	8	2,826,182	1	896,600	40	1.8	6,674,107	0.5
FIRST FINANCIAL BANK	7	382,000	9	1,138,997	10	4,431,250	5	19,251,306	31	1.4	25,203,553	1.8
FREEDOM HOME MORTGAGE	0	0	9	1,525,373	13	3,695,139	0	0	22	1	5,220,512	0.4
GERMAN AMERICAN BANCOR	11	501,000	16	2,204,447	41	16,439,881	10	35,987,311	78	3.6	55,132,639	3.9
HALLMARK HOME MTG	0	0	0	0	1	290,600	1	1,001,855	2	0.1	1,292,455	0.1
HOOSIER HILLS CREDIT U	5	237,000	4	501,000	8	2,450,988	2	2,032,000	19	0.9	5,220,988	0.4
INDIANA UNIVERSITY CRE	165	6,700,333	119	14,822,018	120	40,624,647	5	8,540,000	409	18.7	70,686,998	5.1
JACKSON COUNTY BANK	5	285,250	14	1,963,355	31	10,645,361	0	0	50	2.3	12,893,966	0.9
JPMORGAN CHASE BANK	7	354,000	12	1,707,099	19	5,961,722	3	26,876,050	41	1.9	34,898,871	2.5
LOANDEPOTCOM	2	110,250	2	343,508	5	1,457,901	0	0	9	0.4	1,911,659	0.1
MORTGAGE MASTERS	0	0	1	135,000	3	831,396	0	0	4	0.2	966,396	0.1
NORTHWEST BANK	2	43,500	2	284,000	3	925,446	0	0	7	0.3	1,252,946	0.1
OLD NATIONAL BANK	15	731,810	24	2,995,132	25	9,077,065	2	2,309,084	66	3	15,113,091	1.1
OWEN COUNTY STATE BANK	8	321,300	9	1,324,800	22	9,330,081	4	4,692,375	43	2	15,668,556	1.1
PEOPLES STATE BANK	27	1,191,300	36	4,621,750	52	19,471,497	4	5,546,000	119	5.4	30,830,547	2.2
PRIMELENDING	0	0	0	0	1	308,000	0	0	1	0	308,000	0
REGIONS BANK	13	438,220	5	555,000	2	428,000	0	0	20	0.9	1,421,220	0.1
REGIONS MORTGAGE	0	0	2	331,946	3	1,054,178	0	0	5	0.2	1,386,124	0.1
ROCKET MORTGAGE	13	732,400	26	3,516,942	26	8,213,925	0	0	65	3	12,463,267	0.9
RUOFF MORTGAGE	4	43,225	36	5,824,706	127	40,441,293	0	0	167	7.6	46,309,224	3.3
UNION SAVINGS BANK	4	160,000	5	652,400	9	3,073,250	0	0	18	0.8	3,885,650	0.3
UNITED STATES OF AMERI	2	6,629	0	0	1	200,000	0	0	3	0.1	206,629	0
WELLS FARGO BANK	0	0	0	0	2	711,000	1	4,875,000	3	0.1	5,586,000	0.4
All Others	199	6,184,240	185	26,837,803	311	108,671,247	49	834,435,484	744	33.9	976,128,774	69.8
TOTALS	521	19,929,239	601	83,106,541	979	339,225,297	92	955,311,705	2193	100	1,397,572,782	100