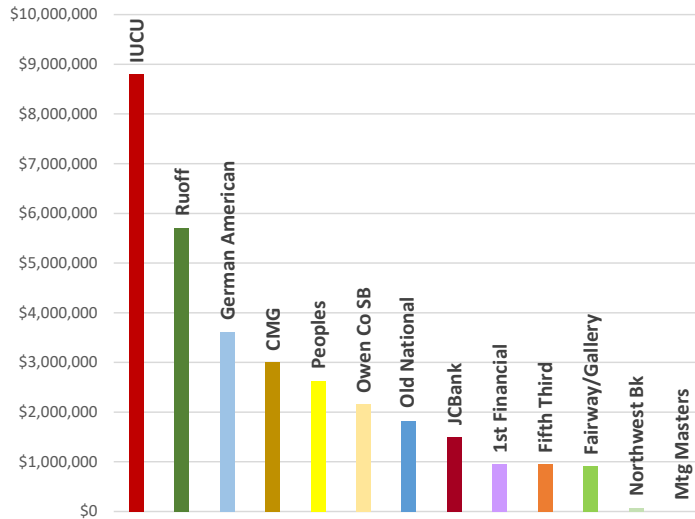


**Residential and commercial mortgages  
filed in Monroe County during September 2025.**

**Dollars - September 2025**

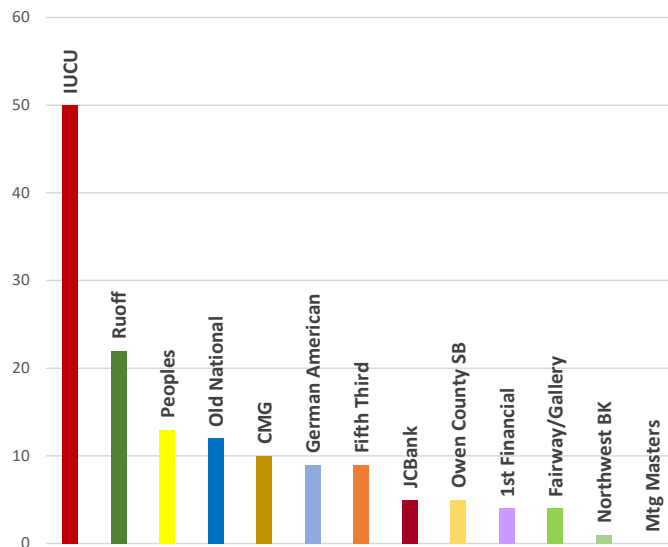


IUCU	\$8,801,456
Ruoff	\$5,711,943
German American	\$3,616,613
CMG	\$3,011,359
Peoples	\$2,629,975
Owen Co SB	\$2,158,251
Old National	\$1,819,279
JCBank	\$1,505,422
1st Financial	\$951,000
Fifth Third	\$947,494
Fair Way/Gallery	\$909,580
Northwest Bk	\$79,000
Mtg Masters	\$0

Note - Charts & tables do not include re-recordings or modifications.

**Transactions - September 2025**

IUCU	50
Ruoff	22
Peoples	13
Old National	12
CMG	10
German American	9
Fifth Third	9
JCBank	5
Owen Co SB	5
1st Financial	4
Fair Way/Gallery	4
Northwest Bk	1
Mtg Masters	0

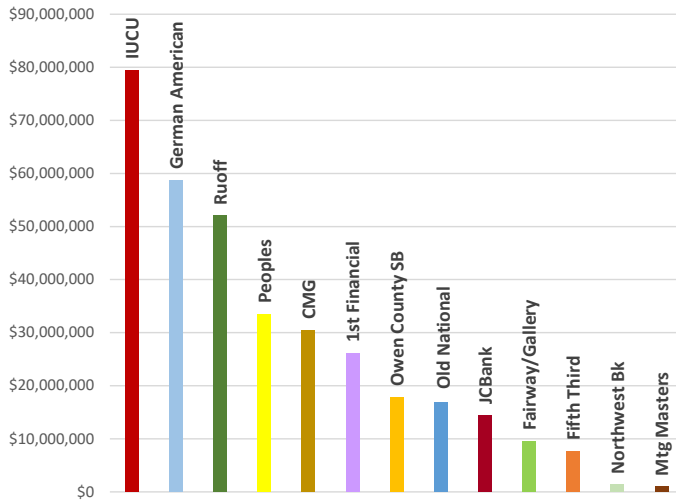


All mortgages on Monroe County property, both residential and commercial,  
filed with the Monroe County Recorder during the month of September 2025.

Lender	0 to \$49,999		\$50,000 to \$199,999		\$200,000-\$499,999		\$500,000 & up		Total		Total	
	Docs	Amount	Docs	Amount	Docs	Amount	Docs	Amount	Docs	%	Amount	%
BANK OF AMERICA	1	47,800	1	60,000	0	0	0	0	2	0.7	107,800	0.1
BAXTER CREDIT UNION	0	0	0	0	1	375,000	0	0	1	0.4	375,000	0.5
BEDFORD FSB	0	0	1	188,000	4	1,214,700	3	2,419,500	8	2.9	3,822,200	5.1
CMG HOME LOANS	0	0	2	283,269	8	2,728,090	0	0	10	3.6	3,011,359	4
CRANE CREDIT UNION	2	64,500	2	114,459	0	0	1	1,385,000	5	1.8	1,563,959	2.1
FAIR WAY LENDING	0	0	1	155,000	3	754,580	0	0	4	1.4	909,580	1.2
FARM CREDIT MID AMERIC	0	0	0	0	0	0	0	0	0	0	0	0
FARMERS AND MECHANICS	0	0	1	140,000	2	586,250	0	0	3	1.1	726,250	1
FIFTH THIRD BANK	1	45,000	7	608,494	1	294,000	0	0	9	3.2	947,494	1.3
FIRST FINANCIAL BANK	0	0	2	251,000	2	700,000	0	0	4	1.4	951,000	1.3
FREEDOM HOME MORTGAGE	0	0	1	173,050	2	643,636	0	0	3	1.1	816,686	1.1
GERMAN AMERICAN BANCOR	1	30,000	5	580,000	1	319,113	2	2,687,500	9	3.2	3,616,613	4.8
HALLMARK HOME MTG	0	0	0	0	0	0	0	0	0	0	0	0
HOOSIER HILLS CREDIT U	0	0	2	227,000	2	700,000	2	1,232,050	6	2.2	2,159,050	2.9
INDIANA UNIVERSITY CRE	7	181,650	26	2,644,450	13	3,561,356	4	2,414,000	50	17.9	8,801,456	11.7
JACKSON COUNTY BANK	0	0	2	234,000	2	750,000	1	521,422	5	1.8	1,505,422	2
JPMORGAN CHASE BANK	0	0	2	309,100	2	613,000	0	0	4	1.4	922,100	1.2
LOANDEPOTCOM	0	0	0	0	0	0	0	0	0	0	0	0
MORTGAGE MASTERS	0	0	0	0	0	0	0	0	0	0	0	0
NORTHWEST BANK	0	0	1	79,000	0	0	0	0	1	0.4	79,000	0.1
OLD NATIONAL BANK	2	56,000	7	773,900	3	989,379	0	0	12	4.3	1,819,279	2.4
OWEN COUNTY STATE BANK	0	0	2	285,251	1	220,000	2	1,653,000	5	1.8	2,158,251	2.9
PEOPLES STATE BANK	2	65,000	6	805,000	4	1,159,975	1	600,000	13	4.7	2,629,975	3.5
PRIMELENDING	0	0	1	146,400	0	0	0	0	1	0.4	146,400	0.2
REGIONS BANK	0	0	0	0	0	0	0	0	0	0	0	0
REGIONS MORTGAGE	0	0	1	176,000	0	0	0	0	1	0.4	176,000	0.2
ROCKET MORTGAGE	0	0	2	172,900	5	1,549,427	0	0	7	2.5	1,722,327	2.3
RUOFF MORTGAGE	0	0	7	1,105,818	14	4,046,325	1	559,800	22	7.9	5,711,943	7.6
UNION SAVINGS BANK	0	0	1	150,000	1	410,000	0	0	2	0.7	560,000	0.7
UNITED STATES OF AMERI	0	0	1	192,403	0	0	0	0	1	0.4	192,403	0.3
WELLS FARGO BANK	0	0	0	0	0	0	0	0	0	0	0	0
All Others	17	238,427	19	2,178,189	40	12,735,622	15	14,664,272	91	32.6	29,816,510	39.6
TOTALS	33	728,377	103	12,032,683	111	34,350,453	32	28,136,544	279	100	75,248,057	100

**Residential and commercial mortgages  
filed in Monroe County during 2025.**

**Dollars - Year-to-Date through September 2025**

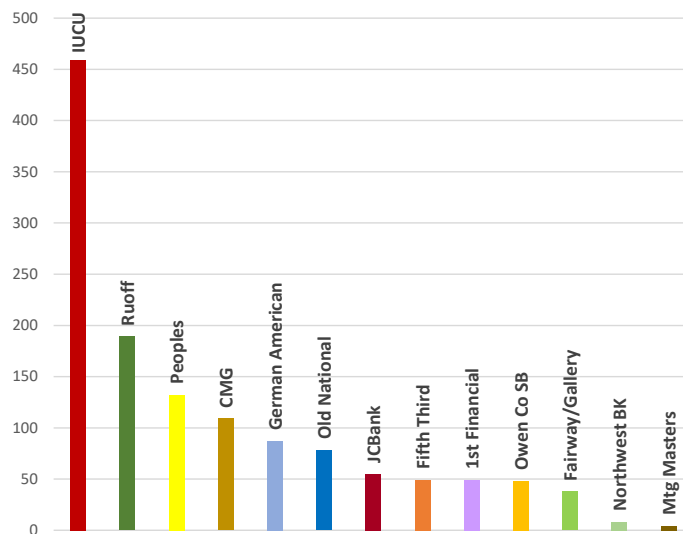


IUCU	\$79,488,454
German American	\$58,749,252
Ruoff	\$52,021,167
Peoples	\$33,460,522
CMG	\$30,428,159
1st Financial	\$26,154,553
Owen Co SB	\$17,826,807
Old National	\$16,932,370
JCBank	\$14,399,388
Fair Way/Gallery	\$9,582,504
Fifth Third	\$7,621,601
Northwest Bk	\$1,331,946
Mtg Masters	\$966,396

Note - Charts & tables do not include re-recordings or modifications.

**Transactions - Year-to-Date through September 2025**

IUCU	459
Ruoff	189
Peoples	132
CMG	109
German American	87
Old National	78
JCBank	55
Fifth Third	49
1st Financial	49
Owen Co SB	48
Fair Way/Gallery	38
Northwest Bk	8
Mtg Masters	4



All mortgages on Monroe County property, both residential and commercial,  
filed with the Monroe County Recorder during 2025.

Lender	0 to \$49,999		\$50,000 to \$199,999		\$200,000-\$499,999		\$500,000 & up		Total		Total	
	Docs	Amount	Docs	Amount	Docs	Amount	Docs	Amount	Docs	%	Amount	%
BANK OF AMERICA	1	47,800	3	259,000	1	369,880	0	0	5	0.2	676,680	0
BAXTER CREDIT UNION	0	0	5	581,100	2	787,000	1	617,500	8	0.3	1,985,600	0.1
BEDFORD FSB	2	44,900	12	1,611,800	24	8,354,970	9	9,273,000	47	1.9	19,284,670	1.3
CMG HOME LOANS	3	80,180	27	3,926,286	74	22,902,143	5	3,519,550	109	4.4	30,428,159	2.1
CRANE CREDIT UNION	7	199,000	8	761,359	4	1,282,285	1	1,385,000	20	0.8	3,627,644	0.2
FAIR WAY LENDING	0	0	13	2,168,298	23	6,330,456	2	1,083,750	38	1.5	9,582,504	0.7
FARM CREDIT MID AMERIC	1	12,727	6	765,300	2	513,353	4	5,636,496	13	0.5	6,927,876	0.5
FARMERS AND MECHANICS	3	100,000	6	872,000	9	2,924,625	2	1,017,000	20	0.8	4,913,625	0.3
FIFTH THIRD BANK	2	93,000	37	3,511,819	8	2,543,182	2	1,473,600	49	2	7,621,601	0.5
FIRST FINANCIAL BANK	1	10,000	17	1,761,997	7	2,160,500	10	22,222,056	35	1.4	26,154,553	1.8
FREEDOM HOME MORTGAGE	0	0	10	1,698,423	14	3,780,900	1	557,875	25	1	6,037,198	0.4
GERMAN AMERICAN BANCOR	7	225,000	26	3,090,447	27	7,881,694	27	47,552,111	87	3.5	58,749,252	4
HALLMARK HOME MTG	0	0	0	0	1	290,600	1	1,001,855	2	0.1	1,292,455	0.1
HOOSIER HILLS CREDIT U	2	67,000	9	898,000	10	3,150,988	4	3,264,050	25	1	7,380,038	0.5
INDIANA UNIVERSITY CRE	106	3,070,578	211	21,277,873	118	34,772,083	24	20,367,920	459	18.6	79,488,454	5.4
JACKSON COUNTY BANK	1	39,000	20	2,443,605	30	9,543,888	4	2,372,895	55	2.2	14,399,388	1
JPMORGAN CHASE BANK	1	30,000	20	2,340,199	19	5,402,722	5	28,048,050	45	1.8	35,820,971	2.4
LOANDEPOTCOM	0	0	4	453,758	5	1,457,901	0	0	9	0.4	1,911,659	0.1
MORTGAGE MASTERS	0	0	1	135,000	3	831,396	0	0	4	0.2	966,396	0.1
NORTHWEST BANK	2	43,500	3	363,000	3	925,446	0	0	8	0.3	1,331,946	0.1
OLD NATIONAL BANK	8	216,589	40	4,340,253	23	6,776,720	7	5,598,808	78	3.2	16,932,370	1.1
OWEN COUNTY STATE BANK	4	80,000	15	1,851,351	17	5,581,489	12	10,313,967	48	1.9	17,826,807	1.2
PEOPLES STATE BANK	16	520,100	55	6,162,950	49	16,426,072	12	10,351,400	132	5.3	33,460,522	2.3
PRIMELENDING	0	0	1	146,400	1	308,000	0	0	2	0.1	454,400	0
REGIONS BANK	10	263,220	8	730,000	2	428,000	0	0	20	0.8	1,421,220	0.1
REGIONS MORTGAGE	0	0	3	507,946	3	1,054,178	0	0	6	0.2	1,562,124	0.1
ROCKET MORTGAGE	4	180,000	37	4,242,242	30	9,046,102	1	717,250	72	2.9	14,185,594	1
RUOFF MORTGAGE	4	43,225	43	6,930,524	134	40,414,816	8	4,632,602	189	7.6	52,021,167	3.5
UNION SAVINGS BANK	3	85,000	7	877,400	9	2,974,750	1	508,500	20	0.8	4,445,650	0.3
UNITED STATES OF AMERI	2	6,629	1	192,403	1	200,000	0	0	4	0.2	399,032	0
WELLS FARGO BANK	0	0	0	0	2	711,000	1	4,875,000	3	0.1	5,586,000	0.4
All Others	157	2,833,705	263	32,604,954	309	95,797,927	106	874,708,698	835	33.8	1,005,945,284	68.3
TOTALS	347	8,291,153	911	107,505,687	964	295,925,066	250	1,061,098,933	2472	100	1,472,820,839	100

All mortgages on Monroe County property, both residential and commercial,  
filed with the Monroe County Recorder during the month of September 2025.

Lender	0 to \$75,000		\$75,001 to \$199,999		\$200,000-\$806,500		\$806,501 & up		Total		Total	
	Docs	Amount	Docs	Amount	Docs	Amount	Docs	Amount	Docs	%	Amount	%
BANK OF AMERICA	2	107,800	0	0	0	0	0	0	2	0.7	107,800	0.1
BAXTER CREDIT UNION	0	0	0	0	1	375,000	0	0	1	0.4	375,000	0.5
BEDFORD FSB	0	0	1	188,000	7	3,634,200	0	0	8	2.9	3,822,200	5.1
CMG HOME LOANS	0	0	2	283,269	8	2,728,090	0	0	10	3.6	3,011,359	4
CRANE CREDIT UNION	4	178,959	0	0	0	0	1	1,385,000	5	1.8	1,563,959	2.1
FAIR WAY LENDING	0	0	1	155,000	3	754,580	0	0	4	1.4	909,580	1.2
FARM CREDIT MID AMERIC	0	0	0	0	0	0	0	0	0	0	0	0
FARMERS AND MECHANICS	0	0	1	140,000	2	586,250	0	0	3	1.1	726,250	1
FIFTH THIRD BANK	4	258,494	4	395,000	1	294,000	0	0	9	3.2	947,494	1.3
FIRST FINANCIAL BANK	1	75,000	1	176,000	2	700,000	0	0	4	1.4	951,000	1.3
FREEDOM HOME MORTGAGE	0	0	1	173,050	2	643,636	0	0	3	1.1	816,686	1.1
GERMAN AMERICAN BANCOR	1	30,000	5	580,000	1	319,113	2	2,687,500	9	3.2	3,616,613	4.8
HALLMARK HOME MTG	0	0	0	0	0	0	0	0	0	0	0	0
HOOSIER HILLS CREDIT U	0	0	2	227,000	4	1,932,050	0	0	6	2.2	2,159,050	2.9
INDIANA UNIVERSITY CRE	19	948,150	14	1,877,950	17	5,975,356	0	0	50	17.9	8,801,456	11.7
JACKSON COUNTY BANK	0	0	2	234,000	3	1,271,422	0	0	5	1.8	1,505,422	2
JPMORGAN CHASE BANK	0	0	2	309,100	2	613,000	0	0	4	1.4	922,100	1.2
LOANDEPOTCOM	0	0	0	0	0	0	0	0	0	0	0	0
MORTGAGE MASTERS	0	0	0	0	0	0	0	0	0	0	0	0
NORTHWEST BANK	0	0	1	79,000	0	0	0	0	1	0.4	79,000	0.1
OLD NATIONAL BANK	4	171,900	5	658,000	3	989,379	0	0	12	4.3	1,819,279	2.4
OWEN COUNTY STATE BANK	0	0	2	285,251	2	873,000	1	1,000,000	5	1.8	2,158,251	2.9
PEOPLES STATE BANK	2	65,000	6	805,000	5	1,759,975	0	0	13	4.7	2,629,975	3.5
PRIMELENDING	0	0	1	146,400	0	0	0	0	1	0.4	146,400	0.2
REGIONS BANK	0	0	0	0	0	0	0	0	0	0	0	0
REGIONS MORTGAGE	0	0	1	176,000	0	0	0	0	1	0.4	176,000	0.2
ROCKET MORTGAGE	1	68,600	1	104,300	5	1,549,427	0	0	7	2.5	1,722,327	2.3
RUOFF MORTGAGE	0	0	7	1,105,818	15	4,606,125	0	0	22	7.9	5,711,943	7.6
UNION SAVINGS BANK	0	0	1	150,000	1	410,000	0	0	2	0.7	560,000	0.7
UNITED STATES OF AMERI	0	0	1	192,403	0	0	0	0	1	0.4	192,403	0.3
WELLS FARGO BANK	0	0	0	0	0	0	0	0	0	0	0	0
All Others	24	648,490	12	1,768,126	49	18,174,894	6	9,225,000	91	32.6	29,816,510	39.6
TOTALS	62	2,552,393	74	10,208,667	133	48,189,497	10	14,297,500	279	100	75,248,057	100

All mortgages on Monroe County property, both residential and commercial,  
filed with the Monroe County Recorder during 2025.

Lender	0 to \$75,000		\$75,001 to \$199,999		\$200,000-\$806,500		\$806,501 & up		Total		Total	
	Docs	Amount	Docs	Amount	Docs	Amount	Docs	Amount	Docs	%	Amount	%
BANK OF AMERICA	3	157,800	1	149,000	1	369,880	0	0	5	0.2	676,680	0
BAXTER CREDIT UNION	1	50,000	4	531,100	3	1,404,500	0	0	8	0.3	1,985,600	0.1
BEDFORD FSB	4	179,900	10	1,476,800	31	13,677,970	2	3,950,000	47	1.9	19,284,670	1.3
CMG HOME LOANS	4	155,180	26	3,851,286	79	26,421,693	0	0	109	4.4	30,428,159	2.1
CRANE CREDIT UNION	11	453,459	4	506,900	4	1,282,285	1	1,385,000	20	0.8	3,627,644	0.2
FAIR WAY LENDING	0	0	13	2,168,298	25	7,414,206	0	0	38	1.5	9,582,504	0.7
FARM CREDIT MID AMERIC	2	84,977	5	693,050	3	1,231,209	3	4,918,640	13	0.5	6,927,876	0.5
FARMERS AND MECHANICS	3	100,000	6	872,000	11	3,941,625	0	0	20	0.8	4,913,625	0.3
FIFTH THIRD BANK	14	870,719	25	2,734,100	9	3,120,182	1	896,600	49	2	7,621,601	0.5
FIRST FINANCIAL BANK	8	457,000	10	1,314,997	12	5,131,250	5	19,251,306	35	1.4	26,154,553	1.8
FREEDOM HOME MORTGAGE	0	0	10	1,698,423	15	4,338,775	0	0	25	1	6,037,198	0.4
GERMAN AMERICAN BANCOR	12	531,000	21	2,784,447	42	16,758,994	12	38,674,811	87	3.5	58,749,252	4
HALLMARK HOME MTG	0	0	0	0	1	290,600	1	1,001,855	2	0.1	1,292,455	0.1
HOOSIER HILLS CREDIT U	5	237,000	6	728,000	12	4,383,038	2	2,032,000	25	1	7,380,038	0.5
INDIANA UNIVERSITY CRE	184	7,648,483	133	16,699,968	137	46,600,003	5	8,540,000	459	18.6	79,488,454	5.4
JACKSON COUNTY BANK	5	285,250	16	2,197,355	34	11,916,783	0	0	55	2.2	14,399,388	1
JPMORGAN CHASE BANK	7	354,000	14	2,016,199	21	6,574,722	3	26,876,050	45	1.8	35,820,971	2.4
LOANDEPOTCOM	2	110,250	2	343,508	5	1,457,901	0	0	9	0.4	1,911,659	0.1
MORTGAGE MASTERS	0	0	1	135,000	3	831,396	0	0	4	0.2	966,396	0.1
NORTHWEST BANK	2	43,500	3	363,000	3	925,446	0	0	8	0.3	1,331,946	0.1
OLD NATIONAL BANK	19	903,710	29	3,653,132	28	10,066,444	2	2,309,084	78	3.2	16,932,370	1.1
OWEN COUNTY STATE BANK	8	321,300	11	1,610,051	24	10,203,081	5	5,692,375	48	1.9	17,826,807	1.2
PEOPLES STATE BANK	29	1,256,300	42	5,426,750	57	21,231,472	4	5,546,000	132	5.3	33,460,522	2.3
PRIMELENDING	0	0	1	146,400	1	308,000	0	0	2	0.1	454,400	0
REGIONS BANK	13	438,220	5	555,000	2	428,000	0	0	20	0.8	1,421,220	0.1
REGIONS MORTGAGE	0	0	3	507,946	3	1,054,178	0	0	6	0.2	1,562,124	0.1
ROCKET MORTGAGE	14	801,000	27	3,621,242	31	9,763,352	0	0	72	2.9	14,185,594	1
RUOFF MORTGAGE	4	43,225	43	6,930,524	142	45,047,418	0	0	189	7.6	52,021,167	3.5
UNION SAVINGS BANK	4	160,000	6	802,400	10	3,483,250	0	0	20	0.8	4,445,650	0.3
UNITED STATES OF AMERI	2	6,629	1	192,403	1	200,000	0	0	4	0.2	399,032	0
WELLS FARGO BANK	0	0	0	0	2	711,000	1	4,875,000	3	0.1	5,586,000	0.4
All Others	223	6,832,730	197	28,605,929	360	126,846,141	55	843,660,484	835	33.8	1,005,945,284	68.3
TOTALS	583	22,481,632	675	93,315,208	1112	387,414,794	102	969,609,205	2472	100	1,472,820,839	100