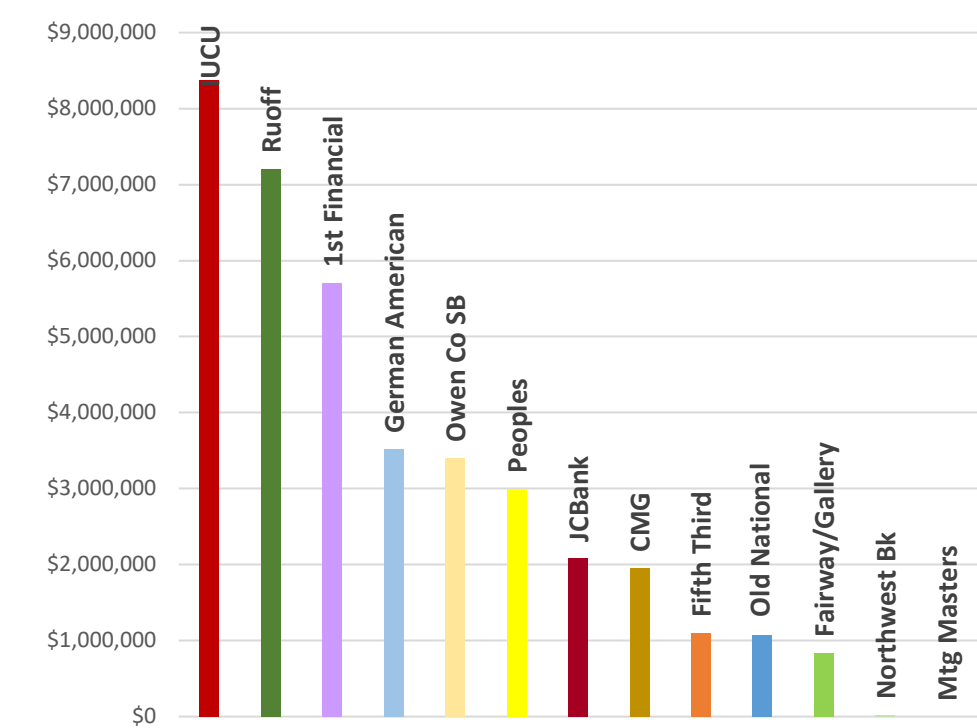


Residential and commercial mortgages
filed in Monroe County during November 2025.

Dollars - November 2025

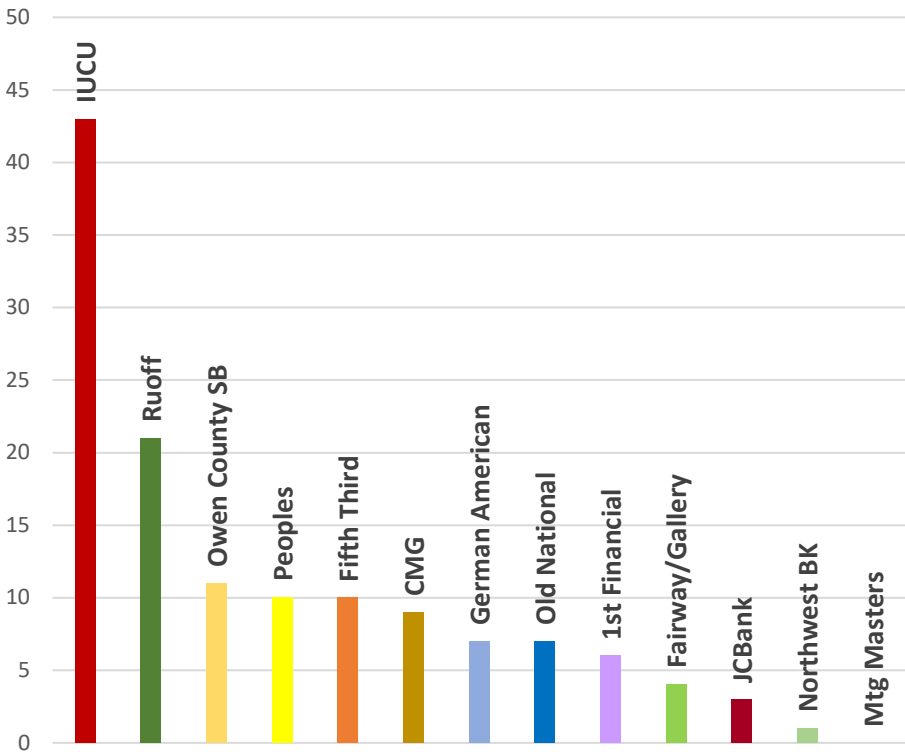


IUCU	\$8,369,187
Ruoff	\$7,201,485
1st Financial	\$5,708,600
German American	\$3,521,000
Owen Co SB	\$3,407,540
Peoples	\$2,992,070
JCBank	\$2,091,050
CMG	\$1,958,605
Fifth Third	\$1,099,800
Old National	\$1,075,000
Fair Way/Gallery	\$836,790
Northwest Bk	\$25,000
Mtg Masters	\$0

Note - Charts & tables do not include re-recordings or modifications.

Transactions - November 2025

IUCU	43
Ruoff	21
Owen Co SB	11
Peoples	10
Fifth Third	10
CMG	9
German American	7
Old National	7
1st Financial	6
Fair Way/Gallery	4
JCBank	3
Northwest Bk	1
Mtg Masters	0

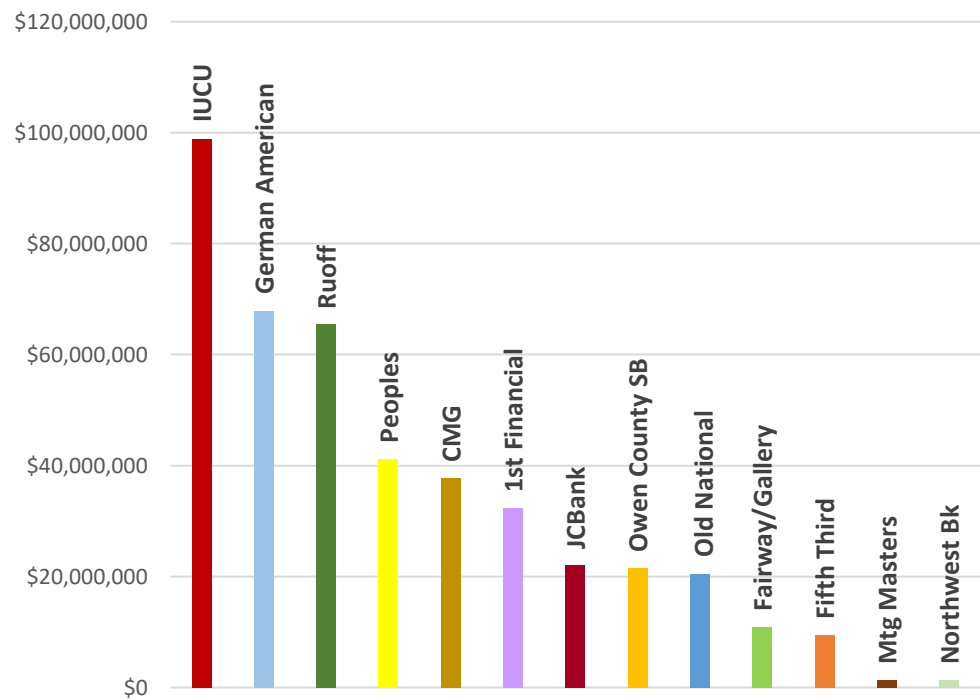


All mortgages on Monroe County property, both residential and commercial,
filed with the Monroe County Recorder during the month of November 2025.

Lender	0 to \$49,999		\$50,000 to \$199,999		\$200,000-\$499,999		\$500,000 & up		Total		Total	
	Docs	Amount	Docs	Amount	Docs	Amount	Docs	Amount	Docs	%	Amount	%
BANK OF AMERICA	0	0	0	0	0	0	0	0	0	0	0	0
BAXTER CREDIT UNION	0	0	0	0	1	325,000	0	0	1	0.4	325,000	0.2
BEDFORD FSB	0	0	0	0	0	0	1	630,000	1	0.4	630,000	0.5
CMG HOME LOANS	1	48,915	3	276,000	5	1,633,690	0	0	9	3.6	1,958,605	1.5
CRANE CREDIT UNION	0	0	2	167,058	0	0	0	0	2	0.8	167,058	0.1
FAIR WAY LENDING	0	0	2	289,590	2	547,200	0	0	4	1.6	836,790	0.6
FARM CREDIT MID AMERIC	0	0	1	106,250	1	200,000	0	0	2	0.8	306,250	0.2
FARMERS AND MECHANICS	0	0	0	0	1	264,900	0	0	1	0.4	264,900	0.2
FIFTH THIRD BANK	1	25,000	8	813,800	1	261,000	0	0	10	4	1,099,800	0.8
FIRST FINANCIAL BANK	0	0	0	0	4	1,185,000	2	4,523,600	6	2.4	5,708,600	4.2
FREEDOM HOME MORTGAGE	0	0	1	118,721	3	825,343	0	0	4	1.6	944,064	0.7
GERMAN AMERICAN BANCOR	0	0	2	160,000	1	411,000	4	2,950,000	7	2.8	3,521,000	2.6
HALLMARK HOME MTG	0	0	0	0	0	0	0	0	0	0	0	0
HOOSIER HILLS CREDIT U	1	24,800	2	263,400	0	0	0	0	3	1.2	288,200	0.2
INDIANA UNIVERSITY CRE	9	252,700	18	1,926,500	12	3,343,487	4	2,846,500	43	17.1	8,369,187	6.2
JACKSON COUNTY BANK	1	47,600	0	0	1	311,450	1	1,732,000	3	1.2	2,091,050	1.6
JPMORGAN CHASE BANK	0	0	1	191,250	1	326,400	1	736,250	3	1.2	1,253,900	0.9
LOANDEPOTCOM	0	0	0	0	1	260,480	1	635,000	2	0.8	895,480	0.7
MORTGAGE MASTERS	0	0	0	0	0	0	0	0	0	0	0	0
NORTHWEST BANK	1	25,000	0	0	0	0	0	0	1	0.4	25,000	0
OLD NATIONAL BANK	0	0	5	625,000	2	450,000	0	0	7	2.8	1,075,000	0.8
OWEN COUNTY STATE BANK	0	0	4	499,500	6	1,708,040	1	1,200,000	11	4.4	3,407,540	2.5
PEOPLES STATE BANK	1	20,000	2	314,000	6	2,108,070	1	550,000	10	4	2,992,070	2.2
PRIMELENDING	0	0	0	0	0	0	0	0	0	0	0	0
REGIONS BANK	0	0	0	0	0	0	0	0	0	0	0	0
REGIONS MORTGAGE	0	0	0	0	0	0	0	0	0	0	0	0
ROCKET MORTGAGE	0	0	6	596,901	5	1,362,144	2	1,627,825	13	5.2	3,586,870	2.7
RUOFF MORTGAGE	1	12,495	4	607,950	12	3,827,665	4	2,753,375	21	8.3	7,201,485	5.3
UNION SAVINGS BANK	0	0	0	0	0	0	0	0	0	0	0	0
UNITED STATES OF AMERI	0	0	0	0	0	0	0	0	0	0	0	0
WELLS FARGO BANK	0	0	1	56,400	0	0	0	0	1	0.4	56,400	0
All Others	13	298,032	28	3,395,933	38	11,609,722	8	72,554,399	87	34.5	87,858,086	65.1
TOTALS	29	754,542	90	10,408,253	103	30,960,591	30	92,738,949	252	100	134,862,335	100

Residential and commercial mortgages
filed in Monroe County during 2025.

Dollars - Year-to-Date through November 2025

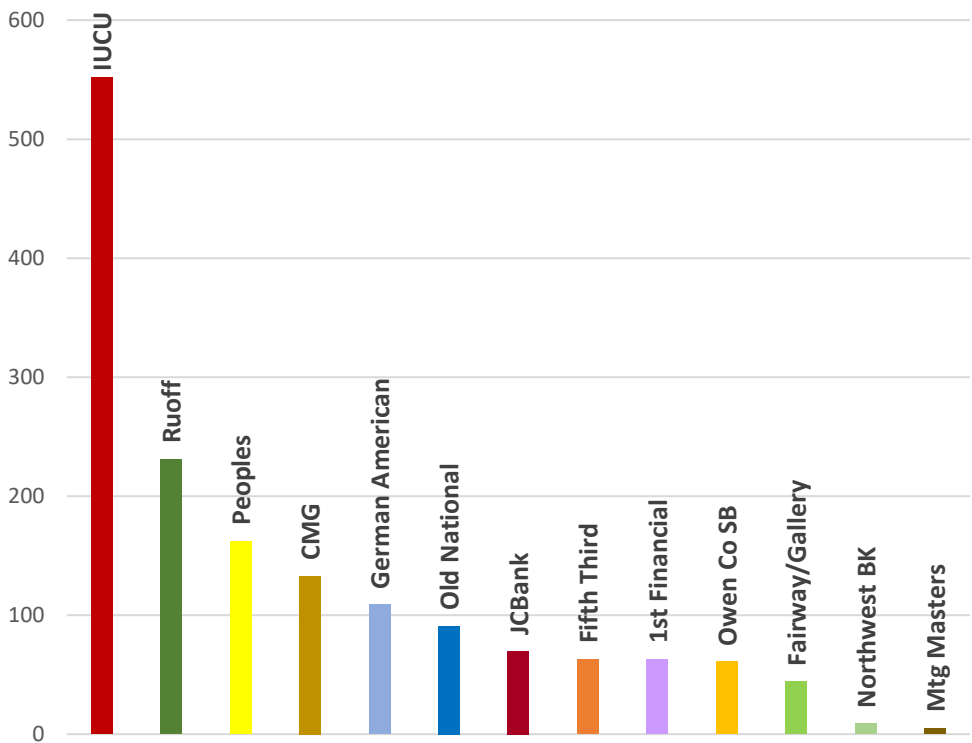


IUCU	\$98,942,552
German American	\$67,942,252
Ruoff	\$65,433,604
Peoples	\$41,220,466
CMG	\$37,783,118
1st Financial	\$32,383,153
JCBank	\$22,152,960
Owen Co SB	\$21,588,347
Old National	\$20,543,570
Fair Way/Gallery	\$10,917,717
Fifth Third	\$9,507,901
Mtg Masters	\$1,370,146
Northwest Bk	\$1,356,946

Note - Charts & tables do not include re-recordings or modifications.

Transactions - Year-to-Date through October 2025

IUCU	552
Ruoff	231
Peoples	162
CMG	133
German American	109
Old National	91
JCBank	70
Fifth Third	63
1st Financial	63
Owen Co SB	61
Fair Way/Gallery	44
Northwest Bk	9
Mtg Masters	5



All mortgages on Monroe County property, both residential and commercial,
filed with the Monroe County Recorder during 2025.

Lender	0 to \$49,999		\$50,000 to \$199,999		\$200,000-\$499,999		\$500,000 & up		Total		Total	
	Docs	Amount	Docs	Amount	Docs	Amount	Docs	Amount	Docs	%	Amount	%
BANK OF AMERICA	2	78,900	4	359,000	1	369,880	1	719,200	8	0.3	1,526,980	0.1
BAXTER CREDIT UNION	0	0	5	581,100	3	1,112,000	1	617,500	9	0.3	2,310,600	0.1
BEDFORD FSB	2	44,900	13	1,711,800	27	9,187,970	10	9,903,000	52	1.7	20,847,670	1.2
CMG HOME LOANS	4	129,095	32	4,489,973	89	27,625,300	8	5,538,750	133	4.4	37,783,118	2.2
CRANE CREDIT UNION	7	199,000	10	928,417	5	1,503,085	1	1,385,000	23	0.8	4,015,502	0.2
FAIR WAY LENDING	0	0	16	2,605,171	26	7,228,796	2	1,083,750	44	1.5	10,917,717	0.6
FARM CREDIT MID AMERIC	1	12,727	8	1,046,869	3	713,353	5	6,605,728	17	0.6	8,378,677	0.5
FARMERS AND MECHANICS	3	100,000	7	1,012,000	11	3,389,525	2	1,017,000	23	0.8	5,518,525	0.3
FIFTH THIRD BANK	3	118,000	48	4,692,119	10	3,224,182	2	1,473,600	63	2.1	9,507,901	0.6
FIRST FINANCIAL BANK	1	10,000	18	1,817,997	12	3,809,500	12	26,745,656	43	1.4	32,383,153	1.9
FREEDOM HOME MORTGAGE	0	0	12	1,947,344	19	5,167,454	1	557,875	32	1.1	7,672,673	0.4
GERMAN AMERICAN BANCOR	8	235,000	32	3,755,447	32	9,399,694	37	54,552,111	109	3.6	67,942,252	4
HALLMARK HOME MTG	0	0	0	0	1	290,600	1	1,001,855	2	0.1	1,292,455	0.1
HOOSIER HILLS CREDIT U	4	132,800	13	1,488,650	11	3,480,988	5	3,963,050	33	1.1	9,065,488	0.5
INDIANA UNIVERSITY CRE	125	3,617,328	244	24,752,564	152	44,867,240	31	25,705,420	552	18.3	98,942,552	5.8
JACKSON COUNTY BANK	2	86,600	25	2,858,327	36	11,407,138	7	7,800,895	70	2.3	22,152,960	1.3
JPMORGAN CHASE BANK	1	30,000	24	2,851,049	23	6,692,544	6	28,784,300	54	1.8	38,357,893	2.2
LOANDEPOTCOM	0	0	4	453,758	7	2,190,881	1	635,000	12	0.4	3,279,639	0.2
MORTGAGE MASTERS	0	0	1	135,000	4	1,235,146	0	0	5	0.2	1,370,146	0.1
NORTHWEST BANK	3	68,500	3	363,000	3	925,446	0	0	9	0.3	1,356,946	0.1
OLD NATIONAL BANK	8	216,589	48	5,483,853	26	7,644,320	9	7,198,808	91	3	20,543,570	1.2
OWEN COUNTY STATE BANK	4	80,000	20	2,400,851	24	7,593,529	13	11,513,967	61	2	21,588,347	1.3
PEOPLES STATE BANK	21	687,300	62	6,990,250	64	21,431,516	15	12,111,400	162	5.4	41,220,466	2.4
PRIMELENDING	0	0	1	146,400	1	308,000	0	0	2	0.1	454,400	0
REGIONS BANK	11	292,620	9	909,300	2	428,000	0	0	22	0.7	1,629,920	0.1
REGIONS MORTGAGE	0	0	3	507,946	4	1,276,678	0	0	7	0.2	1,784,624	0.1
ROCKET MORTGAGE	4	180,000	49	5,657,447	42	12,242,251	3	2,345,075	98	3.3	20,424,773	1.2
RUOFF MORTGAGE	5	55,720	50	7,973,350	163	49,508,557	13	7,895,977	231	7.7	65,433,604	3.8
UNION SAVINGS BANK	3	85,000	7	877,400	9	2,974,750	1	508,500	20	0.7	4,445,650	0.3
UNITED STATES OF AMERI	2	6,629	1	192,403	3	785,000	0	0	6	0.2	984,032	0.1
WELLS FARGO BANK	0	0	1	56,400	3	996,000	1	4,875,000	5	0.2	5,927,400	0.3
All Others	177	3,315,797	314	38,599,823	395	122,301,639	126	975,580,597	1012	33.6	1,139,797,856	66.7
TOTALS	401	9,782,505	1084	127,645,008	1211	371,310,962	314	1,200,119,014	3010	100	1,708,857,489	100

All mortgages on Monroe County property, both residential and commercial,
filed with the Monroe County Recorder during the month of November 2025.

Lender	0 to \$75,000		\$75,001 to \$199,999		\$200,000-\$806,500		\$806,501 & up		Total		Total	
	Docs	Amount	Docs	Amount	Docs	Amount	Docs	Amount	Docs	%	Amount	%
BANK OF AMERICA	0	0	0	0	0	0	0	0	0	0	0	0
BAXTER CREDIT UNION	0	0	0	0	1	325,000	0	0	1	0.4	325,000	0.2
BEDFORD FSB	0	0	0	0	1	630,000	0	0	1	0.4	630,000	0.5
CMG HOME LOANS	2	98,915	2	226,000	5	1,633,690	0	0	9	3.6	1,958,605	1.5
CRANE CREDIT UNION	1	62,000	1	105,058	0	0	0	0	2	0.8	167,058	0.1
FAIR WAY LENDING	0	0	2	289,590	2	547,200	0	0	4	1.6	836,790	0.6
FARM CREDIT MID AMERIC	0	0	1	106,250	1	200,000	0	0	2	0.8	306,250	0.2
FARMERS AND MECHANICS	0	0	0	0	1	264,900	0	0	1	0.4	264,900	0.2
FIFTH THIRD BANK	2	85,000	7	753,800	1	261,000	0	0	10	4	1,099,800	0.8
FIRST FINANCIAL BANK	0	0	0	0	4	1,185,000	2	4,523,600	6	2.4	5,708,600	4.2
FREEDOM HOME MORTGAGE	0	0	1	118,721	3	825,343	0	0	4	1.6	944,064	0.7
GERMAN AMERICAN BANCOR	0	0	2	160,000	3	1,411,000	2	1,950,000	7	2.8	3,521,000	2.6
HALLMARK HOME MTG	0	0	0	0	0	0	0	0	0	0	0	0
HOOSIER HILLS CREDIT U	1	24,800	2	263,400	0	0	0	0	3	1.2	288,200	0.2
INDIANA UNIVERSITY CRE	17	746,700	10	1,432,500	15	5,274,987	1	915,000	43	17.1	8,369,187	6.2
JACKSON COUNTY BANK	1	47,600	0	0	1	311,450	1	1,732,000	3	1.2	2,091,050	1.6
JPMORGAN CHASE BANK	0	0	1	191,250	2	1,062,650	0	0	3	1.2	1,253,900	0.9
LOANDEPOTCOM	0	0	0	0	2	895,480	0	0	2	0.8	895,480	0.7
MORTGAGE MASTERS	0	0	0	0	0	0	0	0	0	0	0	0
NORTHWEST BANK	1	25,000	0	0	0	0	0	0	1	0.4	25,000	0
OLD NATIONAL BANK	1	75,000	4	550,000	2	450,000	0	0	7	2.8	1,075,000	0.8
OWEN COUNTY STATE BANK	0	0	4	499,500	6	1,708,040	1	1,200,000	11	4.4	3,407,540	2.5
PEOPLES STATE BANK	1	20,000	2	314,000	7	2,658,070	0	0	10	4	2,992,070	2.2
PRIMELENDING	0	0	0	0	0	0	0	0	0	0	0	0
REGIONS BANK	0	0	0	0	0	0	0	0	0	0	0	0
REGIONS MORTGAGE	0	0	0	0	0	0	0	0	0	0	0	0
ROCKET MORTGAGE	2	100,510	4	496,391	6	2,089,969	1	900,000	13	5.2	3,586,870	2.7
RUOFF MORTGAGE	1	12,495	4	607,950	16	6,581,040	0	0	21	8.3	7,201,485	5.3
UNION SAVINGS BANK	0	0	0	0	0	0	0	0	0	0	0	0
UNITED STATES OF AMERI	0	0	0	0	0	0	0	0	0	0	0	0
WELLS FARGO BANK	1	56,400	0	0	0	0	0	0	1	0.4	56,400	0
All Others	20	664,627	21	3,029,338	41	13,602,864	5	70,561,257	87	34.5	87,858,086	65.1
TOTALS	51	2,019,047	68	9,143,748	120	41,917,683	13	81,781,857	252	100	134,862,335	100

All mortgages on Monroe County property, both residential and commercial,
filed with the Monroe County Recorder during 2025.

Lender	0 to \$75,000		\$75,001 to \$199,999		\$200,000-\$806,500		\$806,501 & up		Total		Total	
	Docs	Amount	Docs	Amount	Docs	Amount	Docs	Amount	Docs	%	Amount	%
BANK OF AMERICA	4	188,900	2	249,000	2	1,089,080	0	0	8	0.3	1,526,980	0.1
BAXTER CREDIT UNION	1	50,000	4	531,100	4	1,729,500	0	0	9	0.3	2,310,600	0.1
BEDFORD FSB	4	179,900	11	1,576,800	35	15,140,970	2	3,950,000	52	1.7	20,847,670	1.2
CMG HOME LOANS	6	254,095	30	4,364,973	97	33,164,050	0	0	133	4.4	37,783,118	2.2
CRANE CREDIT UNION	12	515,459	5	611,958	5	1,503,085	1	1,385,000	23	0.8	4,015,502	0.2
FAIR WAY LENDING	0	0	16	2,605,171	28	8,312,546	0	0	44	1.5	10,917,717	0.6
FARM CREDIT MID AMERIC	2	84,977	7	974,619	4	1,431,209	4	5,887,872	17	0.6	8,378,677	0.5
FARMERS AND MECHANICS	3	100,000	7	1,012,000	13	4,406,525	0	0	23	0.8	5,518,525	0.3
FIFTH THIRD BANK	17	1,010,719	34	3,799,400	11	3,801,182	1	896,600	63	2.1	9,507,901	0.6
FIRST FINANCIAL BANK	9	513,000	10	1,314,997	17	6,780,250	7	23,774,906	43	1.4	32,383,153	1.9
FREEDOM HOME MORTGAGE	0	0	12	1,947,344	20	5,725,329	0	0	32	1.1	7,672,673	0.4
GERMAN AMERICAN BANCOR	14	616,000	26	3,374,447	55	23,326,994	14	40,624,811	109	3.6	67,942,252	4
HALLMARK HOME MTG	0	0	0	0	1	290,600	1	1,001,855	2	0.1	1,292,455	0.1
HOOSIER HILLS CREDIT U	7	302,800	10	1,318,650	14	5,412,038	2	2,032,000	33	1.1	9,065,488	0.5
INDIANA UNIVERSITY CRE	213	8,824,233	156	19,545,659	176	59,836,660	7	10,736,000	552	18.3	98,942,552	5.8
JACKSON COUNTY BANK	6	332,850	21	2,612,077	40	13,780,033	3	5,428,000	70	2.3	22,152,960	1.3
JPMORGAN CHASE BANK	8	404,000	17	2,477,049	26	8,600,794	3	26,876,050	54	1.8	38,357,893	2.2
LOANDEPOTCOM	2	110,250	2	343,508	8	2,825,881	0	0	12	0.4	3,279,639	0.2
MORTGAGE MASTERS	0	0	1	135,000	4	1,235,146	0	0	5	0.2	1,370,146	0.1
NORTHWEST BANK	3	68,500	3	363,000	3	925,446	0	0	9	0.3	1,356,946	0.1
OLD NATIONAL BANK	20	978,710	36	4,721,732	32	11,434,044	3	3,409,084	91	3	20,543,570	1.2
OWEN COUNTY STATE BANK	9	371,300	15	2,109,551	31	12,215,121	6	6,892,375	61	2	21,588,347	1.3
PEOPLES STATE BANK	36	1,536,800	47	6,140,750	75	27,996,916	4	5,546,000	162	5.4	41,220,466	2.4
PRIMELENDING	0	0	1	146,400	1	308,000	0	0	2	0.1	454,400	0
REGIONS BANK	14	467,620	6	734,300	2	428,000	0	0	22	0.7	1,629,920	0.1
REGIONS MORTGAGE	0	0	3	507,946	4	1,276,678	0	0	7	0.2	1,784,624	0.1
ROCKET MORTGAGE	17	976,510	36	4,860,937	44	13,687,326	1	900,000	98	3.3	20,424,773	1.2
RUOFF MORTGAGE	5	55,720	50	7,973,350	176	57,404,534	0	0	231	7.7	65,433,604	3.8
UNION SAVINGS BANK	4	160,000	6	802,400	10	3,483,250	0	0	20	0.7	4,445,650	0.3
UNITED STATES OF AMERI	2	6,629	1	192,403	3	785,000	0	0	6	0.2	984,032	0.1
WELLS FARGO BANK	1	56,400	0	0	3	996,000	1	4,875,000	5	0.2	5,927,400	0.3
All Others	256	8,042,655	235	33,872,965	455	159,562,495	66	938,319,741	1012	33.6	1,139,797,856	66.7
TOTALS	675	26,208,027	810	111,219,486	1399	488,894,682	126	1,082,535,294	3010	100	1,708,857,489	100