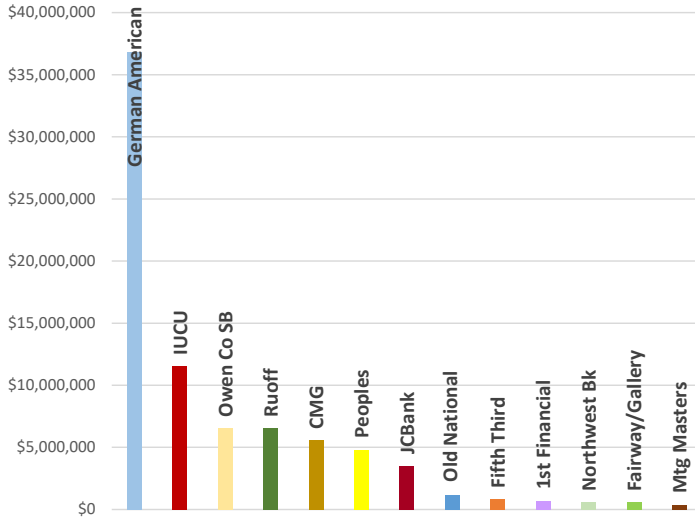


**Residential and commercial mortgages  
filed in Monroe County during December 2025.**

**Dollars - December 2025**

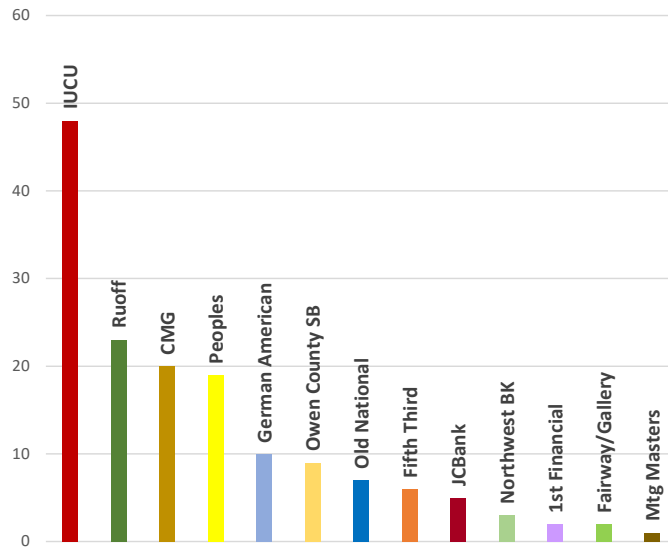


<b>German American</b>	<b>\$36,814,600</b>
<b>IUCU</b>	<b>\$11,522,679</b>
<b>Owen Co SB</b>	<b>\$6,548,600</b>
<b>Ruoff</b>	<b>\$6,540,054</b>
<b>CMG</b>	<b>\$5,573,834</b>
<b>Peoples</b>	<b>\$4,808,360</b>
<b>JCBank</b>	<b>\$3,538,000</b>
<b>Old National</b>	<b>\$1,166,000</b>
<b>Fifth Third</b>	<b>\$807,500</b>
<b>1st Financial</b>	<b>\$705,000</b>
<b>Northwest Bk</b>	<b>\$585,000</b>
<b>Fair Way/Gallery</b>	<b>\$571,810</b>
<b>Mtg Masters</b>	<b>\$376,255</b>

Note - Charts & tables do not include re-recordings or modifications.

**Transactions - December 2025**

<b>IUCU</b>	<b>48</b>
<b>Ruoff</b>	<b>23</b>
<b>CMG</b>	<b>20</b>
<b>Peoples</b>	<b>19</b>
<b>German American</b>	<b>10</b>
<b>Owen Co SB</b>	<b>9</b>
<b>Old National</b>	<b>7</b>
<b>Fifth Third</b>	<b>6</b>
<b>JCBank</b>	<b>5</b>
<b>Northwest Bk</b>	<b>3</b>
<b>1st Financial</b>	<b>2</b>
<b>Fair Way/Gallery</b>	<b>2</b>
<b>Mtg Masters</b>	<b>1</b>





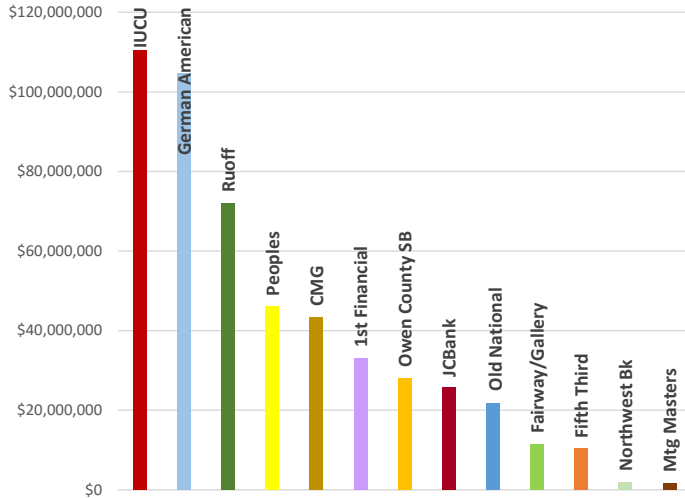
People who care. Service you trust.

All mortgages on Monroe County property, both residential and commercial, filed with the Monroe County Recorder during the month of December 2025.

Lender	0 to \$49,999		\$50,000 to \$199,999		\$200,000-\$499,999		\$500,000 & up		Total		Total	
	Docs	Amount	Docs	Amount	Docs	Amount	Docs	Amount	Docs	%	Amount	%
BANK OF AMERICA	0	0	1	50,000	0	0	0	0	1	0.3	50,000	0
BAXTER CREDIT UNION	0	0	1	175,000	1	278,000	0	0	2	0.7	453,000	0.3
BEDFORD FSB	0	0	3	497,000	1	280,000	1	580,000	5	1.6	1,357,000	0.8
CMG HOME LOANS	0	0	4	567,373	15	4,479,631	1	526,830	20	6.5	5,573,834	3.4
CRANE CREDIT UNION	0	0	1	150,000	0	0	0	0	1	0.3	150,000	0.1
FAIR WAY LENDING	0	0	0	0	2	571,810	0	0	2	0.7	571,810	0.4
FARM CREDIT MID AMERIC	0	0	0	0	0	0	0	0	0	0	0	0
FARMERS AND MECHANICS	1	13,500	1	195,000	1	240,000	0	0	3	1	448,500	0.3
FIFTH THIRD BANK	1	10,000	4	497,500	1	300,000	0	0	6	2	807,500	0.5
FIRST FINANCIAL BANK	0	0	0	0	2	705,000	0	0	2	0.7	705,000	0.4
FREEDOM HOME MORTGAGE	0	0	0	0	0	0	0	0	0	0	0	0
GERMAN AMERICAN BANCOR	0	0	2	181,000	3	820,000	5	35,813,600	10	3.3	36,814,600	22.6
HALLMARK HOME MTG	0	0	0	0	0	0	0	0	0	0	0	0
HOOSIER HILLS CREDIT U	0	0	1	188,100	1	274,000	0	0	2	0.7	462,100	0.3
INDIANA UNIVERSITY CRE	7	239,500	19	2,048,570	19	6,452,725	3	2,781,884	48	15.7	11,522,679	7.1
JACKSON COUNTY BANK	0	0	0	0	2	588,000	3	2,950,000	5	1.6	3,538,000	2.2
JPMORGAN CHASE BANK	0	0	1	134,000	9	2,392,589	1	600,000	11	3.6	3,126,589	1.9
LOANDEPOTCOM	0	0	1	50,000	0	0	0	0	1	0.3	50,000	0
MORTGAGE MASTERS	0	0	0	0	1	376,255	0	0	1	0.3	376,255	0.2
NORTHWEST BANK	0	0	2	280,000	1	305,000	0	0	3	1	585,000	0.4
OLD NATIONAL BANK	0	0	6	716,000	1	450,000	0	0	7	2.3	1,166,000	0.7
OWEN COUNTY STATE BANK	0	0	1	110,000	7	2,338,600	1	4,100,000	9	2.9	6,548,600	4
PEOPLES STATE BANK	3	91,100	8	940,200	7	2,104,560	1	1,672,500	19	6.2	4,808,360	2.9
PRIMELENDING	0	0	0	0	0	0	0	0	0	0	0	0
REGIONS BANK	2	88,844	1	90,000	1	263,400	0	0	4	1.3	442,244	0.3
REGIONS MORTGAGE	0	0	0	0	0	0	0	0	0	0	0	0
ROCKET MORTGAGE	1	37,901	5	570,350	8	2,773,797	0	0	14	4.6	3,382,048	2.1
RUOFF MORTGAGE	0	0	8	1,349,546	13	4,083,308	2	1,107,200	23	7.5	6,540,054	4
UNION SAVINGS BANK	0	0	0	0	2	471,500	0	0	2	0.7	471,500	0.3
UNITED STATES OF AMERI	0	0	0	0	0	0	0	0	0	0	0	0
WELLS FARGO BANK	0	0	0	0	1	203,500	0	0	1	0.3	203,500	0.1
All Others	9	184,908	27	3,513,873	56	16,375,976	12	52,850,060	104	34	72,924,817	44.7
TOTALS	24	665,753	97	12,303,512	155	47,127,651	30	102,982,074	306	100	163,078,990	100

**Residential and commercial mortgages  
filed in Monroe County during 2025.**

**Dollars - Year-to-Date through December 2025**

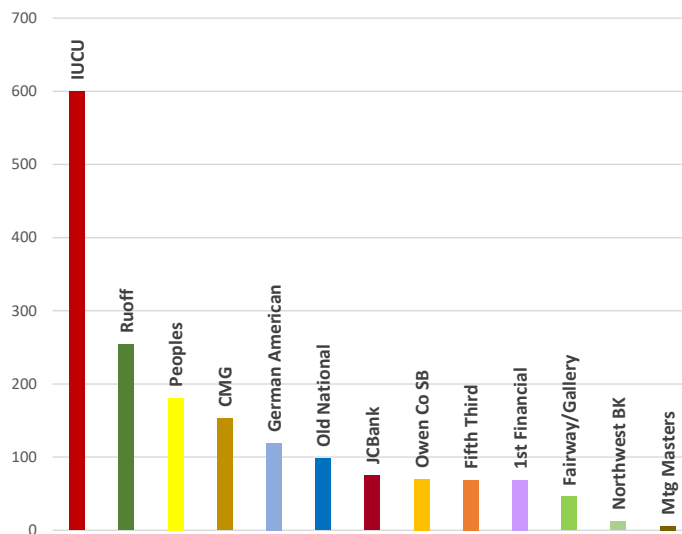


<b>IUCU</b>	<b>\$110,465,231</b>
<b>German American</b>	<b>\$104,756,852</b>
<b>Ruoff</b>	<b>\$71,973,658</b>
<b>Peoples</b>	<b>\$46,028,826</b>
<b>CMG</b>	<b>\$43,356,952</b>
<b>1st Financial</b>	<b>\$33,088,153</b>
<b>Owen Co SB</b>	<b>\$28,136,947</b>
<b>JCBank</b>	<b>\$25,690,960</b>
<b>Old National</b>	<b>\$21,709,570</b>
<b>Fair Way/Gallery</b>	<b>\$11,489,527</b>
<b>Fifth Third</b>	<b>\$10,315,401</b>
<b>Northwest Bk</b>	<b>\$1,941,946</b>
<b>Mtg Masters</b>	<b>\$1,746,401</b>

Note - Charts & tables do not include re-recordings or modifications.

**Transactions - Year-to-Date through December 2025**

<b>IUCU</b>	<b>600</b>
<b>Ruoff</b>	<b>254</b>
<b>Peoples</b>	<b>181</b>
<b>CMG</b>	<b>153</b>
<b>German American</b>	<b>119</b>
<b>Old National</b>	<b>98</b>
<b>JCBank</b>	<b>75</b>
<b>Owen Co SB</b>	<b>70</b>
<b>Fifth Third</b>	<b>69</b>
<b>1st Financial</b>	<b>69</b>
<b>Fair Way/Gallery</b>	<b>46</b>
<b>Northwest Bk</b>	<b>12</b>
<b>Mtg Masters</b>	<b>6</b>



All mortgages on Monroe County property, both residential and commercial, filed with the Monroe County Recorder during 2025.

Lender	0 to \$49,999		\$50,000 to \$199,999		\$200,000-\$499,999		\$500,000 & up		Total		Total	
	Docs	Amount	Docs	Amount	Docs	Amount	Docs	Amount	Docs	%	Amount	%
BANK OF AMERICA	2	78,900	5	409,000	1	369,880	1	719,200	9	0.3	1,576,980	0.1
BAXTER CREDIT UNION	0	0	6	756,100	4	1,390,000	1	617,500	11	0.3	2,763,600	0.1
BEDFORD FSB	2	44,900	16	2,208,800	28	9,467,970	11	10,483,000	57	1.7	22,204,670	1.2
CMG HOME LOANS	4	129,095	36	5,057,346	104	32,104,931	9	6,065,580	153	4.6	43,356,952	2.3
CRANE CREDIT UNION	7	199,000	11	1,078,417	5	1,503,085	1	1,385,000	24	0.7	4,165,502	0.2
FAIR WAY LENDING	0	0	16	2,605,171	28	7,800,606	2	1,083,750	46	1.4	11,489,527	0.6
FARM CREDIT MID AMERIC	1	12,727	8	1,046,869	3	713,353	5	6,605,728	17	0.5	8,378,677	0.4
FARMERS AND MECHANICS	4	113,500	8	1,207,000	12	3,629,525	2	1,017,000	26	0.8	5,967,025	0.3
FIFTH THIRD BANK	4	128,000	52	5,189,619	11	3,524,182	2	1,473,600	69	2.1	10,315,401	0.6
FIRST FINANCIAL BANK	1	10,000	18	1,817,997	14	4,514,500	12	26,745,656	45	1.4	33,088,153	1.8
FREEDOM HOME MORTGAGE	0	0	12	1,947,344	19	5,167,454	1	557,875	32	1	7,672,673	0.4
GERMAN AMERICAN BANCOR	8	235,000	34	3,936,447	35	10,219,694	42	90,365,711	119	3.6	104,756,852	5.6
HALLMARK HOME MTG	0	0	0	0	1	290,600	1	1,001,855	2	0.1	1,292,455	0.1
HOOSIER HILLS CREDIT U	4	132,800	14	1,676,750	12	3,754,988	5	3,963,050	35	1.1	9,527,588	0.5
INDIANA UNIVERSITY CRE	132	3,856,828	263	26,801,134	171	51,319,965	34	28,487,304	600	18.1	110,465,231	5.9
JACKSON COUNTY BANK	2	86,600	25	2,858,327	38	11,995,138	10	10,750,895	75	2.3	25,690,960	1.4
JPMORGAN CHASE BANK	1	30,000	25	2,985,049	32	9,085,133	7	29,384,300	65	2	41,484,482	2.2
LOANDEPOTCOM	0	0	5	503,758	7	2,190,881	1	635,000	13	0.4	3,329,639	0.2
MORTGAGE MASTERS	0	0	1	135,000	5	1,611,401	0	0	6	0.2	1,746,401	0.1
NORTHWEST BANK	3	68,500	5	643,000	4	1,230,446	0	0	12	0.4	1,941,946	0.1
OLD NATIONAL BANK	8	216,589	54	6,199,853	27	8,094,320	9	7,198,808	98	3	21,709,570	1.2
OWEN COUNTY STATE BANK	4	80,000	21	2,510,851	31	9,932,129	14	15,613,967	70	2.1	28,136,947	1.5
PEOPLES STATE BANK	24	778,400	70	7,930,450	71	23,536,076	16	13,783,900	181	5.5	46,028,826	2.5
PRIMELENDING	0	0	1	146,400	1	308,000	0	0	2	0.1	454,400	0
REGIONS BANK	13	381,464	10	999,300	3	691,400	0	0	26	0.8	2,072,164	0.1
REGIONS MORTGAGE	0	0	3	507,946	4	1,276,678	0	0	7	0.2	1,784,624	0.1
ROCKET MORTGAGE	5	217,901	54	6,227,797	50	15,016,048	3	2,345,075	112	3.4	23,806,821	1.3
RUOFF MORTGAGE	5	55,720	58	9,322,896	176	53,591,865	15	9,003,177	254	7.7	71,973,658	3.8
UNION SAVINGS BANK	3	85,000	7	877,400	11	3,446,250	1	508,500	22	0.7	4,917,150	0.3
UNITED STATES OF AMERI	2	6,629	1	192,403	3	785,000	0	0	6	0.2	984,032	0.1
WELLS FARGO BANK	0	0	1	56,400	4	1,199,500	1	4,875,000	6	0.2	6,130,900	0.3
All Others	186	3,500,705	341	42,113,696	451	138,677,615	138	1,028,430,657	1116	33.7	1,212,722,673	64.8
TOTALS	425	10,448,258	1181	139,948,520	1366	418,438,613	344	1,303,101,088	3316	100	1,871,936,479	100

All mortgages on Monroe County property, both residential and commercial, filed with the Monroe County Recorder during the month of December 2025.

Lender	0 to \$75,000		\$75,001 to \$199,999		\$200,000-\$806,500		\$806,501 & up		Total		Total	
	Docs	Amount	Docs	Amount	Docs	Amount	Docs	Amount	Docs	%	Amount	%
BANK OF AMERICA	1	50,000	0	0	0	0	0	0	1	0.3	50,000	0
BAXTER CREDIT UNION	0	0	1	175,000	1	278,000	0	0	2	0.7	453,000	0.3
BEDFORD FSB	0	0	3	497,000	2	860,000	0	0	5	1.6	1,357,000	0.8
CMG HOME LOANS	0	0	4	567,373	16	5,006,461	0	0	20	6.5	5,573,834	3.4
CRANE CREDIT UNION	0	0	1	150,000	0	0	0	0	1	0.3	150,000	0.1
FAIR WAY LENDING	0	0	0	0	2	571,810	0	0	2	0.7	571,810	0.4
FARM CREDIT MID AMERIC	0	0	0	0	0	0	0	0	0	0	0	0
FARMERS AND MECHANICS	1	13,500	1	195,000	1	240,000	0	0	3	1	448,500	0.3
FIFTH THIRD BANK	2	60,000	3	447,500	1	300,000	0	0	6	2	807,500	0.5
FIRST FINANCIAL BANK	0	0	0	0	2	705,000	0	0	2	0.7	705,000	0.4
FREEDOM HOME MORTGAGE	0	0	0	0	0	0	0	0	0	0	0	0
GERMAN AMERICAN BANCOR	0	0	2	181,000	6	2,633,600	2	34,000,000	10	3.3	36,814,600	22.6
HALLMARK HOME MTG	0	0	0	0	0	0	0	0	0	0	0	0
HOOSIER HILLS CREDIT U	0	0	1	188,100	1	274,000	0	0	2	0.7	462,100	0.3
INDIANA UNIVERSITY CRE	10	420,550	16	1,867,520	21	7,842,225	1	1,392,384	48	15.7	11,522,679	7.1
JACKSON COUNTY BANK	0	0	0	0	3	1,338,000	2	2,200,000	5	1.6	3,538,000	2.2
JPMORGAN CHASE BANK	0	0	1	134,000	10	2,992,589	0	0	11	3.6	3,126,589	1.9
LOANDEPOTCOM	1	50,000	0	0	0	0	0	0	1	0.3	50,000	0
MORTGAGE MASTERS	0	0	0	0	1	376,255	0	0	1	0.3	376,255	0.2
NORTHWEST BANK	0	0	2	280,000	1	305,000	0	0	3	1	585,000	0.4
OLD NATIONAL BANK	1	50,000	5	666,000	1	450,000	0	0	7	2.3	1,166,000	0.7
OWEN COUNTY STATE BANK	0	0	1	110,000	7	2,338,600	1	4,100,000	9	2.9	6,548,600	4
PEOPLES STATE BANK	6	282,500	5	748,800	7	2,104,560	1	1,672,500	19	6.2	4,808,360	2.9
PRIMELENDING	0	0	0	0	0	0	0	0	0	0	0	0
REGIONS BANK	2	88,844	1	90,000	1	263,400	0	0	4	1.3	442,244	0.3
REGIONS MORTGAGE	0	0	0	0	0	0	0	0	0	0	0	0
ROCKET MORTGAGE	2	87,901	4	520,350	8	2,773,797	0	0	14	4.6	3,382,048	2.1
RUOFF MORTGAGE	0	0	8	1,349,546	15	5,190,508	0	0	23	7.5	6,540,054	4
UNION SAVINGS BANK	0	0	0	0	2	471,500	0	0	2	0.7	471,500	0.3
UNITED STATES OF AMERI	0	0	0	0	0	0	0	0	0	0	0	0
WELLS FARGO BANK	0	0	0	0	1	203,500	0	0	1	0.3	203,500	0.1
All Others	15	551,203	21	3,147,578	64	21,667,278	4	47,558,758	104	34	72,924,817	44.7
<b>TOTALS</b>	<b>41</b>	<b>1,654,498</b>	<b>80</b>	<b>11,314,767</b>	<b>174</b>	<b>59,186,083</b>	<b>11</b>	<b>90,923,642</b>	<b>306</b>	<b>100</b>	<b>163,078,990</b>	<b>100</b>

All mortgages on Monroe County property, both residential and commercial, filed with the Monroe County Recorder during 2025.

Lender	0 to \$75,000		\$75,001 to \$199,999		\$200,000-\$806,500		\$806,501 & up		Total		Total	
	Docs	Amount	Docs	Amount	Docs	Amount	Docs	Amount	Docs	%	Amount	%
BANK OF AMERICA	5	238,900	2	249,000	2	1,089,080	0	0	9	0.3	1,576,980	0.1
BAXTER CREDIT UNION	1	50,000	5	706,100	5	2,007,500	0	0	11	0.3	2,763,600	0.1
BEDFORD FSB	4	179,900	14	2,073,800	37	16,000,970	2	3,950,000	57	1.7	22,204,670	1.2
CMG HOME LOANS	6	254,095	34	4,932,346	113	38,170,511	0	0	153	4.6	43,356,952	2.3
CRANE CREDIT UNION	12	515,459	6	761,958	5	1,503,085	1	1,385,000	24	0.7	4,165,502	0.2
FAIR WAY LENDING	0	0	16	2,605,171	30	8,884,356	0	0	46	1.4	11,489,527	0.6
FARM CREDIT MID AMERIC	2	84,977	7	974,619	4	1,431,209	4	5,887,872	17	0.5	8,378,677	0.4
FARMERS AND MECHANICS	4	113,500	8	1,207,000	14	4,646,525	0	0	26	0.8	5,967,025	0.3
FIFTH THIRD BANK	19	1,070,719	37	4,246,900	12	4,101,182	1	896,600	69	2.1	10,315,401	0.6
FIRST FINANCIAL BANK	9	513,000	10	1,314,997	19	7,485,250	7	23,774,906	45	1.4	33,088,153	1.8
FREEDOM HOME MORTGAGE	0	0	12	1,947,344	20	5,725,329	0	0	32	1	7,672,673	0.4
GERMAN AMERICAN BANCOR	14	616,000	28	3,555,447	61	25,960,594	16	74,624,811	119	3.6	104,756,852	5.6
HALLMARK HOME MTG	0	0	0	0	1	290,600	1	1,001,855	2	0.1	1,292,455	0.1
HOOSIER HILLS CREDIT U	7	302,800	11	1,506,750	15	5,686,038	2	2,032,000	35	1.1	9,527,588	0.5
INDIANA UNIVERSITY CRE	223	9,244,783	172	21,413,179	197	67,678,885	8	12,128,384	600	18.1	110,465,231	5.9
JACKSON COUNTY BANK	6	332,850	21	2,612,077	43	15,118,033	5	7,628,000	75	2.3	25,690,960	1.4
JPMORGAN CHASE BANK	8	404,000	18	2,611,049	36	11,593,383	3	26,876,050	65	2	41,484,482	2.2
LOANDEPOTCOM	3	160,250	2	343,508	8	2,825,881	0	0	13	0.4	3,329,639	0.2
MORTGAGE MASTERS	0	0	1	135,000	5	1,611,401	0	0	6	0.2	1,746,401	0.1
NORTHWEST BANK	3	68,500	5	643,000	4	1,230,446	0	0	12	0.4	1,941,946	0.1
OLD NATIONAL BANK	21	1,028,710	41	5,387,732	33	11,884,044	3	3,409,084	98	3	21,709,570	1.2
OWEN COUNTY STATE BANK	9	371,300	16	2,219,551	38	14,553,721	7	10,992,375	70	2.1	28,136,947	1.5
PEOPLES STATE BANK	42	1,819,300	52	6,889,550	82	30,101,476	5	7,218,500	181	5.5	46,028,826	2.5
PRIMELENDING	0	0	1	146,400	1	308,000	0	0	2	0.1	454,400	0
REGIONS BANK	16	556,464	7	824,300	3	691,400	0	0	26	0.8	2,072,164	0.1
REGIONS MORTGAGE	0	0	3	507,946	4	1,276,678	0	0	7	0.2	1,784,624	0.1
ROCKET MORTGAGE	19	1,064,411	40	5,381,287	52	16,461,123	1	900,000	112	3.4	23,806,821	1.3
RUOFF MORTGAGE	5	55,720	58	9,322,896	191	62,595,042	0	0	254	7.7	71,973,658	3.8
UNION SAVINGS BANK	4	160,000	6	802,400	12	3,954,750	0	0	22	0.7	4,917,150	0.3
UNITED STATES OF AMERI	2	6,629	1	192,403	3	785,000	0	0	6	0.2	984,032	0.1
WELLS FARGO BANK	1	56,400	0	0	4	1,199,500	1	4,875,000	6	0.2	6,130,900	0.3
All Others	271	8,593,858	256	37,020,543	519	181,229,773	70	985,878,499	1116	33.7	1,212,722,673	64.8
<b>TOTALS</b>	<b>716</b>	<b>27,862,525</b>	<b>890</b>	<b>122,534,253</b>	<b>1573</b>	<b>548,080,765</b>	<b>137</b>	<b>1,173,458,936</b>	<b>3316</b>	<b>100</b>	<b>1,871,936,479</b>	<b>100</b>