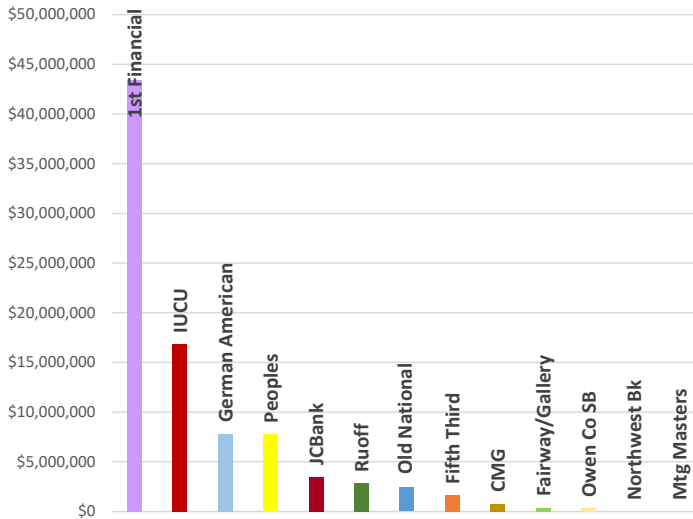


**Residential and commercial mortgages
filed in Monroe County during January 2026.**

Dollars - January 2026

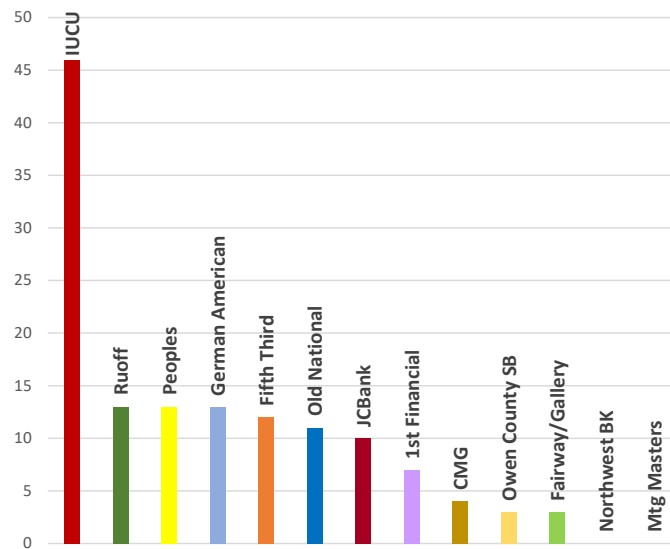


1st Financial	\$43,381,633
IUCU	\$16,854,919
German American	\$7,812,924
Peoples	\$7,780,300
JCBank	\$3,497,200
Ruoff	\$2,858,795
Old National	\$2,415,000
Fifth Third	\$1,623,519
CMG	\$797,000
Fair Way/Gallery	\$400,500
Owen Co SB	\$315,000
Northwest Bk	\$0
Mtg Masters	\$0

Note - Charts & tables do not include re-recordings or modifications.

Transactions - January 2026

IUCU	46
Ruoff	13
Peoples	13
German American	13
Fifth Third	12
Old National	11
JCBank	10
1st Financial	7
CMG	4
Owen Co SB	3
Fair Way/Gallery	3
Northwest Bk	0
Mtg Masters	0





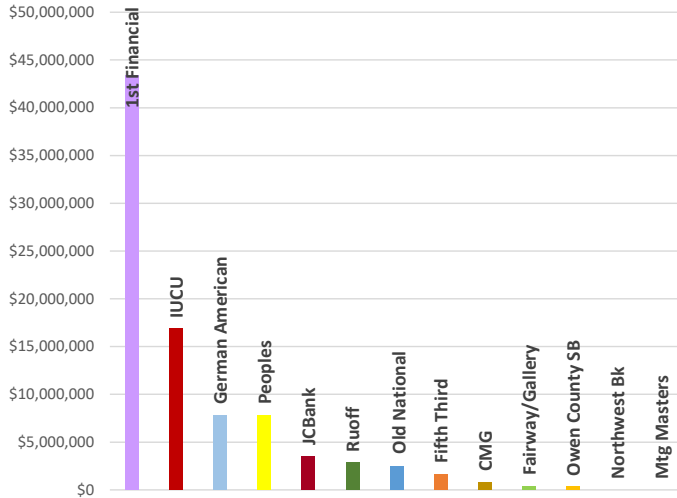
People who care. Service you trust.

All mortgages on Monroe County property, both residential and commercial, filed with the Monroe County Recorder during the month of January 2026.

Lender	0 to \$49,999		\$50,000 to \$199,999		\$200,000-\$499,999		\$500,000 & up		Total		Total	
	Docs	Amount	Docs	Amount	Docs	Amount	Docs	Amount	Docs	%	Amount	%
BANK OF AMERICA	0	0	0	0	0	0	0	0	0	0	0	0
BAXTER CREDIT UNION	0	0	0	0	0	0	0	0	0	0	0	0
BEDFORD FSB	0	0	1	176,000	1	205,000	2	1,416,000	4	1.6	1,797,000	0.4
CMG HOME LOANS	0	0	2	286,000	2	511,000	0	0	4	1.6	797,000	0.2
CRANE CREDIT UNION	1	30,000	1	92,000	0	0	0	0	2	0.8	122,000	0
FAIR WAY LENDING	0	0	3	400,500	0	0	0	0	3	1.2	400,500	0.1
FARM CREDIT MID AMERIC	0	0	0	0	2	585,625	0	0	2	0.8	585,625	0.1
FARMERS AND MECHANICS	0	0	0	0	1	280,000	0	0	1	0.4	280,000	0.1
FIFTH THIRD BANK	0	0	9	841,519	3	782,000	0	0	12	4.7	1,623,519	0.3
FIRST FINANCIAL BANK	1	30,260	1	54,723	2	774,650	3	42,522,000	7	2.8	43,381,633	9
FREEDOM HOME MORTGAGE	0	0	0	0	5	1,557,676	0	0	5	2	1,557,676	0.3
GERMAN AMERICAN BANCOR	0	0	6	721,000	5	1,377,320	2	5,714,604	13	5.1	7,812,924	1.6
HALLMARK HOME MTG	0	0	0	0	0	0	0	0	0	0	0	0
HOOSIER HILLS CREDIT U	0	0	0	0	4	1,431,500	1	550,000	5	2	1,981,500	0.4
INDIANA UNIVERSITY CRE	10	292,000	15	1,523,550	17	5,491,300	4	9,548,069	46	18.1	16,854,919	3.5
JACKSON COUNTY BANK	1	41,000	1	145,000	8	3,311,200	0	0	10	3.9	3,497,200	0.7
JPMORGAN CHASE BANK	0	0	0	0	5	1,530,800	0	0	5	2	1,530,800	0.3
LOANDEPOTCOM	0	0	1	70,000	0	0	0	0	1	0.4	70,000	0
MORTGAGE MASTERS	0	0	0	0	0	0	0	0	0	0	0	0
NORTHWEST BANK	0	0	0	0	0	0	0	0	0	0	0	0
OLD NATIONAL BANK	3	100,000	5	570,000	1	250,000	2	1,495,000	11	4.3	2,415,000	0.5
OWEN COUNTY STATE BANK	1	45,000	2	270,000	0	0	0	0	3	1.2	315,000	0.1
PEOPLES STATE BANK	0	0	7	741,650	2	871,450	4	6,167,200	13	5.1	7,780,300	1.6
PRIMELENDING	0	0	0	0	0	0	0	0	0	0	0	0
REGIONS BANK	0	0	1	100,000	0	0	0	0	1	0.4	100,000	0
REGIONS MORTGAGE	0	0	0	0	0	0	0	0	0	0	0	0
ROCKET MORTGAGE	0	0	7	1,014,471	6	1,827,681	1	855,200	14	5.5	3,697,352	0.8
RUOFF MORTGAGE	0	0	6	829,453	7	2,029,342	0	0	13	5.1	2,858,795	0.6
UNION SAVINGS BANK	0	0	2	226,400	1	234,000	0	0	3	1.2	460,400	0.1
UNITED STATES OF AMERI	0	0	0	0	0	0	0	0	0	0	0	0
WELLS FARGO BANK	0	0	0	0	0	0	1	1,840,000	1	0.4	1,840,000	0.4
All Others	7	125,958	22	3,035,859	31	9,930,809	15	366,161,348	75	29.5	379,253,974	78.8
TOTALS	24	664,218	92	11,098,125	103	32,981,353	35	436,269,421	254	100	481,013,117	100

**Residential and commercial mortgages
filed in Monroe County during 2026.**

Dollars - Year-to-Date through January 2026

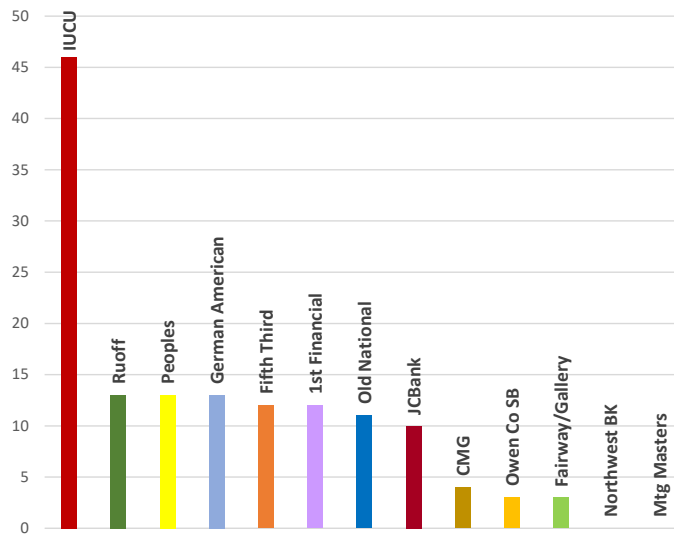


1st Financial	\$43,381,633
IUCU	\$16,854,919
German American	\$7,812,924
Peoples	\$7,780,300
JCBank	\$3,497,200
Ruoff	\$2,858,795
Old National	\$2,415,000
Fifth Third	\$1,623,519
CMG	\$797,000
Fair Way/Gallery	\$400,500
Owen Co SB	\$315,000
Northwest Bk	\$0
Mtg Masters	\$0

Note - Charts & tables do not include re-recordings or modifications.

Transactions - Year-to-Date through January 2026

IUCU	46
Ruoff	13
Peoples	13
German American	13
Fifth Third	12
1st Financial	12
Old National	11
JCBank	10
CMG	4
Owen Co SB	3
Fair Way/Gallery	3
Northwest Bk	0
Mtg Masters	0





All mortgages on Monroe County property, both residential and commercial, filed with the Monroe County Recorder during 2026.

Lender	0 to \$49,999		\$50,000 to \$199,999		\$200,000-\$499,999		\$500,000 & up		Total		Total	
	Docs	Amount	Docs	Amount	Docs	Amount	Docs	Amount	Docs	%	Amount	%
BANK OF AMERICA	0	0	0	0	0	0	0	0	0	0	0	0
BAXTER CREDIT UNION	0	0	0	0	0	0	0	0	0	0	0	0
BEDFORD FSB	0	0	1	176,000	1	205,000	2	1,416,000	4	1.6	1,797,000	0.4
CMG HOME LOANS	0	0	2	286,000	2	511,000	0	0	4	1.6	797,000	0.2
CRANE CREDIT UNION	1	30,000	1	92,000	0	0	0	0	2	0.8	122,000	0
FAIR WAY LENDING	0	0	3	400,500	0	0	0	0	3	1.2	400,500	0.1
FARM CREDIT MID AMERIC	0	0	0	0	2	585,625	0	0	2	0.8	585,625	0.1
FARMERS AND MECHANICS	0	0	0	0	1	280,000	0	0	1	0.4	280,000	0.1
FIFTH THIRD BANK	0	0	9	841,519	3	782,000	0	0	12	4.7	1,623,519	0.3
FIRST FINANCIAL BANK	1	30,260	1	54,723	2	774,650	3	42,522,000	7	2.8	43,381,633	9
FREEDOM HOME MORTGAGE	0	0	0	0	5	1,557,676	0	0	5	2	1,557,676	0.3
GERMAN AMERICAN BANCOR	0	0	6	721,000	5	1,377,320	2	5,714,604	13	5.1	7,812,924	1.6
HALLMARK HOME MTG	0	0	0	0	0	0	0	0	0	0	0	0
HOOSIER HILLS CREDIT U	0	0	0	0	4	1,431,500	1	550,000	5	2	1,981,500	0.4
INDIANA UNIVERSITY CRE	10	292,000	15	1,523,550	17	5,491,300	4	9,548,069	46	18.1	16,854,919	3.5
JACKSON COUNTY BANK	1	41,000	1	145,000	8	3,311,200	0	0	10	3.9	3,497,200	0.7
JPMORGAN CHASE BANK	0	0	0	0	5	1,530,800	0	0	5	2	1,530,800	0.3
LOANDEPOTCOM	0	0	1	70,000	0	0	0	0	1	0.4	70,000	0
MORTGAGE MASTERS	0	0	0	0	0	0	0	0	0	0	0	0
NORTHWEST BANK	0	0	0	0	0	0	0	0	0	0	0	0
OLD NATIONAL BANK	3	100,000	5	570,000	1	250,000	2	1,495,000	11	4.3	2,415,000	0.5
OWEN COUNTY STATE BANK	1	45,000	2	270,000	0	0	0	0	3	1.2	315,000	0.1
PEOPLES STATE BANK	0	0	7	741,650	2	871,450	4	6,167,200	13	5.1	7,780,300	1.6
PRIMELENDING	0	0	0	0	0	0	0	0	0	0	0	0
REGIONS BANK	0	0	1	100,000	0	0	0	0	1	0.4	100,000	0
REGIONS MORTGAGE	0	0	0	0	0	0	0	0	0	0	0	0
ROCKET MORTGAGE	0	0	7	1,014,471	6	1,827,681	1	855,200	14	5.5	3,697,352	0.8
RUOFF MORTGAGE	0	0	6	829,453	7	2,029,342	0	0	13	5.1	2,858,795	0.6
UNION SAVINGS BANK	0	0	2	226,400	1	234,000	0	0	3	1.2	460,400	0.1
UNITED STATES OF AMERI	0	0	0	0	0	0	0	0	0	0	0	0
WELLS FARGO BANK	0	0	0	0	0	0	1	1,840,000	1	0.4	1,840,000	0.4
All Others	7	125,958	22	3,035,859	31	9,930,809	15	366,161,348	75	29.5	379,253,974	78.8
TOTALS	24	664,218	92	11,098,125	103	32,981,353	35	436,269,421	254	100	481,013,117	100

All mortgages on Monroe County property, both residential and commercial, filed with the Monroe County Recorder during the month of December 2026.

Lender	\$0 to \$75,000		\$75,001 to \$199,999		\$200,000-\$806,500		\$806,501 & up		Total		Total	
	Docs	Amount	Docs	Amount	Docs	Amount	Docs	Amount	Docs	%	Amount	%
BANK OF AMERICA	0	0	0	0	0	0	0	0	0	0	0	0
BAXTER CREDIT UNION	0	0	0	0	0	0	0	0	0	0	0	0
BEDFORD FSB	0	0	1	176,000	3	1,621,000	0	0	4	1.6	1,797,000	0.4
CMG HOME LOANS	0	0	2	286,000	2	511,000	0	0	4	1.6	797,000	0.2
CRANE CREDIT UNION	1	30,000	1	92,000	0	0	0	0	2	0.8	122,000	0
FAIR WAY LENDING	0	0	3	400,500	0	0	0	0	3	1.2	400,500	0.1
FARM CREDIT MID AMERIC	0	0	0	0	2	585,625	0	0	2	0.8	585,625	0.1
FARMERS AND MECHANICS	0	0	0	0	1	280,000	0	0	1	0.4	280,000	0.1
FIFTH THIRD BANK	3	152,519	6	689,000	3	782,000	0	0	12	4.7	1,623,519	0.3
FIRST FINANCIAL BANK	2	84,983	0	0	2	774,650	3	42,522,000	7	2.8	43,381,633	9
FREEDOM HOME MORTGAGE	0	0	0	0	5	1,557,676	0	0	5	2	1,557,676	0.3
GERMAN AMERICAN BANCOR	1	50,000	5	671,000	6	2,035,320	1	5,056,604	13	5.1	7,812,924	1.6
HALLMARK HOME MTG	0	0	0	0	0	0	0	0	0	0	0	0
HOOSIER HILLS CREDIT U	0	0	0	0	5	1,981,500	0	0	5	2	1,981,500	0.4
INDIANA UNIVERSITY CRE	15	633,150	10	1,182,400	19	7,066,300	2	7,973,069	46	18.1	16,854,919	3.5
JACKSON COUNTY BANK	1	41,000	1	145,000	8	3,311,200	0	0	10	3.9	3,497,200	0.7
JPMORGAN CHASE BANK	0	0	0	0	5	1,530,800	0	0	5	2	1,530,800	0.3
LOANDEPOTCOM	1	70,000	0	0	0	0	0	0	1	0.4	70,000	0
MORTGAGE MASTERS	0	0	0	0	0	0	0	0	0	0	0	0
NORTHWEST BANK	0	0	0	0	0	0	0	0	0	0	0	0
OLD NATIONAL BANK	4	160,000	4	510,000	2	875,000	1	870,000	11	4.3	2,415,000	0.5
OWEN COUNTY STATE BANK	1	45,000	2	270,000	0	0	0	0	3	1.2	315,000	0.1
PEOPLES STATE BANK	3	170,400	4	571,250	3	1,438,650	3	5,600,000	13	5.1	7,780,300	1.6
PRIMELENDING	0	0	0	0	0	0	0	0	0	0	0	0
REGIONS BANK	0	0	1	100,000	0	0	0	0	1	0.4	100,000	0
REGIONS MORTGAGE	0	0	0	0	0	0	0	0	0	0	0	0
ROCKET MORTGAGE	0	0	7	1,014,471	6	1,827,681	1	855,200	14	5.5	3,697,352	0.8
RUOFF MORTGAGE	0	0	6	829,453	7	2,029,342	0	0	13	5.1	2,858,795	0.6
UNION SAVINGS BANK	1	60,000	1	166,400	1	234,000	0	0	3	1.2	460,400	0.1
UNITED STATES OF AMERI	0	0	0	0	0	0	0	0	0	0	0	0
WELLS FARGO BANK	0	0	0	0	0	0	1	1,840,000	1	0.4	1,840,000	0.4
All Others	12	416,959	17	2,744,858	38	14,559,707	8	361,532,450	75	29.5	379,253,974	78.8
TOTALS	45	1,914,011	71	9,848,332	118	43,001,451	20	426,249,323	254	100	481,013,117	100



All mortgages on Monroe County property, both residential and commercial, filed with the Monroe County Recorder during 2026.

Lender	0 to \$75,000		\$75,001 to \$199,999		\$200,000-\$806,500		\$806,501 & up		Total		Total	
	Docs	Amount	Docs	Amount	Docs	Amount	Docs	Amount	Docs	%	Amount	%
BANK OF AMERICA	0	0	0	0	0	0	0	0	0	0	0	0
BAXTER CREDIT UNION	0	0	0	0	0	0	0	0	0	0	0	0
BEDFORD FSB	0	0	1	176,000	3	1,621,000	0	0	4	1.6	1,797,000	0.4
CMG HOME LOANS	0	0	2	286,000	2	511,000	0	0	4	1.6	797,000	0.2
CRANE CREDIT UNION	1	30,000	1	92,000	0	0	0	0	2	0.8	122,000	0
FAIR WAY LENDING	0	0	3	400,500	0	0	0	0	3	1.2	400,500	0.1
FARM CREDIT MID AMERIC	0	0	0	0	2	585,625	0	0	2	0.8	585,625	0.1
FARMERS AND MECHANICS	0	0	0	0	1	280,000	0	0	1	0.4	280,000	0.1
FIFTH THIRD BANK	3	152,519	6	689,000	3	782,000	0	0	12	4.7	1,623,519	0.3
FIRST FINANCIAL BANK	2	84,983	0	0	2	774,650	3	42,522,000	7	2.8	43,381,633	9
FREEDOM HOME MORTGAGE	0	0	0	0	5	1,557,676	0	0	5	2	1,557,676	0.3
GERMAN AMERICAN BANCOR	1	50,000	5	671,000	6	2,035,320	1	5,056,604	13	5.1	7,812,924	1.6
HALLMARK HOME MTG	0	0	0	0	0	0	0	0	0	0	0	0
HOOSIER HILLS CREDIT U	0	0	0	0	5	1,981,500	0	0	5	2	1,981,500	0.4
INDIANA UNIVERSITY CRE	15	633,150	10	1,182,400	19	7,066,300	2	7,973,069	46	18.1	16,854,919	3.5
JACKSON COUNTY BANK	1	41,000	1	145,000	8	3,311,200	0	0	10	3.9	3,497,200	0.7
JPMORGAN CHASE BANK	0	0	0	0	5	1,530,800	0	0	5	2	1,530,800	0.3
LOANDEPOTCOM	1	70,000	0	0	0	0	0	0	1	0.4	70,000	0
MORTGAGE MASTERS	0	0	0	0	0	0	0	0	0	0	0	0
NORTHWEST BANK	0	0	0	0	0	0	0	0	0	0	0	0
OLD NATIONAL BANK	4	160,000	4	510,000	2	875,000	1	870,000	11	4.3	2,415,000	0.5
OWEN COUNTY STATE BANK	1	45,000	2	270,000	0	0	0	0	3	1.2	315,000	0.1
PEOPLES STATE BANK	3	170,400	4	571,250	3	1,438,650	3	5,600,000	13	5.1	7,780,300	1.6
PRIMELENDING	0	0	0	0	0	0	0	0	0	0	0	0
REGIONS BANK	0	0	1	100,000	0	0	0	0	1	0.4	100,000	0
REGIONS MORTGAGE	0	0	0	0	0	0	0	0	0	0	0	0
ROCKET MORTGAGE	0	0	7	1,014,471	6	1,827,681	1	855,200	14	5.5	3,697,352	0.8
RUOFF MORTGAGE	0	0	6	829,453	7	2,029,342	0	0	13	5.1	2,858,795	0.6
UNION SAVINGS BANK	1	60,000	1	166,400	1	234,000	0	0	3	1.2	460,400	0.1
UNITED STATES OF AMERI	0	0	0	0	0	0	0	0	0	0	0	0
WELLS FARGO BANK	0	0	0	0	0	0	1	1,840,000	1	0.4	1,840,000	0.4
All Others	12	416,959	17	2,744,858	38	14,559,707	8	361,532,450	75	29.5	379,253,974	78.8
TOTALS	45	1,914,011	71	9,848,332	118	43,001,451	20	426,249,323	254	100	481,013,117	100