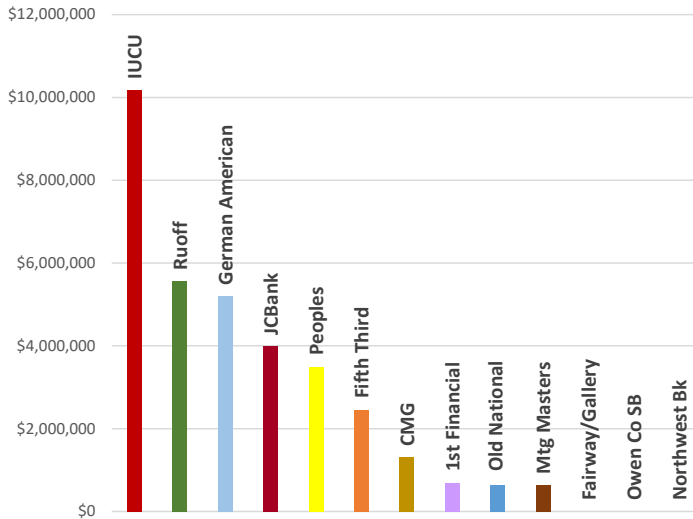


**Residential and commercial mortgages  
filed in Monroe County during February 2026.**

**Dollars - February 2026**

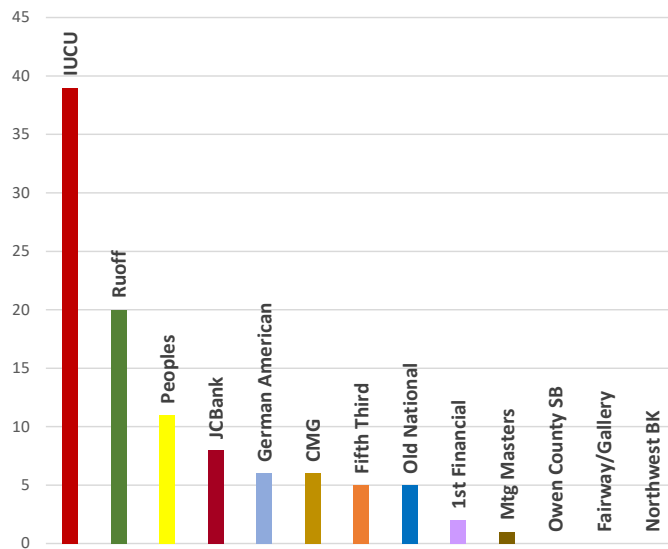


<b>IUCU</b>	<b>\$10,174,500</b>
<b>Ruoff</b>	<b>\$5,561,723</b>
<b>German American</b>	<b>\$5,200,654</b>
<b>JCBank</b>	<b>\$3,989,783</b>
<b>Peoples</b>	<b>\$3,491,750</b>
<b>Fifth Third</b>	<b>\$2,457,552</b>
<b>CMG</b>	<b>\$1,310,271</b>
<b>1st Financial</b>	<b>\$696,100</b>
<b>Old National</b>	<b>\$645,000</b>
<b>Mtg Masters</b>	<b>\$637,500</b>
<b>Fair Way/Gallery</b>	<b>\$0</b>
<b>Owen Co SB</b>	<b>\$0</b>
<b>Northwest Bk</b>	<b>\$0</b>

Note - Charts & tables do not include re-recordings or modifications.

**Transactions - February 2026**

<b>IUCU</b>	<b>39</b>
<b>Ruoff</b>	<b>20</b>
<b>Peoples</b>	<b>11</b>
<b>JCBank</b>	<b>8</b>
<b>German American</b>	<b>6</b>
<b>CMG</b>	<b>6</b>
<b>Fifth Third</b>	<b>5</b>
<b>Old National</b>	<b>5</b>
<b>1st Financial</b>	<b>2</b>
<b>Mtg Masters</b>	<b>1</b>
<b>Owen Co SB</b>	<b>0</b>
<b>Fair Way/Gallery</b>	<b>0</b>
<b>Northwest Bk</b>	<b>0</b>





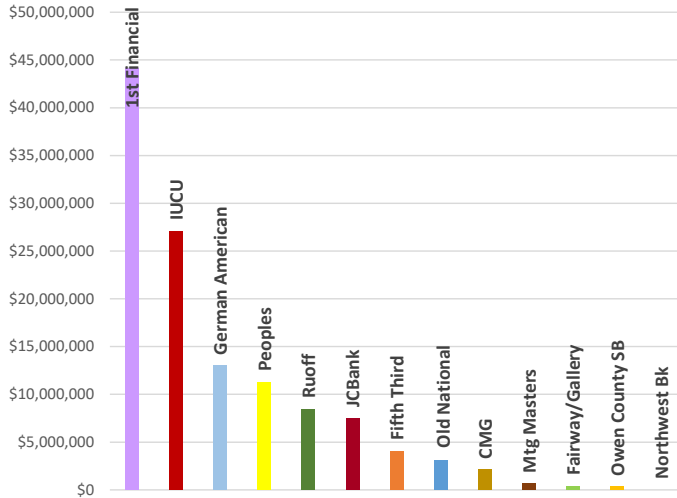
People who care. Service you trust.

All mortgages on Monroe County property, both residential and commercial, filed with the Monroe County Recorder during the month of February 2026.

Lender	0 to \$49,999		\$50,000 to \$199,999		\$200,000-\$499,999		\$500,000 & up		Total		Total	
	Docs	Amount	Docs	Amount	Docs	Amount	Docs	Amount	Docs	%	Amount	%
BANK OF AMERICA	0	0	0	0	0	0	1	500,000	1	0.5	500,000	0.1
BAXTER CREDIT UNION	0	0	0	0	1	214,000	0	0	1	0.5	214,000	0
BEDFORD FSB	0	0	2	251,000	2	625,000	0	0	4	2	876,000	0.2
CMG HOME LOANS	1	8,750	1	194,050	4	1,107,471	0	0	6	3	1,310,271	0.2
CRANE CREDIT UNION	0	0	1	65,000	1	220,000	0	0	2	1	285,000	0.1
FAIR WAY LENDING	0	0	0	0	0	0	0	0	0	0	0	0
FARM CREDIT MID AMERIC	0	0	0	0	0	0	0	0	0	0	0	0
FARMERS AND MECHANICS	0	0	1	50,000	0	0	0	0	1	0.5	50,000	0
FIFTH THIRD BANK	0	0	2	149,312	2	772,240	1	1,536,000	5	2.5	2,457,552	0.5
FIRST FINANCIAL BANK	0	0	1	100,000	0	0	1	596,100	2	1	696,100	0.1
FREEDOM HOME MORTGAGE	0	0	0	0	0	0	0	0	0	0	0	0
GERMAN AMERICAN BANCOR	2	55,000	2	288,000	0	0	2	4,857,654	6	3	5,200,654	1
HALLMARK HOME MTG	0	0	0	0	0	0	0	0	0	0	0	0
HOOSIER HILLS CREDIT U	0	0	3	409,125	1	205,640	0	0	4	2	614,765	0.1
INDIANA UNIVERSITY CRE	9	249,400	11	1,380,093	15	4,690,157	4	3,854,850	39	19.3	10,174,500	1.9
JACKSON COUNTY BANK	0	0	2	299,200	3	1,010,000	3	2,680,583	8	4	3,989,783	0.7
JPMORGAN CHASE BANK	0	0	2	378,000	2	762,300	1	832,750	5	2.5	1,973,050	0.4
LOANDEPOTCOM	0	0	1	74,255	0	0	0	0	1	0.5	74,255	0
MORTGAGE MASTERS	0	0	0	0	0	0	1	637,500	1	0.5	637,500	0.1
NORTHWEST BANK	0	0	0	0	0	0	0	0	0	0	0	0
OLD NATIONAL BANK	1	20,000	2	129,000	2	496,000	0	0	5	2.5	645,000	0.1
OWEN COUNTY STATE BANK	0	0	0	0	0	0	0	0	0	0	0	0
PEOPLES STATE BANK	2	40,000	1	154,000	6	1,779,800	2	1,517,950	11	5.4	3,491,750	0.7
PRIMELENDING	0	0	0	0	0	0	0	0	0	0	0	0
REGIONS BANK	0	0	0	0	0	0	0	0	0	0	0	0
REGIONS MORTGAGE	0	0	0	0	0	0	0	0	0	0	0	0
ROCKET MORTGAGE	0	0	5	551,664	7	2,021,517	1	637,500	13	6.4	3,210,681	0.6
RUOFF MORTGAGE	0	0	3	417,482	15	4,085,441	2	1,058,800	20	9.9	5,561,723	1
UNION SAVINGS BANK	1	25,000	1	100,000	2	496,935	0	0	4	2	621,935	0.1
UNITED STATES OF AMERI	0	0	0	0	0	0	0	0	0	0	0	0
WELLS FARGO BANK	0	0	0	0	0	0	0	0	0	0	0	0
All Others	7	173,082	17	1,909,146	29	9,250,361	10	483,187,100	63	31.2	494,519,689	92.1
<b>TOTALS</b>	<b>23</b>	<b>571,232</b>	<b>58</b>	<b>6,899,327</b>	<b>92</b>	<b>27,736,862</b>	<b>29</b>	<b>501,896,787</b>	<b>202</b>	<b>100</b>	<b>537,104,208</b>	<b>100</b>

**Residential and commercial mortgages  
filed in Monroe County during 2026.**

**Dollars - Year-to-Date through February 2026**

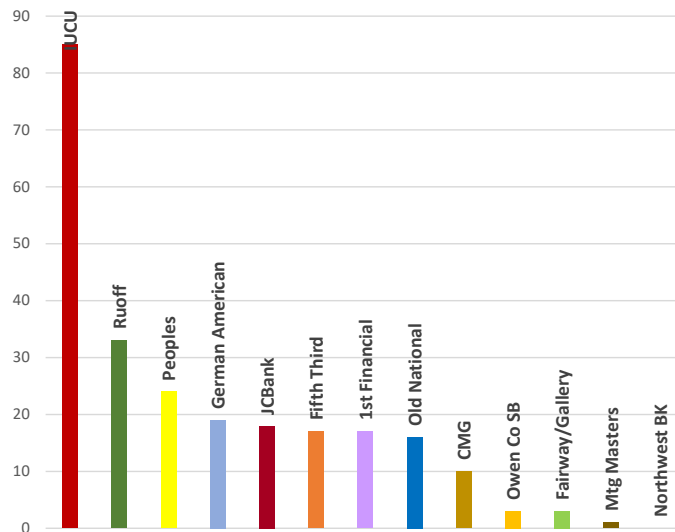


<b>1st Financial</b>	<b>\$44,077,733</b>
<b>IUCU</b>	<b>\$27,029,419</b>
<b>German American</b>	<b>\$13,013,578</b>
<b>Peoples</b>	<b>\$11,272,050</b>
<b>Ruoff</b>	<b>\$8,420,518</b>
<b>JCBank</b>	<b>\$7,486,983</b>
<b>Fifth Third</b>	<b>\$4,081,071</b>
<b>Old National</b>	<b>\$3,060,000</b>
<b>CMG</b>	<b>\$2,107,271</b>
<b>Mtg Masters</b>	<b>\$637,500</b>
<b>Fair Way/Gallery</b>	<b>\$400,500</b>
<b>Owen Co SB</b>	<b>\$315,000</b>
<b>Northwest Bk</b>	<b>\$0</b>

Note - Charts & tables do not include re-recordings or modifications.

**Transactions - Year-to-Date through February 2026**

<b>IUCU</b>	<b>85</b>
<b>Ruoff</b>	<b>33</b>
<b>Peoples</b>	<b>24</b>
<b>German American</b>	<b>19</b>
<b>JCBank</b>	<b>18</b>
<b>Fifth Third</b>	<b>17</b>
<b>1st Financial</b>	<b>17</b>
<b>Old National</b>	<b>16</b>
<b>CMG</b>	<b>10</b>
<b>Owen Co SB</b>	<b>3</b>
<b>Fair Way/Gallery</b>	<b>3</b>
<b>Mtg Masters</b>	<b>1</b>
<b>Northwest Bk</b>	<b>0</b>



All mortgages on Monroe County property, both residential and commercial, filed with the Monroe County Recorder during 2026.

Lender	0 to \$49,999		\$50,000 to \$199,999		\$200,000-\$499,999		\$500,000 & up		Total		Total	
	Docs	Amount	Docs	Amount	Docs	Amount	Docs	Amount	Docs	%	Amount	%
BANK OF AMERICA	0	0	0	0	0	0	1	500,000	1	0.2	500,000	0
BAXTER CREDIT UNION	0	0	0	0	1	214,000	0	0	1	0.2	214,000	0
BEDFORD FSB	0	0	3	427,000	3	830,000	2	1,416,000	8	1.8	2,673,000	0.3
CMG HOME LOANS	1	8,750	3	480,050	6	1,618,471	0	0	10	2.2	2,107,271	0.2
CRANE CREDIT UNION	1	30,000	2	157,000	1	220,000	0	0	4	0.9	407,000	0
FAIR WAY LENDING	0	0	3	400,500	0	0	0	0	3	0.7	400,500	0
FARM CREDIT MID AMERIC	0	0	0	0	2	585,625	0	0	2	0.4	585,625	0.1
FARMERS AND MECHANICS	0	0	1	50,000	1	280,000	0	0	2	0.4	330,000	0
FIFTH THIRD BANK	0	0	11	990,831	5	1,554,240	1	1,536,000	17	3.7	4,081,071	0.4
FIRST FINANCIAL BANK	1	30,260	2	154,723	2	774,650	4	43,118,100	9	2	44,077,733	4.3
FREEDOM HOME MORTGAGE	0	0	0	0	5	1,557,676	0	0	5	1.1	1,557,676	0.2
GERMAN AMERICAN BANCOR	2	55,000	8	1,009,000	5	1,377,320	4	10,572,258	19	4.2	13,013,578	1.3
HALLMARK HOME MTG	0	0	0	0	0	0	0	0	0	0	0	0
HOOSIER HILLS CREDIT U	0	0	3	409,125	5	1,637,140	1	550,000	9	2	2,596,265	0.3
INDIANA UNIVERSITY CRE	19	541,400	26	2,903,643	32	10,181,457	8	13,402,919	85	18.6	27,029,419	2.7
JACKSON COUNTY BANK	1	41,000	3	444,200	11	4,321,200	3	2,680,583	18	3.9	7,486,983	0.7
JPMORGAN CHASE BANK	0	0	2	378,000	7	2,293,100	1	832,750	10	2.2	3,503,850	0.3
LOANDEPOTCOM	0	0	2	144,255	0	0	0	0	2	0.4	144,255	0
MORTGAGE MASTERS	0	0	0	0	0	0	1	637,500	1	0.2	637,500	0.1
NORTHWEST BANK	0	0	0	0	0	0	0	0	0	0	0	0
OLD NATIONAL BANK	4	120,000	7	699,000	3	746,000	2	1,495,000	16	3.5	3,060,000	0.3
OWEN COUNTY STATE BANK	1	45,000	2	270,000	0	0	0	0	3	0.7	315,000	0
PEOPLES STATE BANK	2	40,000	8	895,650	8	2,651,250	6	7,685,150	24	5.3	11,272,050	1.1
PRIMELENDING	0	0	0	0	0	0	0	0	0	0	0	0
REGIONS BANK	0	0	1	100,000	0	0	0	0	1	0.2	100,000	0
REGIONS MORTGAGE	0	0	0	0	0	0	0	0	0	0	0	0
ROCKET MORTGAGE	0	0	12	1,566,135	13	3,849,198	2	1,492,700	27	5.9	6,908,033	0.7
RUOFF MORTGAGE	0	0	9	1,246,935	22	6,114,783	2	1,058,800	33	7.2	8,420,518	0.8
UNION SAVINGS BANK	1	25,000	3	326,400	3	730,935	0	0	7	1.5	1,082,335	0.1
UNITED STATES OF AMERI	0	0	0	0	0	0	0	0	0	0	0	0
WELLS FARGO BANK	0	0	0	0	0	0	1	1,840,000	1	0.2	1,840,000	0.2
All Others	14	299,040	39	4,945,005	60	19,181,170	25	849,348,448	138	30.3	873,773,663	85.8
<b>TOTALS</b>	<b>47</b>	<b>1,235,450</b>	<b>150</b>	<b>17,997,452</b>	<b>195</b>	<b>60,718,215</b>	<b>64</b>	<b>938,166,208</b>	<b>456</b>	<b>100</b>	<b>1,018,117,325</b>	<b>100</b>



People who care. Service you trust.

All mortgages on Monroe County property, both residential and commercial, filed with the Monroe County Recorder during the month of February 2026.

Lender	0 to \$75,000		\$75,001 to \$199,999		\$200,000-\$806,500		\$806,501 & up		Total		Total Amount	%
	Docs	Amount	Docs	Amount	Docs	Amount	Docs	Amount	Docs	%		
BANK OF AMERICA	0	0	0	0	1	500,000	0	0	1	0.5	500,000	0.1
BAXTER CREDIT UNION	0	0	0	0	1	214,000	0	0	1	0.5	214,000	0
BEDFORD FSB	0	0	2	251,000	2	625,000	0	0	4	2	876,000	0.2
CMG HOME LOANS	1	8,750	1	194,050	4	1,107,471	0	0	6	3	1,310,271	0.2
CRANE CREDIT UNION	1	65,000	0	0	1	220,000	0	0	2	1	285,000	0.1
FAIR WAY LENDING	0	0	0	0	0	0	0	0	0	0	0	0
FARM CREDIT MID AMERIC	0	0	0	0	0	0	0	0	0	0	0	0
FARMERS AND MECHANICS	1	50,000	0	0	0	0	0	0	1	0.5	50,000	0
FIFTH THIRD BANK	1	73,000	1	76,312	2	772,240	1	1,536,000	5	2.5	2,457,552	0.5
FIRST FINANCIAL BANK	0	0	1	100,000	1	596,100	0	0	2	1	696,100	0.1
FREEDOM HOME MORTGAGE	0	0	0	0	0	0	0	0	0	0	0	0
GERMAN AMERICAN BANCOR	2	55,000	2	288,000	1	514,250	1	4,343,404	6	3	5,200,654	1
HALLMARK HOME MTG	0	0	0	0	0	0	0	0	0	0	0	0
HOOSIER HILLS CREDIT U	0	0	3	409,125	1	205,640	0	0	4	2	614,765	0.1
INDIANA UNIVERSITY CRE	9	249,400	11	1,380,093	17	5,795,007	2	2,750,000	39	19.3	10,174,500	1.9
JACKSON COUNTY BANK	0	0	2	299,200	5	2,302,000	1	1,388,583	8	4	3,989,783	0.7
JPMORGAN CHASE BANK	0	0	2	378,000	2	762,300	1	832,750	5	2.5	1,973,050	0.4
LOANDEPOTCOM	1	74,255	0	0	0	0	0	0	1	0.5	74,255	0
MORTGAGE MASTERS	0	0	0	0	1	637,500	0	0	1	0.5	637,500	0.1
NORTHWEST BANK	0	0	0	0	0	0	0	0	0	0	0	0
OLD NATIONAL BANK	3	149,000	0	0	2	496,000	0	0	5	2.5	645,000	0.1
OWEN COUNTY STATE BANK	0	0	0	0	0	0	0	0	0	0	0	0
PEOPLES STATE BANK	2	40,000	1	154,000	7	2,297,750	1	1,000,000	11	5.4	3,491,750	0.7
PRIMELENDING	0	0	0	0	0	0	0	0	0	0	0	0
REGIONS BANK	0	0	0	0	0	0	0	0	0	0	0	0
REGIONS MORTGAGE	0	0	0	0	0	0	0	0	0	0	0	0
ROCKET MORTGAGE	0	0	5	551,664	8	2,659,017	0	0	13	6.4	3,210,681	0.6
RUOFF MORTGAGE	0	0	3	417,482	17	5,144,241	0	0	20	9.9	5,561,723	1
UNION SAVINGS BANK	1	25,000	1	100,000	2	496,935	0	0	4	2	621,935	0.1
UNITED STATES OF AMERI	0	0	0	0	0	0	0	0	0	0	0	0
WELLS FARGO BANK	0	0	0	0	0	0	0	0	0	0	0	0
All Others	10	335,694	14	1,746,534	32	11,167,461	7	481,270,000	63	31.2	494,519,689	92.1
<b>TOTALS</b>	<b>32</b>	<b>1,125,099</b>	<b>49</b>	<b>6,345,460</b>	<b>107</b>	<b>36,512,912</b>	<b>14</b>	<b>493,120,737</b>	<b>202</b>	<b>100</b>	<b>537,104,208</b>	<b>100</b>



All mortgages on Monroe County property, both residential and commercial, filed with the Monroe County Recorder during 2026.

Lender	\$0 to \$75,000		\$75,001 to \$199,999		\$200,000-\$806,500		\$806,501 & up		Total		Total	
	Docs	Amount	Docs	Amount	Docs	Amount	Docs	Amount	Docs	%	Amount	%
BANK OF AMERICA	0	0	0	0	1	500,000	0	0	1	0.2	500,000	0
BAXTER CREDIT UNION	0	0	0	0	1	214,000	0	0	1	0.2	214,000	0
BEDFORD FSB	0	0	3	427,000	5	2,246,000	0	0	8	1.8	2,673,000	0.3
CMG HOME LOANS	1	8,750	3	480,050	6	1,618,471	0	0	10	2.2	2,107,271	0.2
CRANE CREDIT UNION	2	95,000	1	92,000	1	220,000	0	0	4	0.9	407,000	0
FAIR WAY LENDING	0	0	3	400,500	0	0	0	0	3	0.7	400,500	0
FARM CREDIT MID AMERIC	0	0	0	0	2	585,625	0	0	2	0.4	585,625	0.1
FARMERS AND MECHANICS	1	50,000	0	0	1	280,000	0	0	2	0.4	330,000	0
FIFTH THIRD BANK	4	225,519	7	765,312	5	1,554,240	1	1,536,000	17	3.7	4,081,071	0.4
FIRST FINANCIAL BANK	2	84,983	1	100,000	3	1,370,750	3	42,522,000	9	2	44,077,733	4.3
FREEDOM HOME MORTGAGE	0	0	0	0	5	1,557,676	0	0	5	1.1	1,557,676	0.2
GERMAN AMERICAN BANCOR	3	105,000	7	959,000	7	2,549,570	2	9,400,008	19	4.2	13,013,578	1.3
HALLMARK HOME MTG	0	0	0	0	0	0	0	0	0	0	0	0
HOOSIER HILLS CREDIT U	0	0	3	409,125	6	2,187,140	0	0	9	2	2,596,265	0.3
INDIANA UNIVERSITY CRE	24	882,550	21	2,562,493	36	12,861,307	4	10,723,069	85	18.6	27,029,419	2.7
JACKSON COUNTY BANK	1	41,000	3	444,200	13	5,613,200	1	1,388,583	18	3.9	7,486,983	0.7
JPMORGAN CHASE BANK	0	0	2	378,000	7	2,293,100	1	832,750	10	2.2	3,503,850	0.3
LOANDEPOTCOM	2	144,255	0	0	0	0	0	0	2	0.4	144,255	0
MORTGAGE MASTERS	0	0	0	0	1	637,500	0	0	1	0.2	637,500	0.1
NORTHWEST BANK	0	0	0	0	0	0	0	0	0	0	0	0
OLD NATIONAL BANK	7	309,000	4	510,000	4	1,371,000	1	870,000	16	3.5	3,060,000	0.3
OWEN COUNTY STATE BANK	1	45,000	2	270,000	0	0	0	0	3	0.7	315,000	0
PEOPLES STATE BANK	5	210,400	5	725,250	10	3,736,400	4	6,600,000	24	5.3	11,272,050	1.1
PRIMELENDING	0	0	0	0	0	0	0	0	0	0	0	0
REGIONS BANK	0	0	1	100,000	0	0	0	0	1	0.2	100,000	0
REGIONS MORTGAGE	0	0	0	0	0	0	0	0	0	0	0	0
ROCKET MORTGAGE	0	0	12	1,566,135	14	4,486,698	1	855,200	27	5.9	6,908,033	0.7
RUOFF MORTGAGE	0	0	9	1,246,935	24	7,173,583	0	0	33	7.2	8,420,518	0.8
UNION SAVINGS BANK	2	85,000	2	266,400	3	730,935	0	0	7	1.5	1,082,335	0.1
UNITED STATES OF AMERI	0	0	0	0	0	0	0	0	0	0	0	0
WELLS FARGO BANK	0	0	0	0	0	0	1	1,840,000	1	0.2	1,840,000	0.2
All Others	22	752,653	31	4,491,392	70	25,727,168	15	842,802,450	138	30.3	873,773,663	85.8
<b>TOTALS</b>	<b>77</b>	<b>3,039,110</b>	<b>120</b>	<b>16,193,792</b>	<b>225</b>	<b>79,514,363</b>	<b>34</b>	<b>919,370,060</b>	<b>456</b>	<b>100</b>	<b>1,018,117,325</b>	<b>100</b>