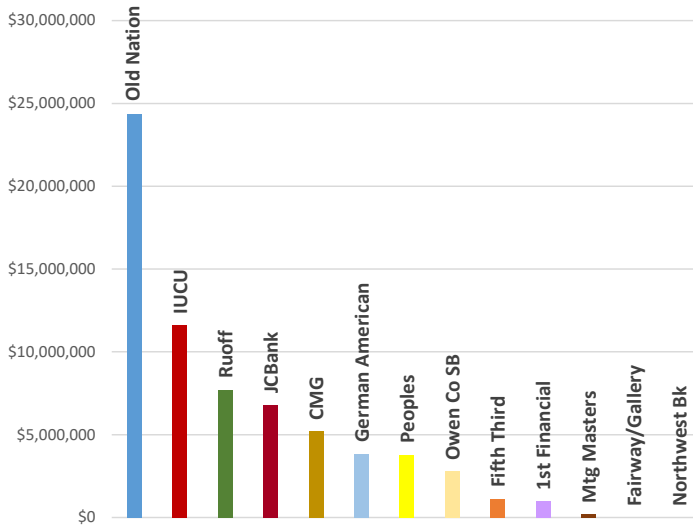


**Residential and commercial mortgages
filed in Monroe County during March 2026.**

Dollars - March 2026

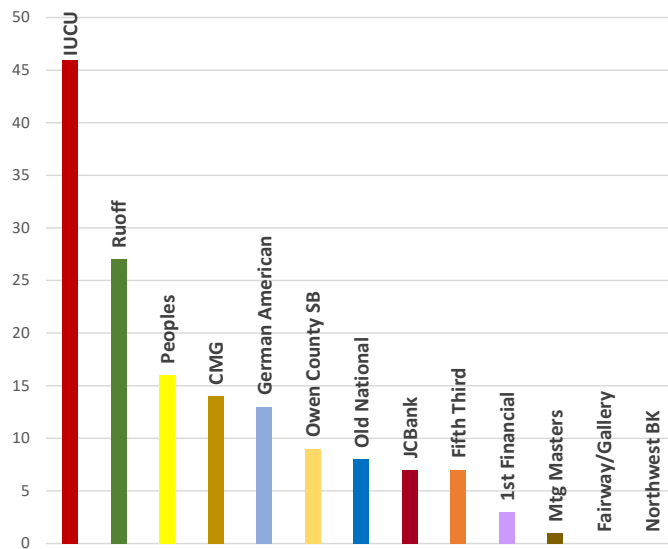


Old National	\$24,342,038
IUCU	\$11,616,006
Ruoff	\$7,719,544
JCBank	\$6,791,549
CMG	\$5,207,922
German American	\$3,855,431
Peoples	\$3,781,100
Owen Co SB	\$2,788,688
Fifth Third	\$1,134,375
1st Financial	\$1,006,955
Mtg Masters	\$219,705
Fair Way/Gallery	\$0
Northwest Bk	\$0

Note - Charts & tables do not include re-recordings or modifications.

Transactions - March 2026

IUCU	46
Ruoff	27
Peoples	16
CMG	14
German American	13
Owen Co SB	9
Old National	8
JCBank	7
Fifth Third	7
1st Financial	3
Mtg Masters	1
Fair Way/Gallery	0
Northwest Bk	0





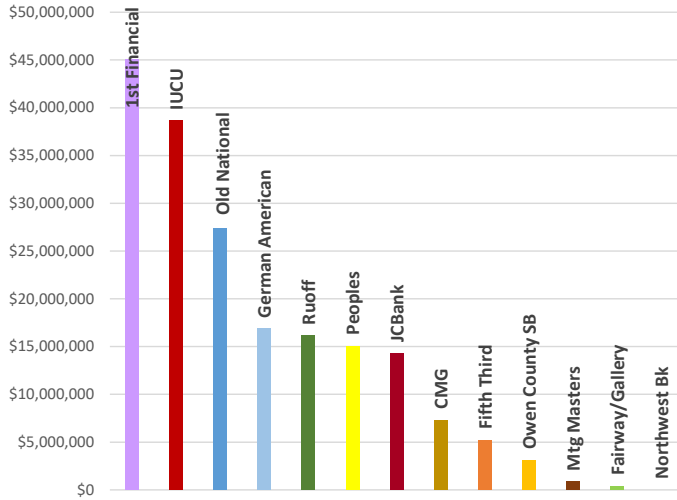
People who care. Service you trust.

All mortgages on Monroe County property, both residential and commercial, filed with the Monroe County Recorder during the month of March 2026.

Lender	0 to \$49,999		\$50,000 to \$199,999		\$200,000-\$499,999		\$500,000 & up		Total		Total	
	Docs	Amount	Docs	Amount	Docs	Amount	Docs	Amount	Docs	%	Amount	%
BANK OF AMERICA	0	0	0	0	0	0	0	0	0	0	0	0
BAXTER CREDIT UNION	0	0	1	174,503	1	215,000	0	0	2	0.6	389,503	0.3
BEDFORD FSB	0	0	1	121,000	4	1,438,405	1	565,000	6	1.9	2,124,405	1.9
CMG HOME LOANS	0	0	1	180,000	11	3,278,615	2	1,749,307	14	4.5	5,207,922	4.5
CRANE CREDIT UNION	0	0	0	0	1	220,000	0	0	1	0.3	220,000	0.2
FAIR WAY LENDING	0	0	0	0	0	0	0	0	0	0	0	0
FARM CREDIT MID AMERIC	0	0	0	0	0	0	1	750,000	1	0.3	750,000	0.7
FARMERS AND MECHANICS	0	0	1	75,000	6	2,293,000	0	0	7	2.2	2,368,000	2.1
FIFTH THIRD BANK	1	25,000	4	510,575	2	598,800	0	0	7	2.2	1,134,375	1
FIRST FINANCIAL BANK	0	0	0	0	3	1,006,955	0	0	3	1	1,006,955	0.9
FREEDOM HOME MORTGAGE	0	0	0	0	2	542,205	0	0	2	0.6	542,205	0.5
GERMAN AMERICAN BANCOR	1	15,584	1	50,000	10	2,672,097	1	1,117,750	13	4.1	3,855,431	3.4
HALLMARK HOME MTG	0	0	0	0	0	0	0	0	0	0	0	0
HOOSIER HILLS CREDIT U	0	0	2	125,000	1	391,792	0	0	3	1	516,792	0.5
INDIANA UNIVERSITY CRE	3	75,000	20	2,395,350	18	5,442,740	5	3,702,916	46	14.6	11,616,006	10.1
JACKSON COUNTY BANK	0	0	2	311,008	3	880,541	2	5,600,000	7	2.2	6,791,549	5.9
JPMORGAN CHASE BANK	0	0	4	639,400	4	1,394,000	1	550,000	9	2.9	2,583,400	2.3
LOANDEPOTCOM	0	0	4	522,521	0	0	1	521,499	5	1.6	1,044,020	0.9
MORTGAGE MASTERS	0	0	0	0	1	219,705	0	0	1	0.3	219,705	0.2
NORTHWEST BANK	0	0	0	0	0	0	0	0	0	0	0	0
OLD NATIONAL BANK	2	62,500	3	507,300	2	492,238	1	23,280,000	8	2.5	24,342,038	21.2
OWEN COUNTY STATE BANK	1	35,000	1	111,000	6	2,075,168	1	567,520	9	2.9	2,788,688	2.4
PEOPLES STATE BANK	0	0	7	855,600	7	1,808,500	2	1,117,000	16	5.1	3,781,100	3.3
PRIMELENDING	0	0	0	0	0	0	0	0	0	0	0	0
REGIONS BANK	0	0	2	135,000	0	0	1	500,000	3	1	635,000	0.6
REGIONS MORTGAGE	0	0	2	326,600	0	0	0	0	2	0.6	326,600	0.3
ROCKET MORTGAGE	0	0	6	789,536	3	853,056	1	512,050	10	3.2	2,154,642	1.9
RUOFF MORTGAGE	1	13,250	3	458,483	22	6,431,811	1	816,000	27	8.6	7,719,544	6.7
UNION SAVINGS BANK	0	0	1	125,000	1	460,500	0	0	2	0.6	585,500	0.5
UNITED STATES OF AMERI	0	0	0	0	0	0	0	0	0	0	0	0
WELLS FARGO BANK	0	0	0	0	0	0	0	0	0	0	0	0
All Others	7	130,609	36	3,970,182	54	16,765,155	13	11,062,225	110	35	31,928,171	27.9
TOTALS	16	356,943	102	12,383,058	162	49,480,283	34	52,411,267	314	100	114,631,551	100

**Residential and commercial mortgages
filed in Monroe County during 2026.**

Dollars - Year-to-Date through March 2026

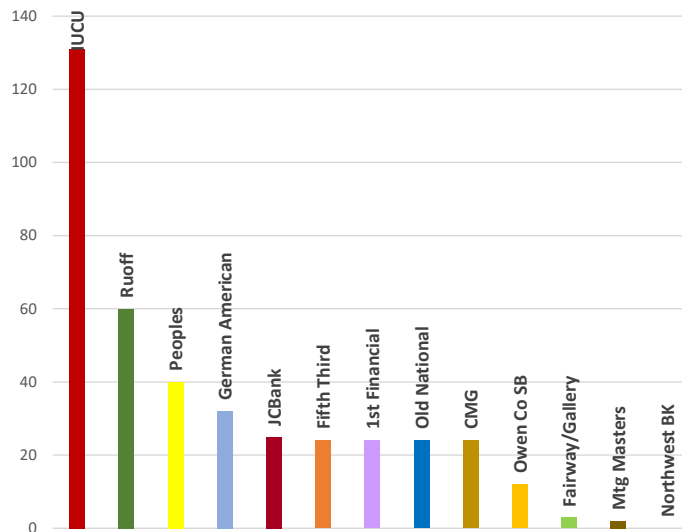


1st Financial	\$45,084,688
IUCU	\$38,645,425
Old National	\$27,402,038
German American	\$16,869,009
Ruoff	\$16,140,062
Peoples	\$15,053,150
JCBank	\$14,278,532
CMG	\$7,315,193
Fifth Third	\$5,215,446
Owen Co SB	\$3,103,688
Mtg Masters	\$857,205
Fair Way/Gallery	\$400,500
Northwest Bk	\$0

Note - Charts & tables do not include re-recordings or modifications.

Transactions - Year-to-Date through March 2026

IUCU	131
Ruoff	60
Peoples	40
German American	32
JCBank	25
Fifth Third	24
1st Financial	24
Old National	24
CMG	24
Owen Co SB	12
Fair Way/Gallery	3
Mtg Masters	2
Northwest Bk	0



All mortgages on Monroe County property, both residential and commercial, filed with the Monroe County Recorder during 2026.

Lender	0 to \$49,999		\$50,000 to \$199,999		\$200,000-\$499,999		\$500,000 & up		Total		Total	
	Docs	Amount	Docs	Amount	Docs	Amount	Docs	Amount	Docs	%	Amount	%
BANK OF AMERICA	0	0	0	0	0	0	1	500,000	1	0.1	500,000	0
BAXTER CREDIT UNION	0	0	1	174,503	2	429,000	0	0	3	0.4	603,503	0.1
BEDFORD FSB	0	0	4	548,000	7	2,268,405	3	1,981,000	14	1.8	4,797,405	0.4
CMG HOME LOANS	1	8,750	4	660,050	17	4,897,086	2	1,749,307	24	3.1	7,315,193	0.6
CRANE CREDIT UNION	1	30,000	2	157,000	2	440,000	0	0	5	0.6	627,000	0.1
FAIR WAY LENDING	0	0	3	400,500	0	0	0	0	3	0.4	400,500	0
FARM CREDIT MID AMERIC	0	0	0	0	2	585,625	1	750,000	3	0.4	1,335,625	0.1
FARMERS AND MECHANICS	0	0	2	125,000	7	2,573,000	0	0	9	1.2	2,698,000	0.2
FIFTH THIRD BANK	1	25,000	15	1,501,406	7	2,153,040	1	1,536,000	24	3.1	5,215,446	0.5
FIRST FINANCIAL BANK	1	30,260	2	154,723	5	1,781,605	4	43,118,100	12	1.6	45,084,688	4
FREEDOM HOME MORTGAGE	0	0	0	0	7	2,099,881	0	0	7	0.9	2,099,881	0.2
GERMAN AMERICAN BANCOR	3	70,584	9	1,059,000	15	4,049,417	5	11,690,008	32	4.2	16,869,009	1.5
HALLMARK HOME MTG	0	0	0	0	0	0	0	0	0	0	0	0
HOOSIER HILLS CREDIT U	0	0	5	534,125	6	2,028,932	1	550,000	12	1.6	3,113,057	0.3
INDIANA UNIVERSITY CRE	22	616,400	46	5,298,993	50	15,624,197	13	17,105,835	131	17	38,645,425	3.4
JACKSON COUNTY BANK	1	41,000	5	755,208	14	5,201,741	5	8,280,583	25	3.2	14,278,532	1.3
JPMORGAN CHASE BANK	0	0	6	1,017,400	11	3,687,100	2	1,382,750	19	2.5	6,087,250	0.5
LOANDEPOTCOM	0	0	6	666,776	0	0	1	521,499	7	0.9	1,188,275	0.1
MORTGAGE MASTERS	0	0	0	0	1	219,705	1	637,500	2	0.3	857,205	0.1
NORTHWEST BANK	0	0	0	0	0	0	0	0	0	0	0	0
OLD NATIONAL BANK	6	182,500	10	1,206,300	5	1,238,238	3	24,775,000	24	3.1	27,402,038	2.4
OWEN COUNTY STATE BANK	2	80,000	3	381,000	6	2,075,168	1	567,520	12	1.6	3,103,688	0.3
PEOPLES STATE BANK	2	40,000	15	1,751,250	15	4,459,750	8	8,802,150	40	5.2	15,053,150	1.3
PRIMELENDING	0	0	0	0	0	0	0	0	0	0	0	0
REGIONS BANK	0	0	3	235,000	0	0	1	500,000	4	0.5	735,000	0.1
REGIONS MORTGAGE	0	0	2	326,600	0	0	0	0	2	0.3	326,600	0
ROCKET MORTGAGE	0	0	18	2,355,671	16	4,702,254	3	2,004,750	37	4.8	9,062,675	0.8
RUOFF MORTGAGE	1	13,250	12	1,705,418	44	12,546,594	3	1,874,800	60	7.8	16,140,062	1.4
UNION SAVINGS BANK	1	25,000	4	451,400	4	1,191,435	0	0	9	1.2	1,667,835	0.1
UNITED STATES OF AMERI	0	0	0	0	0	0	0	0	0	0	0	0
WELLS FARGO BANK	0	0	0	0	0	0	1	1,840,000	1	0.1	1,840,000	0.2
All Others	21	429,649	75	8,915,187	114	35,946,325	38	860,410,673	248	32.2	905,701,834	80
TOTALS	63	1,592,393	252	30,380,510	357	110,198,498	98	990,577,475	770	100	1,132,748,876	100



People who care. Service you trust.

All mortgages on Monroe County property, both residential and commercial, filed with the Monroe County Recorder during the month of March 2026.

Lender	0 to \$75,000		\$75,001 to \$199,999		\$200,000-\$806,500		\$806,501 & up		Total		Total	
	Docs	Amount	Docs	Amount	Docs	Amount	Docs	Amount	Docs	%	Amount	%
BANK OF AMERICA	0	0	0	0	0	0	0	0	0	0	0	0
BAXTER CREDIT UNION	0	0	1	174,503	1	215,000	0	0	2	0.6	389,503	0.3
BEDFORD FSB	0	0	1	121,000	5	2,003,405	0	0	6	1.9	2,124,405	1.9
CMG HOME LOANS	0	0	1	180,000	11	3,278,615	2	1,749,307	14	4.5	5,207,922	4.5
CRANE CREDIT UNION	0	0	0	0	1	220,000	0	0	1	0.3	220,000	0.2
FAIR WAY LENDING	0	0	0	0	0	0	0	0	0	0	0	0
FARM CREDIT MID AMERIC	0	0	0	0	1	750,000	0	0	1	0.3	750,000	0.7
FARMERS AND MECHANICS	1	75,000	0	0	6	2,293,000	0	0	7	2.2	2,368,000	2.1
FIFTH THIRD BANK	1	25,000	4	510,575	2	598,800	0	0	7	2.2	1,134,375	1
FIRST FINANCIAL BANK	0	0	0	0	3	1,006,955	0	0	3	1	1,006,955	0.9
FREEDOM HOME MORTGAGE	0	0	0	0	2	542,205	0	0	2	0.6	542,205	0.5
GERMAN AMERICAN BANCOR	2	65,584	0	0	10	2,672,097	1	1,117,750	13	4.1	3,855,431	3.4
HALLMARK HOME MTG	0	0	0	0	0	0	0	0	0	0	0	0
HOOSIER HILLS CREDIT U	2	125,000	0	0	1	391,792	0	0	3	1	516,792	0.5
INDIANA UNIVERSITY CRE	6	286,000	17	2,184,350	22	7,705,656	1	1,440,000	46	14.6	11,616,006	10.1
JACKSON COUNTY BANK	0	0	2	311,008	3	880,541	2	5,600,000	7	2.2	6,791,549	5.9
JPMORGAN CHASE BANK	0	0	4	639,400	5	1,944,000	0	0	9	2.9	2,583,400	2.3
LOANDEPOTCOM	1	70,000	3	452,521	1	521,499	0	0	5	1.6	1,044,020	0.9
MORTGAGE MASTERS	0	0	0	0	1	219,705	0	0	1	0.3	219,705	0.2
NORTHWEST BANK	0	0	0	0	0	0	0	0	0	0	0	0
OLD NATIONAL BANK	2	62,500	3	507,300	2	492,238	1	23,280,000	8	2.5	24,342,038	21.2
OWEN COUNTY STATE BANK	1	35,000	1	111,000	7	2,642,688	0	0	9	2.9	2,788,688	2.4
PEOPLES STATE BANK	2	106,800	5	748,800	9	2,925,500	0	0	16	5.1	3,781,100	3.3
PRIMELENDING	0	0	0	0	0	0	0	0	0	0	0	0
REGIONS BANK	2	135,000	0	0	1	500,000	0	0	3	1	635,000	0.6
REGIONS MORTGAGE	0	0	2	326,600	0	0	0	0	2	0.6	326,600	0.3
ROCKET MORTGAGE	2	135,000	4	654,536	4	1,365,106	0	0	10	3.2	2,154,642	1.9
RUOFF MORTGAGE	1	13,250	3	458,483	22	6,431,811	1	816,000	27	8.6	7,719,544	6.7
UNION SAVINGS BANK	0	0	1	125,000	1	460,500	0	0	2	0.6	585,500	0.5
UNITED STATES OF AMERI	0	0	0	0	0	0	0	0	0	0	0	0
WELLS FARGO BANK	0	0	0	0	0	0	0	0	0	0	0	0
All Others	17	756,741	26	3,344,050	63	22,572,100	4	5,255,280	110	35	31,928,171	27.9
TOTALS	40	1,890,875	78	10,849,126	184	62,633,213	12	39,258,337	314	100	114,631,551	100

All mortgages on Monroe County property, both residential and commercial, filed with the Monroe County Recorder during 2026.

Lender	0 to \$75,000		\$75,001 to \$199,999		\$200,000-\$806,500		\$806,501 & up		Total		Total	
	Docs	Amount	Docs	Amount	Docs	Amount	Docs	Amount	Docs	%	Amount	%
BANK OF AMERICA	0	0	0	0	1	500,000	0	0	1	0.1	500,000	0
BAXTER CREDIT UNION	0	0	1	174,503	2	429,000	0	0	3	0.4	603,503	0.1
BEDFORD FSB	0	0	4	548,000	10	4,249,405	0	0	14	1.8	4,797,405	0.4
CMG HOME LOANS	1	8,750	4	660,050	17	4,897,086	2	1,749,307	24	3.1	7,315,193	0.6
CRANE CREDIT UNION	2	95,000	1	92,000	2	440,000	0	0	5	0.6	627,000	0.1
FAIR WAY LENDING	0	0	3	400,500	0	0	0	0	3	0.4	400,500	0
FARM CREDIT MID AMERIC	0	0	0	0	3	1,335,625	0	0	3	0.4	1,335,625	0.1
FARMERS AND MECHANICS	2	125,000	0	0	7	2,573,000	0	0	9	1.2	2,698,000	0.2
FIFTH THIRD BANK	5	250,519	11	1,275,887	7	2,153,040	1	1,536,000	24	3.1	5,215,446	0.5
FIRST FINANCIAL BANK	2	84,983	1	100,000	6	2,377,705	3	42,522,000	12	1.6	45,084,688	4
FREEDOM HOME MORTGAGE	0	0	0	0	7	2,099,881	0	0	7	0.9	2,099,881	0.2
GERMAN AMERICAN BANCOR	5	170,584	7	959,000	17	5,221,667	3	10,517,758	32	4.2	16,869,009	1.5
HALLMARK HOME MTG	0	0	0	0	0	0	0	0	0	0	0	0
HOOSIER HILLS CREDIT U	2	125,000	3	409,125	7	2,578,932	0	0	12	1.6	3,113,057	0.3
INDIANA UNIVERSITY CRE	30	1,168,550	38	4,746,843	58	20,566,963	5	12,163,069	131	17	38,645,425	3.4
JACKSON COUNTY BANK	1	41,000	5	755,208	16	6,493,741	3	6,988,583	25	3.2	14,278,532	1.3
JPMORGAN CHASE BANK	0	0	6	1,017,400	12	4,237,100	1	832,750	19	2.5	6,087,250	0.5
LOANDEPOTCOM	3	214,255	3	452,521	1	521,499	0	0	7	0.9	1,188,275	0.1
MORTGAGE MASTERS	0	0	0	0	2	857,205	0	0	2	0.3	857,205	0.1
NORTHWEST BANK	0	0	0	0	0	0	0	0	0	0	0	0
OLD NATIONAL BANK	9	371,500	7	1,017,300	6	1,863,238	2	24,150,000	24	3.1	27,402,038	2.4
OWEN COUNTY STATE BANK	2	80,000	3	381,000	7	2,642,688	0	0	12	1.6	3,103,688	0.3
PEOPLES STATE BANK	7	317,200	10	1,474,050	19	6,661,900	4	6,600,000	40	5.2	15,053,150	1.3
PRIMELENDING	0	0	0	0	0	0	0	0	0	0	0	0
REGIONS BANK	2	135,000	1	100,000	1	500,000	0	0	4	0.5	735,000	0.1
REGIONS MORTGAGE	0	0	2	326,600	0	0	0	0	2	0.3	326,600	0
ROCKET MORTGAGE	2	135,000	16	2,220,671	18	5,851,804	1	855,200	37	4.8	9,062,675	0.8
RUOFF MORTGAGE	1	13,250	12	1,705,418	46	13,605,394	1	816,000	60	7.8	16,140,062	1.4
UNION SAVINGS BANK	2	85,000	3	391,400	4	1,191,435	0	0	9	1.2	1,667,835	0.1
UNITED STATES OF AMERI	0	0	0	0	0	0	0	0	0	0	0	0
WELLS FARGO BANK	0	0	0	0	0	0	1	1,840,000	1	0.1	1,840,000	0.2
All Others	39	1,509,394	57	7,835,442	133	48,299,268	19	848,057,730	248	32.2	905,701,834	80
TOTALS	117	4,929,985	198	27,042,918	409	142,147,576	46	958,628,397	770	100	1,132,748,876	100