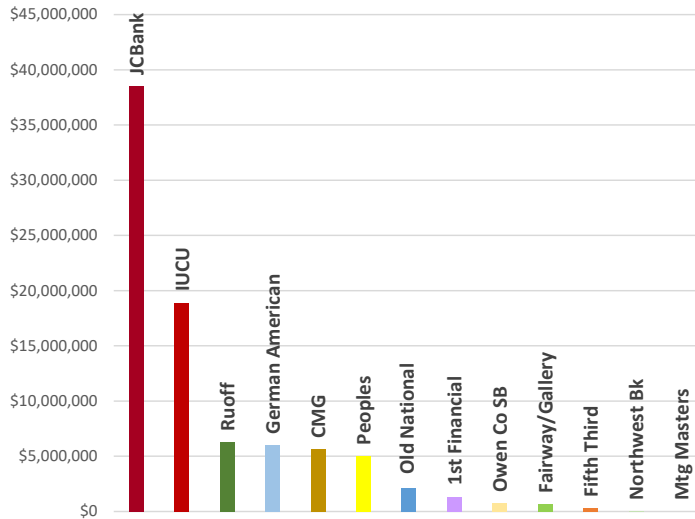


**Residential and commercial mortgages
filed in Monroe County during March 2026.**

Dollars - April 2026

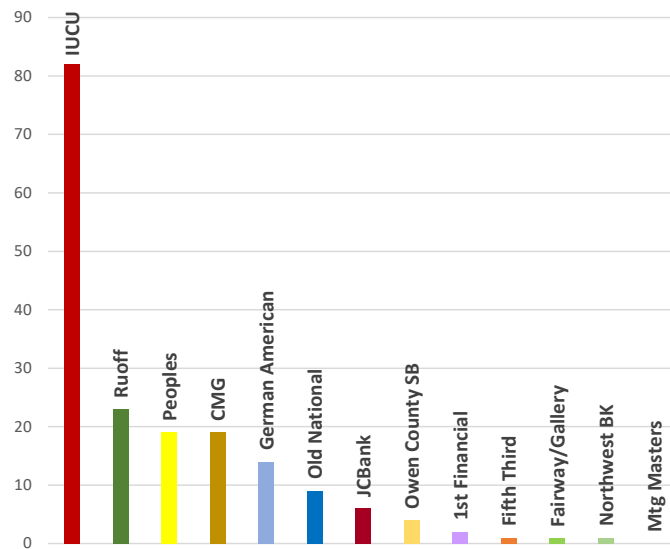


| | |
|------------------|--------------|
| JCBank | \$38,530,638 |
| IUCU | \$18,906,920 |
| Ruoff | \$6,280,077 |
| German American | \$6,005,750 |
| CMG | \$5,629,988 |
| Peoples | \$5,011,433 |
| Old National | \$2,167,575 |
| 1st Financial | \$1,347,000 |
| Owen Co SB | \$729,686 |
| Fair Way/Gallery | \$654,900 |
| Fifth Third | \$295,000 |
| Northwest Bk | \$30,000 |
| Mtg Masters | \$0 |

Note - Charts & tables do not include re-recordings or modifications.

Transactions - April 2026

| | |
|------------------|----|
| IUCU | 82 |
| Ruoff | 23 |
| Peoples | 19 |
| CMG | 19 |
| German American | 14 |
| Old National | 9 |
| JCBank | 6 |
| Owen Co SB | 4 |
| 1st Financial | 2 |
| Fifth Third | 1 |
| Fair Way/Gallery | 1 |
| Northwest Bk | 1 |
| Mtg Masters | 0 |





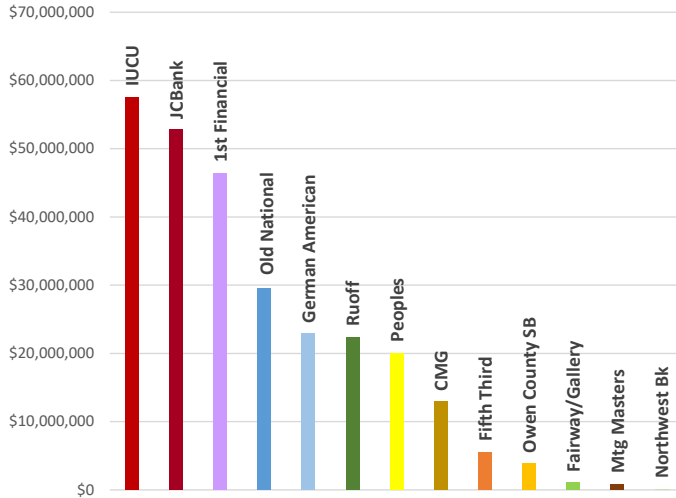
People who care. Service you trust.

All mortgages on Monroe County property, both residential and commercial, filed with the Monroe County Recorder during the month of April 2026.

| Lender | 0 to \$49,999 | | \$50,000 to \$199,999 | | \$200,000-\$499,999 | | \$500,000 & up | | Total | | Total | |
|------------------------|---------------|----------------|-----------------------|-------------------|---------------------|-------------------|----------------|-------------------|------------|------------|--------------------|------------|
| | Docs | Amount | Docs | Amount | Docs | Amount | Docs | Amount | Docs | % | Amount | % |
| BANK OF AMERICA | 0 | 0 | 1 | 100,000 | 0 | 0 | 1 | 504,000 | 2 | 0.6 | 604,000 | 0.4 |
| BAXTER CREDIT UNION | 0 | 0 | 1 | 85,000 | 2 | 617,999 | 0 | 0 | 3 | 0.9 | 702,999 | 0.5 |
| BEDFORD FSB | 1 | 37,000 | 1 | 176,000 | 3 | 784,000 | 0 | 0 | 5 | 1.4 | 997,000 | 0.7 |
| CMG HOME LOANS | 1 | 8,330 | 3 | 555,400 | 13 | 4,008,005 | 2 | 1,058,253 | 19 | 5.5 | 5,629,988 | 3.9 |
| CRANE CREDIT UNION | 0 | 0 | 2 | 160,000 | 0 | 0 | 0 | 0 | 2 | 0.6 | 160,000 | 0.1 |
| FAIR WAY LENDING | 0 | 0 | 0 | 0 | 0 | 0 | 1 | 654,900 | 1 | 0.3 | 654,900 | 0.5 |
| FARM CREDIT MID AMERIC | 0 | 0 | 1 | 117,361 | 1 | 368,000 | 1 | 608,192 | 3 | 0.9 | 1,093,553 | 0.8 |
| FARMERS AND MECHANICS | 0 | 0 | 0 | 0 | 1 | 200,000 | 1 | 517,000 | 2 | 0.6 | 717,000 | 0.5 |
| FIFTH THIRD BANK | 0 | 0 | 0 | 0 | 1 | 295,000 | 0 | 0 | 1 | 0.3 | 295,000 | 0.2 |
| FIRST FINANCIAL BANK | 0 | 0 | 1 | 115,000 | 0 | 0 | 1 | 1,232,000 | 2 | 0.6 | 1,347,000 | 0.9 |
| FREEDOM HOME MORTGAGE | 0 | 0 | 0 | 0 | 5 | 1,624,121 | 0 | 0 | 5 | 1.4 | 1,624,121 | 1.1 |
| GERMAN AMERICAN BANCOR | 0 | 0 | 5 | 827,000 | 4 | 1,068,000 | 5 | 4,110,750 | 14 | 4 | 6,005,750 | 4.2 |
| HALLMARK HOME MTG | 0 | 0 | 0 | 0 | 0 | 0 | 0 | 0 | 0 | 0 | 0 | 0 |
| HOOSIER HILLS CREDIT U | 0 | 0 | 3 | 343,000 | 1 | 249,000 | 0 | 0 | 4 | 1.1 | 592,000 | 0.4 |
| INDIANA UNIVERSITY CRE | 9 | 231,000 | 38 | 4,400,909 | 25 | 8,111,165 | 10 | 6,163,846 | 82 | 23.6 | 18,906,920 | 13.1 |
| JACKSON COUNTY BANK | 0 | 0 | 2 | 216,329 | 2 | 723,309 | 2 | 37,591,000 | 6 | 1.7 | 38,530,638 | 26.7 |
| JPMORGAN CHASE BANK | 0 | 0 | 2 | 294,000 | 4 | 1,411,000 | 1 | 832,750 | 7 | 2 | 2,537,750 | 1.8 |
| LOANDEPOTCOM | 0 | 0 | 3 | 385,289 | 0 | 0 | 0 | 0 | 3 | 0.9 | 385,289 | 0.3 |
| MORTGAGE MASTERS | 0 | 0 | 0 | 0 | 0 | 0 | 0 | 0 | 0 | 0 | 0 | 0 |
| NORTHWEST BANK | 1 | 30,000 | 0 | 0 | 0 | 0 | 0 | 0 | 1 | 0.3 | 30,000 | 0 |
| OLD NATIONAL BANK | 0 | 0 | 5 | 458,000 | 3 | 806,000 | 1 | 903,575 | 9 | 2.6 | 2,167,575 | 1.5 |
| OWEN COUNTY STATE BANK | 0 | 0 | 3 | 446,000 | 1 | 283,686 | 0 | 0 | 4 | 1.1 | 729,686 | 0.5 |
| PEOPLES STATE BANK | 0 | 0 | 9 | 1,005,700 | 8 | 2,860,961 | 2 | 1,144,772 | 19 | 5.5 | 5,011,433 | 3.5 |
| PRIMELENDING | 0 | 0 | 0 | 0 | 0 | 0 | 0 | 0 | 0 | 0 | 0 | 0 |
| REGIONS BANK | 1 | 31,900 | 1 | 90,000 | 1 | 200,000 | 0 | 0 | 3 | 0.9 | 321,900 | 0.2 |
| REGIONS MORTGAGE | 0 | 0 | 0 | 0 | 0 | 0 | 0 | 0 | 0 | 0 | 0 | 0 |
| ROCKET MORTGAGE | 1 | 45,000 | 5 | 647,857 | 5 | 1,295,450 | 1 | 540,000 | 12 | 3.4 | 2,528,307 | 1.8 |
| RUOFF MORTGAGE | 1 | 17,825 | 5 | 874,283 | 16 | 4,884,282 | 1 | 503,687 | 23 | 6.6 | 6,280,077 | 4.3 |
| UNION SAVINGS BANK | 0 | 0 | 2 | 183,150 | 1 | 297,500 | 0 | 0 | 3 | 0.9 | 480,650 | 0.3 |
| UNITED STATES OF AMERI | 0 | 0 | 0 | 0 | 0 | 0 | 0 | 0 | 0 | 0 | 0 | 0 |
| WELLS FARGO BANK | 0 | 0 | 1 | 188,000 | 0 | 0 | 0 | 0 | 1 | 0.3 | 188,000 | 0.1 |
| All Others | 14 | 292,988 | 33 | 4,452,022 | 55 | 16,765,842 | 10 | 24,351,323 | 112 | 32.2 | 45,862,175 | 31.8 |
| TOTALS | 29 | 694,043 | 127 | 16,120,300 | 152 | 46,853,320 | 40 | 80,716,048 | 348 | 100 | 144,383,711 | 100 |

**Residential and commercial mortgages
filed in Monroe County during 2026.**

Dollars - Year-to-Date through April 2026

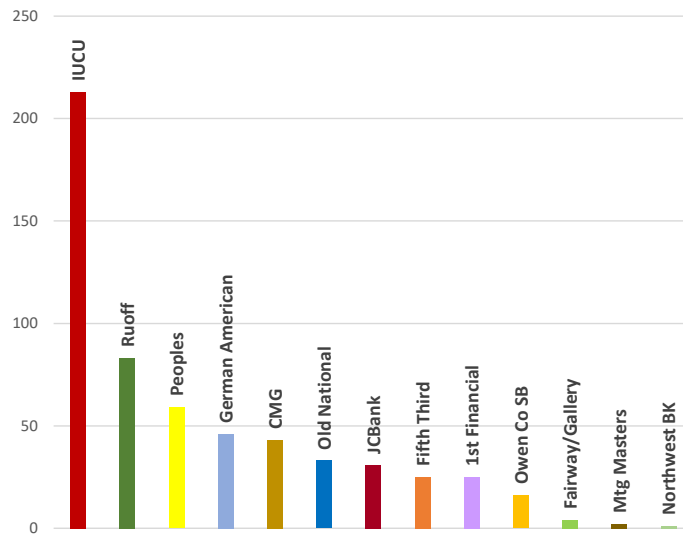


| | |
|-------------------------|---------------------|
| IUCU | \$57,552,345 |
| JCBank | \$52,809,170 |
| 1st Financial | \$46,431,688 |
| Old National | \$29,569,613 |
| German American | \$22,874,759 |
| Ruoff | \$22,420,139 |
| Peoples | \$20,064,583 |
| CMG | \$12,945,181 |
| Fifth Third | \$5,510,446 |
| Owen Co SB | \$3,833,374 |
| Fair Way/Gallery | \$1,055,400 |
| Mtg Masters | \$857,205 |
| Northwest Bk | \$30,000 |

Note - Charts & tables do not include re-recordings or modifications.

Transactions - Year-to-Date through April 2026

| | |
|-------------------------|------------|
| IUCU | 213 |
| Ruoff | 83 |
| Peoples | 59 |
| German American | 46 |
| CMG | 43 |
| Old National | 33 |
| JCBank | 31 |
| Fifth Third | 25 |
| 1st Financial | 25 |
| Owen Co SB | 16 |
| Fair Way/Gallery | 4 |
| Mtg Masters | 2 |
| Northwest Bk | 1 |



All mortgages on Monroe County property, both residential and commercial, filed with the Monroe County Recorder during 2026.

| Lender | 0 to \$49,999 | | \$50,000 to \$199,999 | | \$200,000-\$499,999 | | \$500,000 & up | | Total | | Total | |
|------------------------|---------------|------------------|-----------------------|-------------------|---------------------|--------------------|----------------|----------------------|-------------|------------|----------------------|------------|
| | Docs | Amount | Docs | Amount | Docs | Amount | Docs | Amount | Docs | % | Amount | % |
| BANK OF AMERICA | 0 | 0 | 1 | 100,000 | 0 | 0 | 2 | 1,004,000 | 3 | 0.3 | 1,104,000 | 0.1 |
| BAXTER CREDIT UNION | 0 | 0 | 2 | 259,503 | 4 | 1,046,999 | 0 | 0 | 6 | 0.5 | 1,306,502 | 0.1 |
| BEDFORD FSB | 1 | 37,000 | 5 | 724,000 | 10 | 3,052,405 | 3 | 1,981,000 | 19 | 1.7 | 5,794,405 | 0.5 |
| CMG HOME LOANS | 2 | 17,080 | 7 | 1,215,450 | 30 | 8,905,091 | 4 | 2,807,560 | 43 | 3.8 | 12,945,181 | 1 |
| CRANE CREDIT UNION | 1 | 30,000 | 4 | 317,000 | 2 | 440,000 | 0 | 0 | 7 | 0.6 | 787,000 | 0.1 |
| FAIR WAY LENDING | 0 | 0 | 3 | 400,500 | 0 | 0 | 1 | 654,900 | 4 | 0.4 | 1,055,400 | 0.1 |
| FARM CREDIT MID AMERIC | 0 | 0 | 1 | 117,361 | 3 | 953,625 | 2 | 1,358,192 | 6 | 0.5 | 2,429,178 | 0.2 |
| FARMERS AND MECHANICS | 0 | 0 | 2 | 125,000 | 8 | 2,773,000 | 1 | 517,000 | 11 | 1 | 3,415,000 | 0.3 |
| FIFTH THIRD BANK | 1 | 25,000 | 15 | 1,501,406 | 8 | 2,448,040 | 1 | 1,536,000 | 25 | 2.2 | 5,510,446 | 0.4 |
| FIRST FINANCIAL BANK | 1 | 30,260 | 3 | 269,723 | 5 | 1,781,605 | 5 | 44,350,100 | 14 | 1.3 | 46,431,688 | 3.6 |
| FREEDOM HOME MORTGAGE | 0 | 0 | 0 | 0 | 12 | 3,724,002 | 0 | 0 | 12 | 1.1 | 3,724,002 | 0.3 |
| GERMAN AMERICAN BANCOR | 3 | 70,584 | 14 | 1,886,000 | 19 | 5,117,417 | 10 | 15,800,758 | 46 | 4.1 | 22,874,759 | 1.8 |
| HALLMARK HOME MTG | 0 | 0 | 0 | 0 | 0 | 0 | 0 | 0 | 0 | 0 | 0 | 0 |
| HOOSIER HILLS CREDIT U | 0 | 0 | 8 | 877,125 | 7 | 2,277,932 | 1 | 550,000 | 16 | 1.4 | 3,705,057 | 0.3 |
| INDIANA UNIVERSITY CRE | 31 | 847,400 | 84 | 9,699,902 | 75 | 23,735,362 | 23 | 23,269,681 | 213 | 19.1 | 57,552,345 | 4.5 |
| JACKSON COUNTY BANK | 1 | 41,000 | 7 | 971,537 | 16 | 5,925,050 | 7 | 45,871,583 | 31 | 2.8 | 52,809,170 | 4.1 |
| JPMORGAN CHASE BANK | 0 | 0 | 8 | 1,311,400 | 15 | 5,098,100 | 3 | 2,215,500 | 26 | 2.3 | 8,625,000 | 0.7 |
| LOANDEPOTCOM | 0 | 0 | 9 | 1,052,065 | 0 | 0 | 1 | 521,499 | 10 | 0.9 | 1,573,564 | 0.1 |
| MORTGAGE MASTERS | 0 | 0 | 0 | 0 | 1 | 219,705 | 1 | 637,500 | 2 | 0.2 | 857,205 | 0.1 |
| NORTHWEST BANK | 1 | 30,000 | 0 | 0 | 0 | 0 | 0 | 0 | 1 | 0.1 | 30,000 | 0 |
| OLD NATIONAL BANK | 6 | 182,500 | 15 | 1,664,300 | 8 | 2,044,238 | 4 | 25,678,575 | 33 | 3 | 29,569,613 | 2.3 |
| OWEN COUNTY STATE BANK | 2 | 80,000 | 6 | 827,000 | 7 | 2,358,854 | 1 | 567,520 | 16 | 1.4 | 3,833,374 | 0.3 |
| PEOPLES STATE BANK | 2 | 40,000 | 24 | 2,756,950 | 23 | 7,320,711 | 10 | 9,946,922 | 59 | 5.3 | 20,064,583 | 1.6 |
| PRIMELENDING | 0 | 0 | 0 | 0 | 0 | 0 | 0 | 0 | 0 | 0 | 0 | 0 |
| REGIONS BANK | 1 | 31,900 | 4 | 325,000 | 1 | 200,000 | 1 | 500,000 | 7 | 0.6 | 1,056,900 | 0.1 |
| REGIONS MORTGAGE | 0 | 0 | 2 | 326,600 | 0 | 0 | 0 | 0 | 2 | 0.2 | 326,600 | 0 |
| ROCKET MORTGAGE | 1 | 45,000 | 23 | 3,003,528 | 21 | 5,997,704 | 4 | 2,544,750 | 49 | 4.4 | 11,590,982 | 0.9 |
| RUOFF MORTGAGE | 2 | 31,075 | 17 | 2,579,701 | 60 | 17,430,876 | 4 | 2,378,487 | 83 | 7.4 | 22,420,139 | 1.8 |
| UNION SAVINGS BANK | 1 | 25,000 | 6 | 634,550 | 5 | 1,488,935 | 0 | 0 | 12 | 1.1 | 2,148,485 | 0.2 |
| UNITED STATES OF AMERI | 0 | 0 | 0 | 0 | 0 | 0 | 0 | 0 | 0 | 0 | 0 | 0 |
| WELLS FARGO BANK | 0 | 0 | 1 | 188,000 | 0 | 0 | 1 | 1,840,000 | 2 | 0.2 | 2,028,000 | 0.2 |
| All Others | 35 | 722,637 | 108 | 13,367,209 | 169 | 52,712,167 | 48 | 884,761,996 | 360 | 32.2 | 951,564,009 | 74.5 |
| TOTALS | 92 | 2,286,436 | 379 | 46,500,810 | 509 | 157,051,818 | 138 | 1,071,293,523 | 1118 | 100 | 1,277,132,587 | 100 |



People who care. Service you trust.

All mortgages on Monroe County property, both residential and commercial, filed with the Monroe County Recorder during the month of April 2026.

| Lender | 0 to \$75,000 | | \$75,001 to \$199,999 | | \$200,000-\$806,500 | | \$806,501 & up | | Total | | Total | |
|------------------------|---------------|------------------|-----------------------|-------------------|---------------------|-------------------|----------------|-------------------|------------|------------|--------------------|------------|
| | Docs | Amount | Docs | Amount | Docs | Amount | Docs | Amount | Docs | % | Amount | % |
| BANK OF AMERICA | 0 | 0 | 1 | 100,000 | 1 | 504,000 | 0 | 0 | 2 | 0.6 | 604,000 | 0.4 |
| BAXTER CREDIT UNION | 0 | 0 | 1 | 85,000 | 2 | 617,999 | 0 | 0 | 3 | 0.9 | 702,999 | 0.5 |
| BEDFORD FSB | 1 | 37,000 | 1 | 176,000 | 3 | 784,000 | 0 | 0 | 5 | 1.4 | 997,000 | 0.7 |
| CMG HOME LOANS | 1 | 8,330 | 3 | 555,400 | 15 | 5,066,258 | 0 | 0 | 19 | 5.5 | 5,629,988 | 3.9 |
| CRANE CREDIT UNION | 1 | 60,000 | 1 | 100,000 | 0 | 0 | 0 | 0 | 2 | 0.6 | 160,000 | 0.1 |
| FAIR WAY LENDING | 0 | 0 | 0 | 0 | 1 | 654,900 | 0 | 0 | 1 | 0.3 | 654,900 | 0.5 |
| FARM CREDIT MID AMERIC | 0 | 0 | 1 | 117,361 | 2 | 976,192 | 0 | 0 | 3 | 0.9 | 1,093,553 | 0.8 |
| FARMERS AND MECHANICS | 0 | 0 | 0 | 0 | 2 | 717,000 | 0 | 0 | 2 | 0.6 | 717,000 | 0.5 |
| FIFTH THIRD BANK | 0 | 0 | 0 | 0 | 1 | 295,000 | 0 | 0 | 1 | 0.3 | 295,000 | 0.2 |
| FIRST FINANCIAL BANK | 0 | 0 | 1 | 115,000 | 0 | 0 | 1 | 1,232,000 | 2 | 0.6 | 1,347,000 | 0.9 |
| FREEDOM HOME MORTGAGE | 0 | 0 | 0 | 0 | 5 | 1,624,121 | 0 | 0 | 5 | 1.4 | 1,624,121 | 1.1 |
| GERMAN AMERICAN BANCOR | 1 | 75,000 | 4 | 752,000 | 7 | 2,696,000 | 2 | 2,482,750 | 14 | 4 | 6,005,750 | 4.2 |
| HALLMARK HOME MTG | 0 | 0 | 0 | 0 | 0 | 0 | 0 | 0 | 0 | 0 | 0 | 0 |
| HOOSIER HILLS CREDIT U | 0 | 0 | 3 | 343,000 | 1 | 249,000 | 0 | 0 | 4 | 1.1 | 592,000 | 0.4 |
| INDIANA UNIVERSITY CRE | 17 | 711,700 | 30 | 3,920,209 | 34 | 13,325,011 | 1 | 950,000 | 82 | 23.6 | 18,906,920 | 13.1 |
| JACKSON COUNTY BANK | 1 | 60,000 | 1 | 156,329 | 2 | 723,309 | 2 | 37,591,000 | 6 | 1.7 | 38,530,638 | 26.7 |
| JPMORGAN CHASE BANK | 0 | 0 | 2 | 294,000 | 4 | 1,411,000 | 1 | 832,750 | 7 | 2 | 2,537,750 | 1.8 |
| LOANDEPOTCOM | 0 | 0 | 3 | 385,289 | 0 | 0 | 0 | 0 | 3 | 0.9 | 385,289 | 0.3 |
| MORTGAGE MASTERS | 0 | 0 | 0 | 0 | 0 | 0 | 0 | 0 | 0 | 0 | 0 | 0 |
| NORTHWEST BANK | 1 | 30,000 | 0 | 0 | 0 | 0 | 0 | 0 | 1 | 0.3 | 30,000 | 0 |
| OLD NATIONAL BANK | 2 | 110,000 | 3 | 348,000 | 3 | 806,000 | 1 | 903,575 | 9 | 2.6 | 2,167,575 | 1.5 |
| OWEN COUNTY STATE BANK | 0 | 0 | 3 | 446,000 | 1 | 283,686 | 0 | 0 | 4 | 1.1 | 729,686 | 0.5 |
| PEOPLES STATE BANK | 4 | 217,000 | 5 | 788,700 | 10 | 4,005,733 | 0 | 0 | 19 | 5.5 | 5,011,433 | 3.5 |
| PRIMELENDING | 0 | 0 | 0 | 0 | 0 | 0 | 0 | 0 | 0 | 0 | 0 | 0 |
| REGIONS BANK | 1 | 31,900 | 1 | 90,000 | 1 | 200,000 | 0 | 0 | 3 | 0.9 | 321,900 | 0.2 |
| REGIONS MORTGAGE | 0 | 0 | 0 | 0 | 0 | 0 | 0 | 0 | 0 | 0 | 0 | 0 |
| ROCKET MORTGAGE | 2 | 120,000 | 4 | 572,857 | 6 | 1,835,450 | 0 | 0 | 12 | 3.4 | 2,528,307 | 1.8 |
| RUOFF MORTGAGE | 1 | 17,825 | 5 | 874,283 | 17 | 5,387,969 | 0 | 0 | 23 | 6.6 | 6,280,077 | 4.3 |
| UNION SAVINGS BANK | 0 | 0 | 2 | 183,150 | 1 | 297,500 | 0 | 0 | 3 | 0.9 | 480,650 | 0.3 |
| UNITED STATES OF AMERI | 0 | 0 | 0 | 0 | 0 | 0 | 0 | 0 | 0 | 0 | 0 | 0 |
| WELLS FARGO BANK | 0 | 0 | 1 | 188,000 | 0 | 0 | 0 | 0 | 1 | 0.3 | 188,000 | 0.1 |
| All Others | 17 | 469,186 | 30 | 4,275,824 | 60 | 19,611,958 | 5 | 21,505,207 | 112 | 32.2 | 45,862,175 | 31.8 |
| TOTALS | 50 | 1,947,941 | 106 | 14,866,402 | 179 | 62,072,086 | 13 | 65,497,282 | 348 | 100 | 144,383,711 | 100 |

All mortgages on Monroe County property, both residential and commercial, filed with the Monroe County Recorder during 2026.

| Lender | 0 to \$75,000 | | \$75,001 to \$199,999 | | \$200,000-\$806,500 | | \$806,501 & up | | Total | | Total | |
|------------------------|---------------|------------------|-----------------------|-------------------|---------------------|--------------------|----------------|----------------------|-------------|------------|----------------------|------------|
| | Docs | Amount | Docs | Amount | Docs | Amount | Docs | Amount | Docs | % | Amount | % |
| BANK OF AMERICA | 0 | 0 | 1 | 100,000 | 2 | 1,004,000 | 0 | 0 | 3 | 0.3 | 1,104,000 | 0.1 |
| BAXTER CREDIT UNION | 0 | 0 | 2 | 259,503 | 4 | 1,046,999 | 0 | 0 | 6 | 0.5 | 1,306,502 | 0.1 |
| BEDFORD FSB | 1 | 37,000 | 5 | 724,000 | 13 | 5,033,405 | 0 | 0 | 19 | 1.7 | 5,794,405 | 0.5 |
| CMG HOME LOANS | 2 | 17,080 | 7 | 1,215,450 | 32 | 9,963,344 | 2 | 1,749,307 | 43 | 3.8 | 12,945,181 | 1 |
| CRANE CREDIT UNION | 3 | 155,000 | 2 | 192,000 | 2 | 440,000 | 0 | 0 | 7 | 0.6 | 787,000 | 0.1 |
| FAIR WAY LENDING | 0 | 0 | 3 | 400,500 | 1 | 654,900 | 0 | 0 | 4 | 0.4 | 1,055,400 | 0.1 |
| FARM CREDIT MID AMERIC | 0 | 0 | 1 | 117,361 | 5 | 2,311,817 | 0 | 0 | 6 | 0.5 | 2,429,178 | 0.2 |
| FARMERS AND MECHANICS | 2 | 125,000 | 0 | 0 | 9 | 3,290,000 | 0 | 0 | 11 | 1 | 3,415,000 | 0.3 |
| FIFTH THIRD BANK | 5 | 250,519 | 11 | 1,275,887 | 8 | 2,448,040 | 1 | 1,536,000 | 25 | 2.2 | 5,510,446 | 0.4 |
| FIRST FINANCIAL BANK | 2 | 84,983 | 2 | 215,000 | 6 | 2,377,705 | 4 | 43,754,000 | 14 | 1.3 | 46,431,688 | 3.6 |
| FREEDOM HOME MORTGAGE | 0 | 0 | 0 | 0 | 12 | 3,724,002 | 0 | 0 | 12 | 1.1 | 3,724,002 | 0.3 |
| GERMAN AMERICAN BANCOR | 6 | 245,584 | 11 | 1,711,000 | 24 | 7,917,667 | 5 | 13,000,508 | 46 | 4.1 | 22,874,759 | 1.8 |
| HALLMARK HOME MTG | 0 | 0 | 0 | 0 | 0 | 0 | 0 | 0 | 0 | 0 | 0 | 0 |
| HOOSIER HILLS CREDIT U | 2 | 125,000 | 6 | 752,125 | 8 | 2,827,932 | 0 | 0 | 16 | 1.4 | 3,705,057 | 0.3 |
| INDIANA UNIVERSITY CRE | 47 | 1,880,250 | 68 | 8,667,052 | 92 | 33,891,974 | 6 | 13,113,069 | 213 | 19.1 | 57,552,345 | 4.5 |
| JACKSON COUNTY BANK | 2 | 101,000 | 6 | 911,537 | 18 | 7,217,050 | 5 | 44,579,583 | 31 | 2.8 | 52,809,170 | 4.1 |
| JPMORGAN CHASE BANK | 0 | 0 | 8 | 1,311,400 | 16 | 5,648,100 | 2 | 1,665,500 | 26 | 2.3 | 8,625,000 | 0.7 |
| LOANDEPOTCOM | 3 | 214,255 | 6 | 837,810 | 1 | 521,499 | 0 | 0 | 10 | 0.9 | 1,573,564 | 0.1 |
| MORTGAGE MASTERS | 0 | 0 | 0 | 0 | 2 | 857,205 | 0 | 0 | 2 | 0.2 | 857,205 | 0.1 |
| NORTHWEST BANK | 1 | 30,000 | 0 | 0 | 0 | 0 | 0 | 0 | 1 | 0.1 | 30,000 | 0 |
| OLD NATIONAL BANK | 11 | 481,500 | 10 | 1,365,300 | 9 | 2,669,238 | 3 | 25,053,575 | 33 | 3 | 29,569,613 | 2.3 |
| OWEN COUNTY STATE BANK | 2 | 80,000 | 6 | 827,000 | 8 | 2,926,374 | 0 | 0 | 16 | 1.4 | 3,833,374 | 0.3 |
| PEOPLES STATE BANK | 11 | 534,200 | 15 | 2,262,750 | 29 | 10,667,633 | 4 | 6,600,000 | 59 | 5.3 | 20,064,583 | 1.6 |
| PRIMELENDING | 0 | 0 | 0 | 0 | 0 | 0 | 0 | 0 | 0 | 0 | 0 | 0 |
| REGIONS BANK | 3 | 166,900 | 2 | 190,000 | 2 | 700,000 | 0 | 0 | 7 | 0.6 | 1,056,900 | 0.1 |
| REGIONS MORTGAGE | 0 | 0 | 2 | 326,600 | 0 | 0 | 0 | 0 | 2 | 0.2 | 326,600 | 0 |
| ROCKET MORTGAGE | 4 | 255,000 | 20 | 2,793,528 | 24 | 7,687,254 | 1 | 855,200 | 49 | 4.4 | 11,590,982 | 0.9 |
| RUOFF MORTGAGE | 2 | 31,075 | 17 | 2,579,701 | 63 | 18,993,363 | 1 | 816,000 | 83 | 7.4 | 22,420,139 | 1.8 |
| UNION SAVINGS BANK | 2 | 85,000 | 5 | 574,550 | 5 | 1,488,935 | 0 | 0 | 12 | 1.1 | 2,148,485 | 0.2 |
| UNITED STATES OF AMERI | 0 | 0 | 0 | 0 | 0 | 0 | 0 | 0 | 0 | 0 | 0 | 0 |
| WELLS FARGO BANK | 0 | 0 | 1 | 188,000 | 0 | 0 | 1 | 1,840,000 | 2 | 0.2 | 2,028,000 | 0.2 |
| All Others | 56 | 1,978,580 | 87 | 12,111,266 | 193 | 67,911,226 | 24 | 869,562,937 | 360 | 32.2 | 951,564,009 | 74.5 |
| TOTALS | 167 | 6,877,926 | 304 | 41,909,320 | 588 | 204,219,662 | 59 | 1,024,125,679 | 1118 | 100 | 1,277,132,587 | 100 |