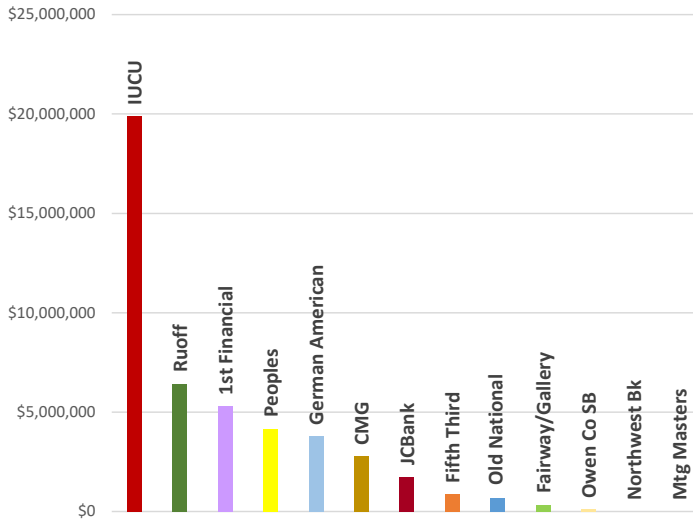


**Residential and commercial mortgages
filed in Monroe County during May 2026.**

Dollars - May 2026

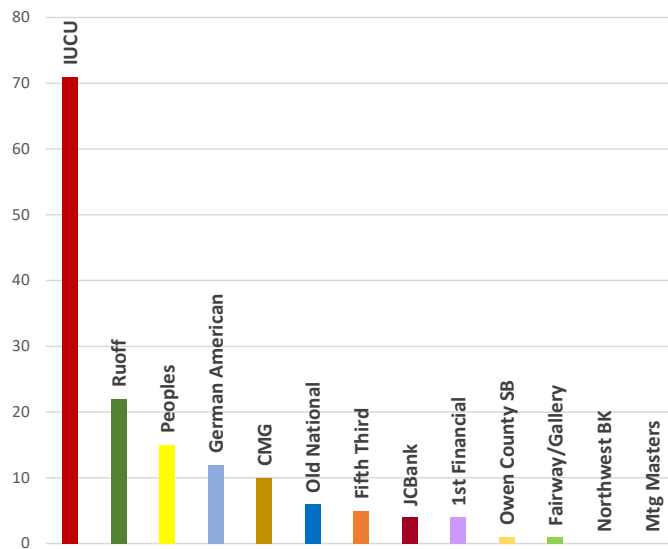


| | |
|-------------------------|---------------------|
| IUCU | \$19,884,017 |
| Ruoff | \$6,424,717 |
| 1st Financial | \$5,301,672 |
| Peoples | \$4,157,060 |
| German American | \$3,801,500 |
| CMG | \$2,772,577 |
| JCBank | \$1,743,666 |
| Fifth Third | \$857,000 |
| Old National | \$665,000 |
| Fair Way/Gallery | \$347,000 |
| Owen Co SB | \$104,900 |
| Northwest Bk | \$0 |
| Mtg Masters | \$0 |

Note - Charts & tables do not include re-recordings or modifications.

Transactions - May 2026

| | |
|-------------------------|-----------|
| IUCU | 71 |
| Ruoff | 22 |
| Peoples | 15 |
| German American | 12 |
| CMG | 10 |
| Old National | 6 |
| Fifth Third | 5 |
| JCBank | 4 |
| 1st Financial | 4 |
| Owen Co SB | 1 |
| Fair Way/Gallery | 1 |
| Northwest Bk | 0 |
| Mtg Masters | 0 |





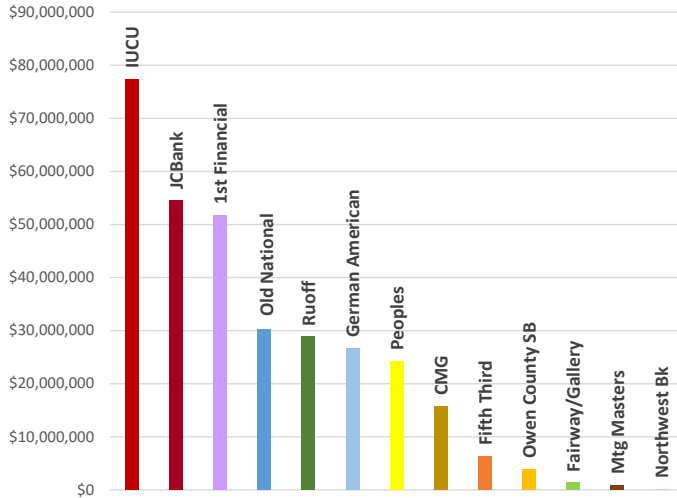
People who care. Service you trust.

All mortgages on Monroe County property, both residential and commercial, filed with the Monroe County Recorder during the month of May 2026.

| Lender | 0 to \$49,999 | | \$50,000 to \$199,999 | | \$200,000-\$499,999 | | \$500,000 & up | | Total | | Total | |
|------------------------|---------------|---------|-----------------------|------------|---------------------|------------|----------------|-------------|-------|------|-------------|------|
| | Docs | Amount | Docs | Amount | Docs | Amount | Docs | Amount | Docs | % | Amount | % |
| BANK OF AMERICA | 0 | 0 | 0 | 0 | 0 | 0 | 1 | 1,336,000 | 1 | 0.3 | 1,336,000 | 0.8 |
| BAXTER CREDIT UNION | 0 | 0 | 2 | 195,000 | 0 | 0 | 0 | 0 | 2 | 0.6 | 195,000 | 0.1 |
| BEDFORD FSB | 0 | 0 | 2 | 192,600 | 2 | 530,000 | 0 | 0 | 4 | 1.3 | 722,600 | 0.4 |
| CMG HOME LOANS | 0 | 0 | 5 | 657,077 | 4 | 1,023,000 | 1 | 1,092,500 | 10 | 3.2 | 2,772,577 | 1.7 |
| CRANE CREDIT UNION | 1 | 45,000 | 0 | 0 | 0 | 0 | 0 | 0 | 1 | 0.3 | 45,000 | 0 |
| FAIR WAY LENDING | 0 | 0 | 0 | 0 | 1 | 347,000 | 0 | 0 | 1 | 0.3 | 347,000 | 0.2 |
| FARM CREDIT MID AMERIC | 0 | 0 | 0 | 0 | 0 | 0 | 0 | 0 | 0 | 0 | 0 | 0 |
| FARMERS AND MECHANICS | 0 | 0 | 0 | 0 | 1 | 462,705 | 1 | 660,000 | 2 | 0.6 | 1,122,705 | 0.7 |
| FIFTH THIRD BANK | 0 | 0 | 3 | 357,500 | 2 | 499,500 | 0 | 0 | 5 | 1.6 | 857,000 | 0.5 |
| FIRST FINANCIAL BANK | 0 | 0 | 0 | 0 | 2 | 571,672 | 2 | 4,730,000 | 4 | 1.3 | 5,301,672 | 3.2 |
| FREEDOM HOME MORTGAGE | 0 | 0 | 1 | 175,272 | 2 | 575,471 | 0 | 0 | 3 | 1 | 750,743 | 0.4 |
| GERMAN AMERICAN BANCOR | 1 | 35,000 | 5 | 583,700 | 3 | 1,003,800 | 3 | 2,179,000 | 12 | 3.9 | 3,801,500 | 2.3 |
| HALLMARK HOME MTG | 0 | 0 | 0 | 0 | 0 | 0 | 0 | 0 | 0 | 0 | 0 | 0 |
| HOOSIER HILLS CREDIT U | 0 | 0 | 0 | 0 | 1 | 220,280 | 0 | 0 | 1 | 0.3 | 220,280 | 0.1 |
| INDIANA UNIVERSITY CRE | 9 | 270,700 | 22 | 2,460,700 | 34 | 10,914,017 | 6 | 6,238,600 | 71 | 23 | 19,884,017 | 11.9 |
| JACKSON COUNTY BANK | 0 | 0 | 0 | 0 | 2 | 508,400 | 2 | 1,235,266 | 4 | 1.3 | 1,743,666 | 1 |
| JPMORGAN CHASE BANK | 0 | 0 | 5 | 662,250 | 3 | 835,650 | 2 | 1,145,000 | 10 | 3.2 | 2,642,900 | 1.6 |
| LOANDEPOTCOM | 0 | 0 | 2 | 125,479 | 0 | 0 | 0 | 0 | 2 | 0.6 | 125,479 | 0.1 |
| MORTGAGE MASTERS | 0 | 0 | 0 | 0 | 0 | 0 | 0 | 0 | 0 | 0 | 0 | 0 |
| NORTHWEST BANK | 0 | 0 | 0 | 0 | 0 | 0 | 0 | 0 | 0 | 0 | 0 | 0 |
| OLD NATIONAL BANK | 1 | 30,000 | 4 | 350,000 | 1 | 285,000 | 0 | 0 | 6 | 1.9 | 665,000 | 0.4 |
| OWEN COUNTY STATE BANK | 0 | 0 | 1 | 104,900 | 0 | 0 | 0 | 0 | 1 | 0.3 | 104,900 | 0.1 |
| PEOPLES STATE BANK | 0 | 0 | 4 | 521,430 | 10 | 3,024,380 | 1 | 611,250 | 15 | 4.9 | 4,157,060 | 2.5 |
| PRIMELENDING | 0 | 0 | 0 | 0 | 0 | 0 | 0 | 0 | 0 | 0 | 0 | 0 |
| REGIONS BANK | 1 | 35,000 | 0 | 0 | 1 | 414,054 | 0 | 0 | 2 | 0.6 | 449,054 | 0.3 |
| REGIONS MORTGAGE | 0 | 0 | 0 | 0 | 0 | 0 | 0 | 0 | 0 | 0 | 0 | 0 |
| ROCKET MORTGAGE | 3 | 130,434 | 5 | 788,750 | 2 | 456,562 | 3 | 2,036,610 | 13 | 4.2 | 3,412,356 | 2 |
| RUOFF MORTGAGE | 1 | 10,150 | 4 | 646,400 | 17 | 5,768,167 | 0 | 0 | 22 | 7.1 | 6,424,717 | 3.8 |
| UNION SAVINGS BANK | 0 | 0 | 1 | 100,000 | 2 | 767,650 | 1 | 589,000 | 4 | 1.3 | 1,456,650 | 0.9 |
| UNITED STATES OF AMERI | 0 | 0 | 0 | 0 | 0 | 0 | 0 | 0 | 0 | 0 | 0 | 0 |
| WELLS FARGO BANK | 0 | 0 | 0 | 0 | 0 | 0 | 1 | 722,000 | 1 | 0.3 | 722,000 | 0.4 |
| All Others | 11 | 217,326 | 29 | 3,587,867 | 64 | 19,227,992 | 8 | 84,790,843 | 112 | 36.2 | 107,824,028 | 64.5 |
| TOTALS | 28 | 773,610 | 95 | 11,508,925 | 154 | 47,435,300 | 32 | 107,366,069 | 309 | 100 | 167,083,904 | 100 |

**Residential and commercial mortgages
filed in Monroe County during 2026.**

Dollars - Year-to-Date through May 2026

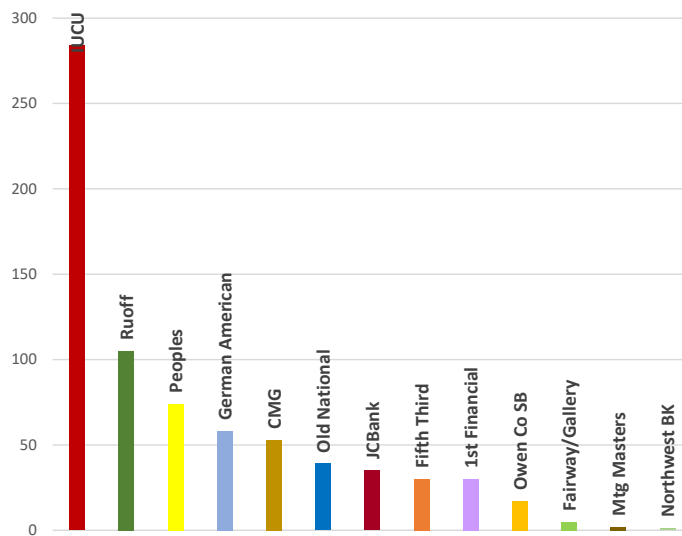


| | |
|-------------------------|---------------------|
| IUCU | \$77,436,362 |
| JCBank | \$54,552,836 |
| 1st Financial | \$51,733,360 |
| Old National | \$30,234,613 |
| Ruoff | \$28,844,856 |
| German American | \$26,676,259 |
| Peoples | \$24,221,643 |
| CMG | \$15,717,758 |
| Fifth Third | \$6,367,446 |
| Owen Co SB | \$3,938,274 |
| Fair Way/Gallery | \$1,402,400 |
| Mtg Masters | \$857,205 |
| Northwest Bk | \$30,000 |

Note - Charts & tables do not include re-recordings or modifications.

Transactions - Year-to-Date through May 2026

| | |
|-------------------------|------------|
| IUCU | 284 |
| Ruoff | 105 |
| Peoples | 74 |
| German American | 58 |
| CMG | 53 |
| Old National | 39 |
| JCBank | 35 |
| Fifth Third | 30 |
| 1st Financial | 30 |
| Owen Co SB | 17 |
| Fair Way/Gallery | 5 |
| Mtg Masters | 2 |
| Northwest Bk | 1 |



All mortgages on Monroe County property, both residential and commercial, filed with the Monroe County Recorder during 2026.

| Lender | 0 to \$49,999 | | \$50,000 to \$199,999 | | \$200,000-\$499,999 | | \$500,000 & up | | Total | | Total | |
|------------------------|---------------|-----------|-----------------------|------------|---------------------|-------------|----------------|---------------|-------|------|---------------|------|
| | Docs | Amount | Docs | Amount | Docs | Amount | Docs | Amount | Docs | % | Amount | % |
| BANK OF AMERICA | 0 | 0 | 1 | 100,000 | 0 | 0 | 3 | 2,340,000 | 4 | 0.3 | 2,440,000 | 0.2 |
| BAXTER CREDIT UNION | 0 | 0 | 4 | 454,503 | 4 | 1,046,999 | 0 | 0 | 8 | 0.6 | 1,501,502 | 0.1 |
| BEDFORD FSB | 1 | 37,000 | 7 | 916,600 | 12 | 3,582,405 | 3 | 1,981,000 | 23 | 1.6 | 6,517,005 | 0.5 |
| CMG HOME LOANS | 2 | 17,080 | 12 | 1,872,527 | 34 | 9,928,091 | 5 | 3,900,060 | 53 | 3.7 | 15,717,758 | 1.1 |
| CRANE CREDIT UNION | 2 | 75,000 | 4 | 317,000 | 2 | 440,000 | 0 | 0 | 8 | 0.6 | 832,000 | 0.1 |
| FAIR WAY LENDING | 0 | 0 | 3 | 400,500 | 1 | 347,000 | 1 | 654,900 | 5 | 0.4 | 1,402,400 | 0.1 |
| FARM CREDIT MID AMERIC | 0 | 0 | 1 | 117,361 | 3 | 953,625 | 2 | 1,358,192 | 6 | 0.4 | 2,429,178 | 0.2 |
| FARMERS AND MECHANICS | 0 | 0 | 2 | 125,000 | 9 | 3,235,705 | 2 | 1,177,000 | 13 | 0.9 | 4,537,705 | 0.3 |
| FIFTH THIRD BANK | 1 | 25,000 | 18 | 1,858,906 | 10 | 2,947,540 | 1 | 1,536,000 | 30 | 2.1 | 6,367,446 | 0.4 |
| FIRST FINANCIAL BANK | 1 | 30,260 | 3 | 269,723 | 7 | 2,353,277 | 7 | 49,080,100 | 18 | 1.3 | 51,733,360 | 3.6 |
| FREEDOM HOME MORTGAGE | 0 | 0 | 1 | 175,272 | 14 | 4,299,473 | 0 | 0 | 15 | 1.1 | 4,474,745 | 0.3 |
| GERMAN AMERICAN BANCOR | 4 | 105,584 | 19 | 2,469,700 | 22 | 6,121,217 | 13 | 17,979,758 | 58 | 4.1 | 26,676,259 | 1.8 |
| HALLMARK HOME MTG | 0 | 0 | 0 | 0 | 0 | 0 | 0 | 0 | 0 | 0 | 0 | 0 |
| HOOSIER HILLS CREDIT U | 0 | 0 | 8 | 877,125 | 8 | 2,498,212 | 1 | 550,000 | 17 | 1.2 | 3,925,337 | 0.3 |
| INDIANA UNIVERSITY CRE | 40 | 1,118,100 | 106 | 12,160,602 | 109 | 34,649,379 | 29 | 29,508,281 | 284 | 19.9 | 77,436,362 | 5.4 |
| JACKSON COUNTY BANK | 1 | 41,000 | 7 | 971,537 | 18 | 6,433,450 | 9 | 47,106,849 | 35 | 2.5 | 54,552,836 | 3.8 |
| JPMORGAN CHASE BANK | 0 | 0 | 13 | 1,973,650 | 18 | 5,933,750 | 5 | 3,360,500 | 36 | 2.5 | 11,267,900 | 0.8 |
| LOANDEPOTCOM | 0 | 0 | 11 | 1,177,544 | 0 | 0 | 1 | 521,499 | 12 | 0.8 | 1,699,043 | 0.1 |
| MORTGAGE MASTERS | 0 | 0 | 0 | 0 | 1 | 219,705 | 1 | 637,500 | 2 | 0.1 | 857,205 | 0.1 |
| NORTHWEST BANK | 1 | 30,000 | 0 | 0 | 0 | 0 | 0 | 0 | 1 | 0.1 | 30,000 | 0 |
| OLD NATIONAL BANK | 7 | 212,500 | 19 | 2,014,300 | 9 | 2,329,238 | 4 | 25,678,575 | 39 | 2.7 | 30,234,613 | 2.1 |
| OWEN COUNTY STATE BANK | 2 | 80,000 | 7 | 931,900 | 7 | 2,358,854 | 1 | 567,520 | 17 | 1.2 | 3,938,274 | 0.3 |
| PEOPLES STATE BANK | 2 | 40,000 | 28 | 3,278,380 | 33 | 10,345,091 | 11 | 10,558,172 | 74 | 5.2 | 24,221,643 | 1.7 |
| PRIMELENDING | 0 | 0 | 0 | 0 | 0 | 0 | 0 | 0 | 0 | 0 | 0 | 0 |
| REGIONS BANK | 2 | 66,900 | 4 | 325,000 | 2 | 614,054 | 1 | 500,000 | 9 | 0.6 | 1,505,954 | 0.1 |
| REGIONS MORTGAGE | 0 | 0 | 2 | 326,600 | 0 | 0 | 0 | 0 | 2 | 0.1 | 326,600 | 0 |
| ROCKET MORTGAGE | 4 | 175,434 | 28 | 3,792,278 | 23 | 6,454,266 | 7 | 4,581,360 | 62 | 4.3 | 15,003,338 | 1 |
| RUOFF MORTGAGE | 3 | 41,225 | 21 | 3,226,101 | 77 | 23,199,043 | 4 | 2,378,487 | 105 | 7.4 | 28,844,856 | 2 |
| UNION SAVINGS BANK | 1 | 25,000 | 7 | 734,550 | 7 | 2,256,585 | 1 | 589,000 | 16 | 1.1 | 3,605,135 | 0.2 |
| UNITED STATES OF AMERI | 0 | 0 | 0 | 0 | 0 | 0 | 0 | 0 | 0 | 0 | 0 | 0 |
| WELLS FARGO BANK | 0 | 0 | 1 | 188,000 | 0 | 0 | 2 | 2,562,000 | 3 | 0.2 | 2,750,000 | 0.2 |
| All Others | 46 | 939,963 | 137 | 16,955,076 | 233 | 71,940,159 | 56 | 969,552,839 | 472 | 33.1 | 1,059,388,037 | 73.4 |
| TOTALS | 120 | 3,060,046 | 474 | 58,009,735 | 663 | 204,487,118 | 170 | 1,178,659,592 | 1427 | 100 | 1,444,216,491 | 100 |



People who care. Service you trust.

All mortgages on Monroe County property, both residential and commercial, filed with the Monroe County Recorder during the month of May 2026.

| Lender | \$0 to \$75,000 | | \$75,001 to \$199,999 | | \$200,000-\$806,500 | | \$806,501 & up | | Total | | Total Amount | % |
|------------------------|-----------------|------------------|-----------------------|-------------------|---------------------|-------------------|----------------|-------------------|------------|------------|--------------------|------------|
| | Docs | Amount | Docs | Amount | Docs | Amount | Docs | Amount | Docs | % | | |
| BANK OF AMERICA | 0 | 0 | 0 | 0 | 0 | 0 | 1 | 1,336,000 | 1 | 0.3 | 1,336,000 | 0.8 |
| BAXTER CREDIT UNION | 1 | 50,000 | 1 | 145,000 | 0 | 0 | 0 | 0 | 2 | 0.6 | 195,000 | 0.1 |
| BEDFORD FSB | 0 | 0 | 2 | 192,600 | 2 | 530,000 | 0 | 0 | 4 | 1.3 | 722,600 | 0.4 |
| CMG HOME LOANS | 0 | 0 | 5 | 657,077 | 4 | 1,023,000 | 1 | 1,092,500 | 10 | 3.2 | 2,772,577 | 1.7 |
| CRANE CREDIT UNION | 1 | 45,000 | 0 | 0 | 0 | 0 | 0 | 0 | 1 | 0.3 | 45,000 | 0 |
| FAIR WAY LENDING | 0 | 0 | 0 | 0 | 1 | 347,000 | 0 | 0 | 1 | 0.3 | 347,000 | 0.2 |
| FARM CREDIT MID AMERIC | 0 | 0 | 0 | 0 | 0 | 0 | 0 | 0 | 0 | 0 | 0 | 0 |
| FARMERS AND MECHANICS | 0 | 0 | 0 | 0 | 2 | 1,122,705 | 0 | 0 | 2 | 0.6 | 1,122,705 | 0.7 |
| FIFTH THIRD BANK | 0 | 0 | 3 | 357,500 | 2 | 499,500 | 0 | 0 | 5 | 1.6 | 857,000 | 0.5 |
| FIRST FINANCIAL BANK | 0 | 0 | 0 | 0 | 3 | 1,101,672 | 1 | 4,200,000 | 4 | 1.3 | 5,301,672 | 3.2 |
| FREEDOM HOME MORTGAGE | 0 | 0 | 1 | 175,272 | 2 | 575,471 | 0 | 0 | 3 | 1 | 750,743 | 0.4 |
| GERMAN AMERICAN BANCOR | 2 | 98,700 | 4 | 520,000 | 5 | 2,182,800 | 1 | 1,000,000 | 12 | 3.9 | 3,801,500 | 2.3 |
| HALLMARK HOME MTG | 0 | 0 | 0 | 0 | 0 | 0 | 0 | 0 | 0 | 0 | 0 | 0 |
| HOOSIER HILLS CREDIT U | 0 | 0 | 0 | 0 | 1 | 220,280 | 0 | 0 | 1 | 0.3 | 220,280 | 0.1 |
| INDIANA UNIVERSITY CRE | 18 | 796,200 | 13 | 1,935,200 | 38 | 13,307,617 | 2 | 3,845,000 | 71 | 23 | 19,884,017 | 11.9 |
| JACKSON COUNTY BANK | 0 | 0 | 0 | 0 | 4 | 1,743,666 | 0 | 0 | 4 | 1.3 | 1,743,666 | 1 |
| JPMORGAN CHASE BANK | 0 | 0 | 5 | 662,250 | 5 | 1,980,650 | 0 | 0 | 10 | 3.2 | 2,642,900 | 1.6 |
| LOANDEPOTCOM | 2 | 125,479 | 0 | 0 | 0 | 0 | 0 | 0 | 2 | 0.6 | 125,479 | 0.1 |
| MORTGAGE MASTERS | 0 | 0 | 0 | 0 | 0 | 0 | 0 | 0 | 0 | 0 | 0 | 0 |
| NORTHWEST BANK | 0 | 0 | 0 | 0 | 0 | 0 | 0 | 0 | 0 | 0 | 0 | 0 |
| OLD NATIONAL BANK | 3 | 180,000 | 2 | 200,000 | 1 | 285,000 | 0 | 0 | 6 | 1.9 | 665,000 | 0.4 |
| OWEN COUNTY STATE BANK | 0 | 0 | 1 | 104,900 | 0 | 0 | 0 | 0 | 1 | 0.3 | 104,900 | 0.1 |
| PEOPLES STATE BANK | 0 | 0 | 4 | 521,430 | 11 | 3,635,630 | 0 | 0 | 15 | 4.9 | 4,157,060 | 2.5 |
| PRIMELENDING | 0 | 0 | 0 | 0 | 0 | 0 | 0 | 0 | 0 | 0 | 0 | 0 |
| REGIONS BANK | 1 | 35,000 | 0 | 0 | 1 | 414,054 | 0 | 0 | 2 | 0.6 | 449,054 | 0.3 |
| REGIONS MORTGAGE | 0 | 0 | 0 | 0 | 0 | 0 | 0 | 0 | 0 | 0 | 0 | 0 |
| ROCKET MORTGAGE | 3 | 130,434 | 5 | 788,750 | 5 | 2,493,172 | 0 | 0 | 13 | 4.2 | 3,412,356 | 2 |
| RUOFF MORTGAGE | 1 | 10,150 | 4 | 646,400 | 17 | 5,768,167 | 0 | 0 | 22 | 7.1 | 6,424,717 | 3.8 |
| UNION SAVINGS BANK | 0 | 0 | 1 | 100,000 | 3 | 1,356,650 | 0 | 0 | 4 | 1.3 | 1,456,650 | 0.9 |
| UNITED STATES OF AMERI | 0 | 0 | 0 | 0 | 0 | 0 | 0 | 0 | 0 | 0 | 0 | 0 |
| WELLS FARGO BANK | 0 | 0 | 0 | 0 | 1 | 722,000 | 0 | 0 | 1 | 0.3 | 722,000 | 0.4 |
| All Others | 16 | 533,895 | 24 | 3,271,298 | 68 | 21,509,637 | 4 | 82,509,198 | 112 | 36.2 | 107,824,028 | 64.5 |
| TOTALS | 48 | 2,004,858 | 75 | 10,277,677 | 176 | 60,818,671 | 10 | 93,982,698 | 309 | 100 | 167,083,904 | 100 |

All mortgages on Monroe County property, both residential and commercial, filed with the Monroe County Recorder during 2026.

| Lender | 0 to \$75,000 | | \$75,001 to \$199,999 | | \$200,000-\$806,500 | | \$806,501 & up | | Total | | Total | |
|------------------------|---------------|------------------|-----------------------|-------------------|---------------------|--------------------|----------------|----------------------|-------------|------------|----------------------|------------|
| | Docs | Amount | Docs | Amount | Docs | Amount | Docs | Amount | Docs | % | Amount | % |
| BANK OF AMERICA | 0 | 0 | 1 | 100,000 | 2 | 1,004,000 | 1 | 1,336,000 | 4 | 0.3 | 2,440,000 | 0.2 |
| BAXTER CREDIT UNION | 1 | 50,000 | 3 | 404,503 | 4 | 1,046,999 | 0 | 0 | 8 | 0.6 | 1,501,502 | 0.1 |
| BEDFORD FSB | 1 | 37,000 | 7 | 916,600 | 15 | 5,563,405 | 0 | 0 | 23 | 1.6 | 6,517,005 | 0.5 |
| CMG HOME LOANS | 2 | 17,080 | 12 | 1,872,527 | 36 | 10,986,344 | 3 | 2,841,807 | 53 | 3.7 | 15,717,758 | 1.1 |
| CRANE CREDIT UNION | 4 | 200,000 | 2 | 192,000 | 2 | 440,000 | 0 | 0 | 8 | 0.6 | 832,000 | 0.1 |
| FAIR WAY LENDING | 0 | 0 | 3 | 400,500 | 2 | 1,001,900 | 0 | 0 | 5 | 0.4 | 1,402,400 | 0.1 |
| FARM CREDIT MID AMERIC | 0 | 0 | 1 | 117,361 | 5 | 2,311,817 | 0 | 0 | 6 | 0.4 | 2,429,178 | 0.2 |
| FARMERS AND MECHANICS | 2 | 125,000 | 0 | 0 | 11 | 4,412,705 | 0 | 0 | 13 | 0.9 | 4,537,705 | 0.3 |
| FIFTH THIRD BANK | 5 | 250,519 | 14 | 1,633,387 | 10 | 2,947,540 | 1 | 1,536,000 | 30 | 2.1 | 6,367,446 | 0.4 |
| FIRST FINANCIAL BANK | 2 | 84,983 | 2 | 215,000 | 9 | 3,479,377 | 5 | 47,954,000 | 18 | 1.3 | 51,733,360 | 3.6 |
| FREEDOM HOME MORTGAGE | 0 | 0 | 1 | 175,272 | 14 | 4,299,473 | 0 | 0 | 15 | 1.1 | 4,474,745 | 0.3 |
| GERMAN AMERICAN BANCOR | 8 | 344,284 | 15 | 2,231,000 | 29 | 10,100,467 | 6 | 14,000,508 | 58 | 4.1 | 26,676,259 | 1.8 |
| HALLMARK HOME MTG | 0 | 0 | 0 | 0 | 0 | 0 | 0 | 0 | 0 | 0 | 0 | 0 |
| HOOSIER HILLS CREDIT U | 2 | 125,000 | 6 | 752,125 | 9 | 3,048,212 | 0 | 0 | 17 | 1.2 | 3,925,337 | 0.3 |
| INDIANA UNIVERSITY CRE | 65 | 2,676,450 | 81 | 10,602,252 | 130 | 47,199,591 | 8 | 16,958,069 | 284 | 19.9 | 77,436,362 | 5.4 |
| JACKSON COUNTY BANK | 2 | 101,000 | 6 | 911,537 | 22 | 8,960,716 | 5 | 44,579,583 | 35 | 2.5 | 54,552,836 | 3.8 |
| JPMORGAN CHASE BANK | 0 | 0 | 13 | 1,973,650 | 21 | 7,628,750 | 2 | 1,665,500 | 36 | 2.5 | 11,267,900 | 0.8 |
| LOANDEPOTCOM | 5 | 339,734 | 6 | 837,810 | 1 | 521,499 | 0 | 0 | 12 | 0.8 | 1,699,043 | 0.1 |
| MORTGAGE MASTERS | 0 | 0 | 0 | 0 | 2 | 857,205 | 0 | 0 | 2 | 0.1 | 857,205 | 0.1 |
| NORTHWEST BANK | 1 | 30,000 | 0 | 0 | 0 | 0 | 0 | 0 | 1 | 0.1 | 30,000 | 0 |
| OLD NATIONAL BANK | 14 | 661,500 | 12 | 1,565,300 | 10 | 2,954,238 | 3 | 25,053,575 | 39 | 2.7 | 30,234,613 | 2.1 |
| OWEN COUNTY STATE BANK | 2 | 80,000 | 7 | 931,900 | 8 | 2,926,374 | 0 | 0 | 17 | 1.2 | 3,938,274 | 0.3 |
| PEOPLES STATE BANK | 11 | 534,200 | 19 | 2,784,180 | 40 | 14,303,263 | 4 | 6,600,000 | 74 | 5.2 | 24,221,643 | 1.7 |
| PRIMELENDING | 0 | 0 | 0 | 0 | 0 | 0 | 0 | 0 | 0 | 0 | 0 | 0 |
| REGIONS BANK | 4 | 201,900 | 2 | 190,000 | 3 | 1,114,054 | 0 | 0 | 9 | 0.6 | 1,505,954 | 0.1 |
| REGIONS MORTGAGE | 0 | 0 | 2 | 326,600 | 0 | 0 | 0 | 0 | 2 | 0.1 | 326,600 | 0 |
| ROCKET MORTGAGE | 7 | 385,434 | 25 | 3,582,278 | 29 | 10,180,426 | 1 | 855,200 | 62 | 4.3 | 15,003,338 | 1 |
| RUOFF MORTGAGE | 3 | 41,225 | 21 | 3,226,101 | 80 | 24,761,530 | 1 | 816,000 | 105 | 7.4 | 28,844,856 | 2 |
| UNION SAVINGS BANK | 2 | 85,000 | 6 | 674,550 | 8 | 2,845,585 | 0 | 0 | 16 | 1.1 | 3,605,135 | 0.2 |
| UNITED STATES OF AMERI | 0 | 0 | 0 | 0 | 0 | 0 | 0 | 0 | 0 | 0 | 0 | 0 |
| WELLS FARGO BANK | 0 | 0 | 1 | 188,000 | 1 | 722,000 | 1 | 1,840,000 | 3 | 0.2 | 2,750,000 | 0.2 |
| All Others | 72 | 2,512,475 | 111 | 15,382,564 | 261 | 89,420,863 | 28 | 952,072,135 | 472 | 33.1 | 1,059,388,037 | 73.4 |
| TOTALS | 215 | 8,882,784 | 379 | 52,186,997 | 764 | 265,038,333 | 69 | 1,118,108,377 | 1427 | 100 | 1,444,216,491 | 100 |